



Sequoia Union Board of Trustees Regular Board Meeting April 11, 2024 at 6:00 p.m.

A regular meeting of the Board of the Sequoia Union Elementary School will be held at 23958 Avenue 324, Lemon Cove, CA.

In compliance with the Americans with Disabilities Act, for those requiring special assistance to access the Board meeting room, to access written documents being discussed at the Board meeting, or to otherwise participate at Board meetings, please contact the school office at (559) 564-2106 for assistance. Notification at least 48 hours before the meeting will enable the District to make reasonable arrangements to ensure accessibility to the Board meeting and to provide any required accommodations, auxiliary aids or services.

Documents provided to a majority of the Governing Board regarding an open session item on this agenda will be made available for public inspection in the District office located at 23958 Ave. 324, Lemon Cove, California during normal business hours and on the website at <https://www.sequoiaunion.org/>

0. CALL TO ORDER at 6:00 pm

1. FLAG SALUTE

2. APPROVAL OF AGENDA

3. COMMENTS FROM THE PUBLIC

Board Policy #9323 allows each individual speaker three minutes for public comment. The public may choose to address the board on any non agenda item at this time, or on an agenda item at this time or at the time of the items discussion. Before making a comment, please gain recognition from the Chair and direct your comments through the Chair. If you wish to submit a comment virtually you may do so online at <https://bit.ly/SUpubliccomment>. Comments must be submitted one hour prior to the scheduled meeting opening to ensure they will be read. The same requirements relating to the three minute limit apply to written comments also. Comments submitted after the opening of the meeting, but before adjournment will be recorded in the minutes.

4. Public Hearing on the Mitigated Negative Declaration and Mitigation Monitoring and Reporting Program for the Sequoia Union Elementary School District New Construction Project

5. DISCUSSION & REPORTS

5.1 Superintendent Report

5.2 Report on Tk-K New Construction Project by Consultant Luke Smith



- 5.3 FFA Report
- 5.4 First Read of Board Policy 5127: Promotion Ceremony and Activities
- 5.5 Business Report
- 5.6 LCAP Stakeholder Surveys
- 5.7 2nd Read of Board Policy 5150 Request of Class Placement
- 5.8 Modernization of Sequoia Union Elementary School Bid Schedule

- 6. **CONSENT ACTION ITEMS**
 - 6.1 Budget Report District
 - 6.2 Budget Report Charter
 - 6.3 Cafeteria Report
 - 6.4 Enrollment Report District
 - 6.5 Enrollment Report Charter
 - 6.6 Payroll Report
 - 6.7 Vendor Payment Report

- 7. **OTHER ACTION ITEMS**
 - 7.1 Approve the Minutes from the March 14, 2024 Regular Board Meeting
 - 7.2 Discuss and Approve the Altering of Attendance Requirements for 8th Grade Graduation Due to Documented Illness
 - 7.3 Approve the Low Bid of Sierra Range Construction for the New Septic System for the Tk/K Building
 - 7.4 Approve the Tk/K Building Construction Change Order #6 in the amount of \$4,287 for adding four marker boards and backing
 - 7.5 Approve the Micham Payment Request 4
 - 7.6 Approve the Budget Hearing Planning Form
 - 7.7 Approve the UBEO Business Service Agreement
 - 7.8 Approve the 2024-25 Sequoia Union Parent Code of Conduct
 - 7.9 Approve the Interdistrict Transfers Out for the 2023-24 School Year
 - 7.10 Approve the Interdistrict Transfers In and Out for the 2024-25 School Year
 - 7.11 Consider/Approve Resolution 2023-24-006, Reducing/Eliminating Classified School Services for the 2024-2025 School Year Due to the Expiration of a Specially Funded Program(s)
 - 7.12 Approve Board Resolution 2023-24-007, The Sequoia Union Elementary School District BOARD OF TRUSTEES adopting the mitigated negative declaration and mitigation



monitoring and reporting program for the SEQUOIA UNION ELEMENTARY SCHOOL NEW CLASSROOM WING ADDITIONS PROJECT

7.13 GOVERNMENT CODE SECTION 54957: PUBLIC EMPLOYEE PERFORMANCE EVALUATION: Title - Superintendent-Principal

8. ORGANIZATIONAL BUSINESS

8.1 Consideration of Agenda Items the Board Wishes to Discuss in Future Meetings

9. CLOSED SESSION

9.1 GOVERNMENT CODE SECTION 54957: PUBLIC EMPLOYEE PERFORMANCE EVALUATION: Title - Superintendent-Principal

10. ADJOURNMENT

DRAFT

**INITIAL STUDY/
MITIGATED NEGATIVE DECLARATION**

**SEQUOIA UNION ELEMENTARY SCHOOL NEW CLASSROOM WING
ADDITIONS**

LEMON COVE, TULARE COUNTY, CA

February 2024

This page intentionally left blank

DRAFT

**INITIAL STUDY/
MITIGATED NEGATIVE DECLARATION**

**SEQUOIA UNION ELEMENTARY SCHOOL DISTRICT NEW
CLASSROOM WING ADDITIONS
LEMON COVE, TULARE COUNTY, CA**

Submitted to:

Sequoia Union Elementary School District
23958 Avenue 324
Lemon Cove, CA 93244

Prepared by:

School Site Solutions
2015 H Street
Sacramento, CA 95811
916-930-0736

This page intentionally left blank

TABLE OF CONTENTS

TABLE OF CONTENTS	i
FIGURES AND TABLES	ii
LIST OF ABBREVIATIONS AND ACRONYMS	iii
1.0 PROJECT INFORMATION	1-1
2.0 ENVIRONMENTAL FACTORS POTENTIALLY AFFECTED.....	2-6
2.1 Determination.....	2-6
3.0 CEQA ENVIRONMENTAL CHECKLIST	3-1
3.1 Aesthetics	3-1
3.2 Agriculture and Forestry Resources	3-3
3.3 Air Quality	3-5
3.4 Biological Resources.....	3-10
3.5 Cultural Resources.....	3-13
3.6 Energy	3-15
3.7 Geology and Soils.....	3-16
3.8 Greenhouse Gas Emissions.....	3-20
3.9 Hazards and Hazardous Materials	3-24
3.10 Hydrology and Water Quality	3-29
3.11 Land Use and Planning.....	3-33
3.12 Mineral Resources	3-34
3.13 Noise.....	3-35
3.14 Population and Housing	3-41
3.15 Public Services	3-42
3.16 Recreation	3-44
3.17 Transportation.....	3-45
3.18 Tribal Cultural Resources.....	3-48
3.19 Utilities and Service Systems	3-50
3.20 Wildfire.....	3-52
3.21 Mandatory Findings of Significance.....	3-54
4.0 REFERENCES.....	4-2

APPENDICES

APPENDIX A CALEEMOD REPORT

APPENDIX B SITE PLANS

FIGURES AND TABLES

FIGURES

Figure 1: Vicinity Map.....	1-3
Figure 2: Proposed Project.....	1-4

TABLES

Table 1: Special Requirements for School Site Selection and Approval	2-7
Table 2: Operational GHG Emissions	3-22
Table 3: Typical Construction Equipment Noise Levels.....	3-37

LIST OF ABBREVIATIONS AND ACRONYMS

AB	Assembly Bill
APN	Assessor's Parcel Number
BAAQMD	Bay Area Air Quality Management District
BMP	Best Management Practice
CalEEMod	California Emissions Estimator Model
CALFIRE	California Department of Forestry and Fire Protection
Caltrans	California Department of Transportation
CAPCOA	California Air Pollution Control Officers' Association
CARB	California Air Resources Board
CCR	California Code of Regulations
CDE	California Department of Education
CDFW	California Department of Fish and Wildlife
CEQA	California Environmental Quality Act
CERCLA	Comprehensive Environmental Response, Compensation, and Liability Act
CH ₄	Methane
CNDDB	California Natural Diversity Database
CNEL	Community noise equivalent level
CO ₂	Carbon dioxide
CO ₂ e	Carbon dioxide equivalent
dB	Decibel
dBA	A-weighted decibel
District	Sequoia Union Elementary School District
DPM	Diesel particulate matter
DSA	Division of the State Architect
DTSC	Department of Toxic Substances Control
EIR	Environmental Impact Report
FEMA	Federal Emergency Management Agency
FHSZ	Fire Hazard Severity Zone
FHWA	Federal Highway Administration
GAMAQI	Guide for Assessing and Mitigating Air Quality Impacts
GHG	Greenhouse gas
GWP	Global warming potential
kV	Kilovolt
L _{dn}	Day-night sound level, dBA
L _{eq}	Equivalent sound level, dBA
L _{max}	Maximum instantaneous noise level
LOS	Level of service
LRA	Local Responsibility Area
mg/kg	milligrams per kilogram
MT/yr	Metric tons per year
N ₂ O	Nitrous oxide
NAHC	Native American Heritage Commission
NPDES	National Pollutant Discharge Elimination System
O ₃	Ozone

OSHA	Occupational Safety Hazard Administration
P-O	Professional and Administrative Office
PEA	Preliminary Environmental Assessment
PM ₁₀	Particulate matter with diameter 10 microns
PM _{2.5}	Particulate matter with diameter 2.5 microns
PPV	Peak particle velocity
PRC	Public Resources Code
RCRA	Resource Conservation and Recovery Act
SB	Senate Bill
SJVAB	San Joaquin Valley Air Basin
SJVAPCD	San Joaquin Valley Air Pollution Control District
SPAL	Small project analysis level
SRA	State Responsibility Area
SWPPP	Stormwater Pollution Prevention Plan
SWRCB	State Water Resources Control Board
TAC	Toxic air contaminant
VHFHSZ	Very high fire hazard severity zone
VMT	Vehicle miles traveled
WDR	Waste discharge requirement

This page intentionally left blank

1.0 PROJECT INFORMATION

1. Project Title

Sequoia Union Elementary School New Classroom Wing Addition Project

2. Lead Agency Name and Address:

Sequoia Union Elementary School District
23958 Avenue 324
Lemon Cove, CA 93244

3. Contact Person and Phone Number:

Ken Horn, Superintendent/Principal, (559) 564-2106

4. Project Location:

23958 Avenue 324
Lemon Cove, CA 93244

5. Project Sponsor's Name and Address:

N/A

6. General Plan Designation:

Mixed Use (Lemon Cove Community Plan)

7. Zoning:

Professional and Administrative Office (P-O)

8. Description of Project:

The Sequoia Union Elementary School District (District) proposes to construct two new single-story, classroom wing buildings at the Sequoia Union Elementary School campus located at the northwest corner of the intersection of Avenue 324 and Road 240 in Lemon Cove, California (Assessor's Parcel Number (APN) 113-220-023) (Figure 1). The proposed buildings would be wood-framed, slab on grade construction.

Building 300, which would be located in the northern portion of the project parcel between the existing Building 200 (classroom building) and the enclosed water tank and propane tank area (Figure 2), would include three 5th/6th-grade classrooms and one 7th-grade classroom. Building 300 would be approximately 4,548 square feet, surrounded by approximately 3,500 feet of paved area and would accommodate up to 102 students. Construction of Building 300 would require the removal of half the existing hardtop play area in that location.

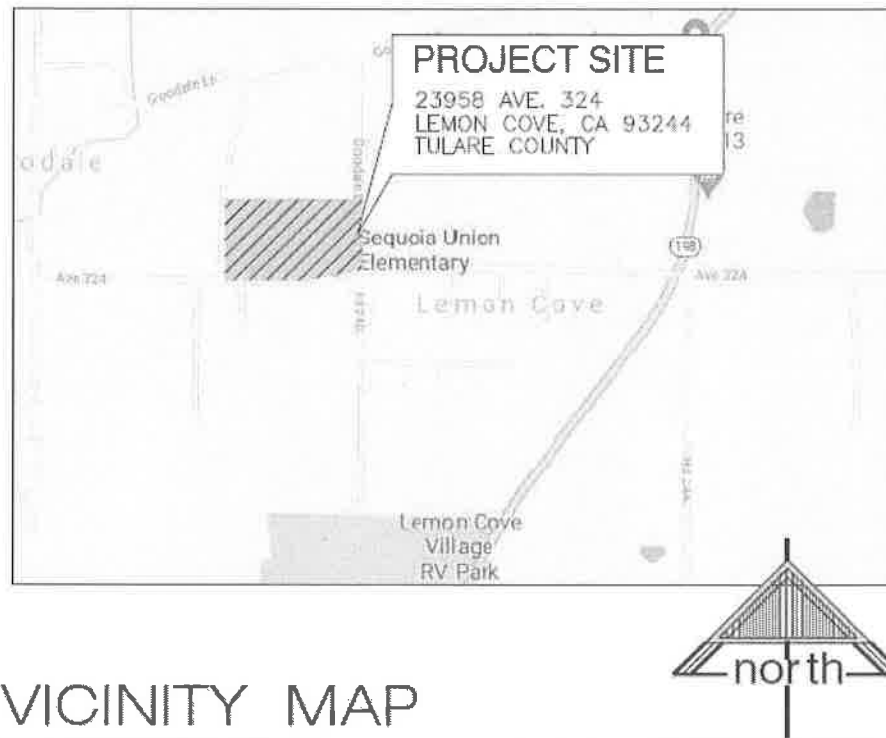
Building 400, which would be located in the central portion of the project parcel west of the existing multi-use/gymnasium building, would include four 1st through 4th-grade classrooms. Building 400 would be approximately 4,548 square feet, surrounded by approximately 3,500 feet of paved area and would accommodate up to 100 students. Construction of Building 400 would be located on existing play field.

9. Surrounding Land Uses and Setting:

The project site is surrounded by agricultural and rural residential uses. To the north are agricultural and rural residential uses; to the east is Goodale Lane beyond which are agricultural uses (orchard); to the south is Avenue 324 beyond which are rural residential uses; and to the west is Goodale Lane beyond which are agricultural and rural residential uses.

10. Other Public Agencies Whose Approval is Required (e.g., permits, financial approval, or participation agreements):

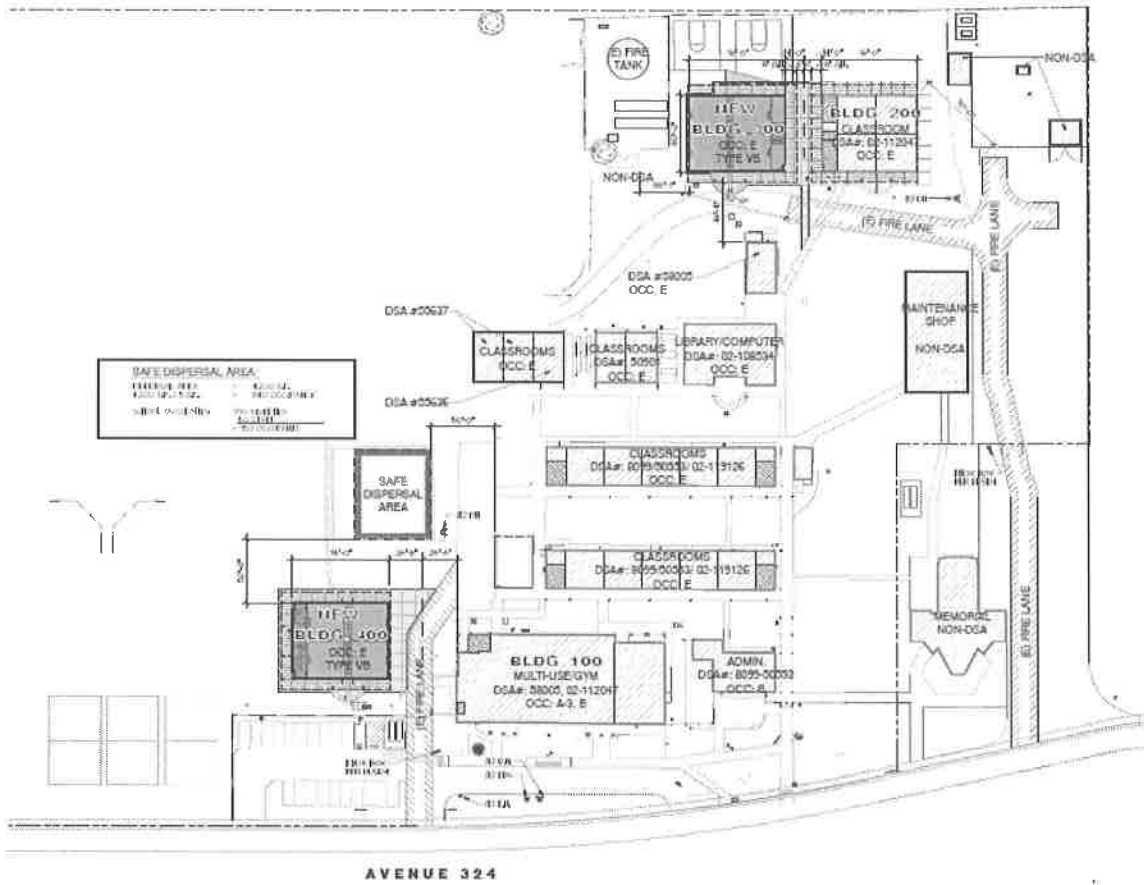
- California Department of Education, School Facilities and Transportation Unit
- Department of Toxic Substance Control
- Division of the State Architect
- Native American Heritage Commission
- California Regional Water Quality Control Board
- Tulare County Public Works
- Tulare County Fire Department
- Tulare County Environmental Health Division



VICINITY MAP

N.T.S.

Figure 1: Vicinity Map



NOTES AND LEGEND :

	NEW PROPOSED BUILDING	"OCC."	BUILDING OCCUPANCY PER CBC CHAPTER 3.
	EXISTING BUILDING	⊕ FH DH	FIRE HYDRANT OR DRAFT HYDRANT/ SHUT-OFF VALVE
	ACCESSIBLE RESTROOMS	⊕ FDO	FIRE DEPARTMENT CONNECTION ASSEMBLY
	20' WIDE FIRE LANE	● F.R	FIRE SPRINKLER RISER
	PROPERTY LINE	— D.C.V.A.	BACKFLOW PREVENTOR
	PERIMETER (P) FRONTAGE (F)		
	BUILDING SETBACK (IMAGINARY PROPERTY LINE)		

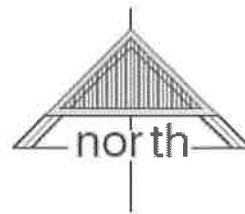


Figure 2: Proposed Project

11. Have California Native American tribes traditionally and culturally affiliated with the project area requested consultation pursuant to Public Resource Code section 21080.3.1? If so, is there a plan for consultation that includes, for example, the determination of significance of impacts to tribal cultural resources, procedures regarding confidentiality, etc.?

The District requested a Sacred Lands File search from the Native American Heritage Commission in June 2023. Pursuant to Assembly Bill (AB) 52, the District contacted the tribal representatives on the list on January 15, 2024. To date, the District has received one response from the Wukchmni tribe indicating they had no interest in the proposed project. Since then, no responses from tribal representatives have been received. In the event that the tribal representatives express interest in the project and/or the project area, the District will coordinate with the tribes to address any concerns.

2.0 ENVIRONMENTAL FACTORS POTENTIALLY AFFECTED

The environmental factors checked below would be potentially affected by this project, involving at least one impact that is a "Potentially Significant Impact" as indicated by the checklist in Chapter 3.0.

- | | | |
|--|---|---|
| <input type="checkbox"/> Aesthetics | <input type="checkbox"/> Agriculture and Forestry Resources | <input type="checkbox"/> Air Quality |
| <input type="checkbox"/> Biological Resources | <input type="checkbox"/> Cultural Resources | <input type="checkbox"/> Energy |
| <input type="checkbox"/> Geology/Soils | <input type="checkbox"/> Greenhouse Gas Emissions | <input type="checkbox"/> Hazards & Hazardous Materials |
| <input type="checkbox"/> Hydrology/Water Quality | <input type="checkbox"/> Land Use/Planning | <input type="checkbox"/> Mineral Resources |
| <input type="checkbox"/> Noise | <input type="checkbox"/> Population/Housing | <input type="checkbox"/> Public Services |
| <input type="checkbox"/> Recreation | <input type="checkbox"/> Transportation | <input type="checkbox"/> Tribal Cultural Resources |
| <input type="checkbox"/> Utilities/Service Systems | <input type="checkbox"/> Wildfire | <input type="checkbox"/> Mandatory Findings of Significance |

2.1 DETERMINATION

On the basis of this initial evaluation:

- I find that the proposed project COULD NOT have a significant effect on the environment, and a NEGATIVE DECLARATION will be prepared.
- I find that although the proposed project could have a significant effect on the environment, there will not be a significant effect in this case because revisions in the project have been made by or agreed to by the project proponent. A MITIGATED NEGATIVE DECLARATION will be prepared.
- I find that the proposed project MAY have a significant effect on the environment, and an ENVIRONMENTAL IMPACT REPORT is required.
- I find that the proposed project MAY have a "Potentially Significant Impact" or "Potentially Significant Unless Mitigated" impact on the environment, but at least one effect (1) has been adequately analyzed in an earlier document pursuant to applicable legal standards, and (2) has been addressed by mitigation measures based on the earlier analysis as described on attached sheets. An ENVIRONMENTAL IMPACT REPORT is required, but it must analyze only the effects that remain to be addressed.
- I find that although the proposed project could have a significant effect on the environment, because all potentially significant effects (a) have been analyzed adequately in an earlier ENVIRONMENTAL IMPACT REPORT or NEGATIVE DECLARATION pursuant to applicable standards, and (b) have been avoided or mitigated pursuant to that earlier ENVIRONMENTAL IMPACT REPORT or NEGATIVE DECLARATION, including revisions or mitigation measures that are imposed upon the proposed project, nothing further is required.

Signature

Ken Horn

Date

2-14-2024

Special Requirements under the State School Facility Program

In addition to the CEQA Guidelines, primary and secondary public schools have several additional requirements established by the California Code of Regulations and California Education Code. Table 1 identifies the specific health and safety requirements for a state-funded new school or a state-funded addition to an existing school site. These health and safety requirements are outlined in the California Department of Education (CDE) School Site Selection and Approval Guide. The analyses and response is included under the relevant section identified in the table below.

Table 1: Special Requirements for School Site Selection and Approval

Topic	Environmental Code	Environmental Checklist
Air Quality		
Is the boundary of the proposed school site within 500 feet of the edge of the closest traffic lane of a freeway or busy traffic corridor? If yes, would the project create an air quality health risk due to the placement of the School?	PRC § 21151.8(a)(1)(D); Ed. Code § 17213(c)(2)(C)	Section 3.3 Air Quality, Question (e)
Would the project create an air quality hazard due to the placement of a school within one-quarter mile of: (a) permitted and non-permitted facilities identified by the jurisdictional air quality control board or air pollution control district; (b) freeways and other busy traffic corridors; (c) large agricultural operations; and/or (d) a rail yard, which might reasonably be anticipated to emit hazardous air emissions, or handle hazardous or acutely hazardous material, substances, or waste?	PRC § 21151.8 (a)(2); Ed. Code § 17213 (b)	Section 3.3 Air Quality, Question (f)
Geology and Soils		
Does the site contain an active earthquake fault or fault trace, or is the site located within the boundaries of any special studies zone or within an area designated as geologically hazardous in the safety element of the local general plan?	CCR, Title 5 § 14010(f); Ed. Code, § 17212	Section 3.7 Geology and Soils, Question (a) (i)
Would the project involve the construction, reconstruction, or relocation of any school building on a site subject to moderate to high liquefaction?	CCR, Title 5 § 14010(i)	Section 3.7 Geology and Soils, Question (a)(iii)
Would the project involve the construction, reconstruction, or relocation of any school building on a site subject to landslides?	CCR, Title 5 § 14010(i)	Section 3.7 Geology and Soils, Question (a)(iv)
Would the project involve the construction, reconstruction, or relocation of any school building on the trace of a geological fault along which surface rupture can reasonably be expected to occur within the life of the school building?	CCR, Title 5 § 14010(f); Ed. Code § 17212	Section 3.7 Geology and Soils, Question (a)(i)
Hazards and Hazardous Materials		
Is the property line of the proposed school site less than the following distances from the edge of respective powerline easements: (1) 100 feet of a 50-133 kV line; (2) 150 feet of a 220-230 kV line; or (3) 350 feet of a 500-550 kV line?	CCR, Title 5 § 14010(c)	Section 3.9 Hazards and Hazardous Materials, Question (h)
Is the proposed school site located near an aboveground water or fuel storage tank or within 1,500 feet of an easement of an aboveground or	CCR, Title 5 § 14010(h)	Section 3.9 Hazards and

underground pipeline that can pose a safety hazard to the site?		Hazardous Materials, Question (i)
Is the proposed school site situated within 2,000 feet of a significant disposal of hazardous waste?	CCR, Title 5 § 14010(t)	Section 3.9 Hazards and Hazardous Materials, Question (d)
Does the proposed school site contain one or more pipelines, situated underground or aboveground, which carry hazardous substances, acutely hazardous materials, or hazardous wastes, unless the pipeline is a natural gas line that is used only to supply natural gas to that school or neighborhood?	PRC § 21151.8 (a)(1)(C)	Section 3.9 Hazards and Hazardous Materials, Question (i)
Is the school site in an area designated in a city, county, or city and county general plan for agricultural use and zoned for agricultural production, and if so, do neighboring agricultural uses have the potential to result in any public health and safety issues that may affect the pupils and employees at the school site? <i>(Does not apply to school sites approved by CDE prior to January 1, 1997.)</i>	Ed. Code § 17215.5 (a)	Section 3.9 Hazards and Hazardous Materials, Question (j)
Does the project site contain a current or former hazardous waste disposal site or solid waste disposal site and, if so, have the wastes been removed?	PRC § 21151.8 (a)(1)(A)	Section 3.9 Hazards and Hazardous Materials, Question (k)
Is the project site a hazardous substance release site identified by the state Department of Health Services in a current list adopted pursuant to §25356 for removal or remedial action pursuant to Chapter 6.8 of Division 20 of the Health and Safety Code?	PRC § 21151.8 (a)(1)(B)	Section 3.9 Hazards and Hazardous Materials, Question (d)
If prepared, has the risk assessment been performed with a focus on children's health posed by a hazardous materials release or threatened release, or the presence of naturally occurring hazardous materials on the school site?	Ed. Code § 17210.1 (a)(3)	Section 3.9 Hazards and Hazardous Materials, Question (c)
If a response action is necessary and proposed as part of this project, has it been developed to be protective of children's health, with an ample margin of safety?	Ed. Code § 17210.1 (a)(4)	Section 3.9 Hazards and Hazardous Materials, Question (l)
Is the proposed school site within two miles, measured by airline, of that point on an airport runway or potential runway included in an airport master plan that is nearest to the site? <i>(Does not apply to school sites acquired prior to January 1, 1966.)</i>	Ed. Code § 17215 (a)&(b)	Section 3.9 Hazards and Hazardous Materials, Question (e)
Hydrology and Water Quality		
Is the project site subject to flooding or dam inundation?	CCR, Title 5 § 14010(g); Ed. Code § 17212;	Section 3.10 Hydrology and Water Quality, Question (d)
Land Use and Planning		
Would the proposed school conflict with any existing or proposed land uses, such that a potential health or safety risk to students would be created?	CCR, Title 5 § 14010(m)	Section 3.11 Land Use and Planning, Question(b)

Noise		
Is the proposed school site located adjacent to or near a major arterial roadway or freeway whose noise generation may adversely affect the education program?	CCR, Title 5 § 14010(e)	Section 3.13 Noise, Question (d)
Public Services		
Does the site promote joint use of parks, libraries, museums, and other public services?	CCR, Title 5 § 14010(o)	Section 3.15 Public Services, Question (f)
Transportation		
Is the proposed school site within 1,500 feet of a railroad track easement?	CCR, Title 5 § 14010(d)	Section 3.17 Transportation, Question (e)
Is the site easily accessible from arterials and is the minimum peripheral visibility maintained for driveways per Caltrans' Highway Design Manual?	CCR, Title 5 § 14010(k)	Section 3.17 Transportation, Question (f)
Are traffic and pedestrian hazards mitigated per Caltrans' School Area Pedestrian Safety manual?	CCR, Title 5 § 14010(l)	Section 3.17 Transportation, Question (g)

3.0 CEQA ENVIRONMENTAL CHECKLIST

3.1 AESTHETICS

	Potentially Significant Impact	Less Than Significant with Mitigation Incorporated	Less Than Significant Impact	No Impact
Except as provided in Public Resources Code Section 21099, would the project:				
a. Have a substantial adverse effect on a scenic vista?	<input type="checkbox"/>	<input type="checkbox"/>	<input checked="" type="checkbox"/>	<input type="checkbox"/>
b. Substantially damage scenic resources, including, but not limited to, trees, rock outcroppings, and historic buildings within a state scenic highway	<input type="checkbox"/>	<input type="checkbox"/>	<input type="checkbox"/>	<input checked="" type="checkbox"/>
c. In non-urbanized areas, substantially degrade the existing visual character or quality of public views of the site and its surroundings? (Public views are those that are experienced from a publicly accessible vantage point.) If the project is in an urbanized area, would the project conflict with applicable zoning and other regulations governing scenic quality?	<input type="checkbox"/>	<input type="checkbox"/>	<input checked="" type="checkbox"/>	<input type="checkbox"/>
d. Create a new source of substantial light or glare which would adversely affect day or nighttime views in the area?	<input type="checkbox"/>	<input type="checkbox"/>	<input checked="" type="checkbox"/>	<input type="checkbox"/>

3.1.1 Impact Analysis

a. *Would the project have a substantial effect on a scenic vista?*

The proposed project area is located in a rural area characterized by views of orchards, transmission lines, area residences, and foothills in the background. According to the Lemon Cove Community Plan there are no designated scenic vistas adjacent to the project site (see Figure 16 of the Lemon Cove Community Plan). While the proposed project would result in the construction of two new classroom buildings, the buildings would be no more than 17 feet 6 inches in height and would be centrally located in the project site so as to not block views of scenic vistas from public vantage points. Development of the proposed project would result in a less than significant impact on a scenic vista.

- b. *Would the project substantially damage scenic resources, including, but not limited to, trees, rock outcroppings, and historic buildings within a state scenic highway?*

While the project site has non-native trees, the project site is devoid of rock outcroppings or historic structures. Additionally according to the California Department of Transportation (Caltrans) (ESRI 2017), the nearest Eligible State Scenic Highway is State Route 198 approximately 0.5 mile east of the proposed project. Therefore, project construction and operation would have no impact on scenic resources within a state scenic highway.

- c. *In non-urbanized areas, would the project substantially degrade the existing visual character or quality of public views of the site and its surroundings? (Public views are those that are experienced from a publicly accessible vantage point.) If the project is in an urbanized area, would the project conflict with applicable zoning and other regulations governing scenic quality?*

Views of the project area from publicly accessible vantage points (i.e., Avenue 324 and Road 240) currently consist of the existing Sequoia Union Elementary School campus, surrounding orchards and rural residences, and nearby overhead transmission lines. Views of the surrounding areas contain rural residences, overhead transmission lines, and orchard trees in the foreground, trees and transmission lines in the middle ground, and trees and mountains in the background. The proposed project would introduce new features to the existing school campus that would be visible from publicly accessible vantage points; however, construction and operation of the proposed project would be consistent with the existing and proposed use and would not degrade the visual quality of the site or surroundings. Impacts would be less than significant.

- d. *Would the project create a new source of substantial light or glare which would adversely affect day or nighttime views in the area?*

The proposed project includes construction of new classroom buildings at the existing Sequoia Union Elementary School campus. The existing campus includes light sources for interior and exterior use. The project would include a variety of indoor and outdoor lighting. Lighting would be provided for adequate illumination for safe access and basic security. Exterior lighting would include wall-mounted fixtures on buildings and bollard lighting. Pole-mounted lighting would be shielded and directional so as to direct light away from surrounding land uses. Because the project would provide nighttime lighting consistent with existing uses, this impact would be less than significant.

3.2 AGRICULTURE AND FORESTRY RESOURCES

In determining whether impacts to agricultural resources are significant environmental effects, lead agencies may refer to the California Agricultural Land Evaluation and Site Assessment Model (1997) prepared by the California Dept. of Conservation as an optional model to use in assessing impacts on agriculture and farmland. In determining whether impacts to forest resources, including timberland, are significant environmental effects, lead agencies may refer to information compiled by the California Department of Forestry and Fire Protection regarding the state's inventory of forest land, including the Forest and Range Assessment Project and the Forest Legacy Assessment Project; and the forest carbon measurement methodology provided in Forest Protocols adopted by the California Air Resources Board.

	Potentially Significant Impact	Less Than Significant with Mitigation Incorporated	Less Than Significant Impact	No Impact
Would the project:				
a. Convert Prime Farmland, Unique Farmland, or Farmland of Statewide Importance (Farmland), as shown on the maps prepared pursuant to the Farmland Mapping and Monitoring Program of the California Resources Agency, to non-agricultural use?	<input type="checkbox"/>	<input type="checkbox"/>	<input type="checkbox"/>	<input checked="" type="checkbox"/>
b. Conflict with existing zoning for agricultural use, or a Williamson Act contract?	<input type="checkbox"/>	<input type="checkbox"/>	<input type="checkbox"/>	<input checked="" type="checkbox"/>
c. Conflict with existing zoning for, or cause rezoning of, forest land (as defined in Public Resources Code Section 12220(g)), timberland (as defined by Public Resources Code Section 4526), or timberland zoned Timberland Production (as defined by Government Code Section 51104(g))?	<input type="checkbox"/>	<input type="checkbox"/>	<input type="checkbox"/>	<input checked="" type="checkbox"/>
d. Result in the loss of forest land or conversion of forest land to non-forest use?	<input type="checkbox"/>	<input type="checkbox"/>	<input type="checkbox"/>	<input checked="" type="checkbox"/>
e. Involve other changes in the existing environment which, due to their location or nature, could result in conversion of Farmland, to non-agricultural use or conversion of forest land to non-forest use?	<input type="checkbox"/>	<input type="checkbox"/>	<input type="checkbox"/>	<input checked="" type="checkbox"/>

3.2.1 Impact Analysis

- a. *Would the project convert Prime Farmland, Unique Farmland, or Farmland of Statewide Importance (Farmland) as shown on the maps prepared pursuant to the Farmland Mapping and Monitoring Program of the California Resources Agency, to non-agricultural use?*

The project site is designated as Urban and Built-Up Land on the Tulare County Important Farmland Map released by the California Department of Conservation. Therefore, the project would not convert Prime Farmland, Unique Farmland, or Farmland of Statewide Importance to nonagricultural use. The project would have no impact.

- b. *Would the project conflict with existing zoning for agricultural use, or a Williamson Act contract?*

Although the project site is surrounded by agricultural uses, the site is not actively used for agricultural use. Likewise, the project area is not under a Williamson Act Contract. The project would result in no impact to agricultural uses or Williamson Act Contracts.

- c. *Would the project conflict with existing zoning for, or cause rezoning of, forest land (as defined in Public Resources Code Section 12220(g)), timberland (as defined by Public Resources Code Section 4526), or timberland zoned Timberland Production (as defined by Government Code Section 51104(g))?*

The project site is surrounded by agricultural and residential uses. The site's existing zoning "P-O" (Professional and Administrative Office) does not support the definitions provided by Public Resources Code (PRC) Section 42526 for timberland, PRC Section 12220(g) for forestland, or Government Code Section 51104(g) for timberland zoned for production. Therefore, no impacts related to the conversion of timberlands or forest land would occur.

- d. *Would the project result in the loss of forest land or conversion of forestland to non-forest use?*

As discussed in the response 3.2.1(c), the project site is surrounded by residential and agricultural uses. Implementation of the project would not result in the loss of forest land or conversion of forest land to non-forest use. No impact would occur.

- e. *Would the project involve other changes in the existing environment which, due to their location or nature, could result in conversion of Farmland, to non-agricultural use or conversion of forest land to non-forest use?*

The project site has been dedicated as a school site since the 1940s. No forest land is located within the project site or the vicinity of the project site. Implementation of the proposed project would not result in changes to the environment that, due to its location or nature, could result in the conversion of farmland to non-agricultural use or converting forest land to non-forest use. Therefore, no impact would occur.

3.3 AIR QUALITY

Where available, the significance criteria established by the applicable air quality management district or air pollution control district may be relied upon to make the following determinations.

	Potentially Significant Impact	Less Than Significant with Mitigation Incorporated	Less Than Significant Impact	No Impact
Would the project:				
a. Conflict with or obstruct implementation of the applicable air quality plan?	<input type="checkbox"/>	<input checked="" type="checkbox"/>	<input type="checkbox"/>	<input type="checkbox"/>
b. Result in a cumulatively considerable net increase of any criteria pollutant for which the project region is non-attainment under an applicable federal or state ambient air quality standard?	<input type="checkbox"/>	<input checked="" type="checkbox"/>	<input type="checkbox"/>	<input type="checkbox"/>
c. Expose sensitive receptors to substantial pollutant concentrations?	<input type="checkbox"/>	<input type="checkbox"/>	<input checked="" type="checkbox"/>	<input type="checkbox"/>
d. Result in other emissions (such as those leading to odors) adversely affecting a substantial number of people?	<input type="checkbox"/>	<input type="checkbox"/>	<input checked="" type="checkbox"/>	<input type="checkbox"/>
e. Is the boundary of the proposed school site within 500 feet of the edge of the closest traffic lane of a freeway or busy traffic corridor? If yes, would the project create an air quality health risk due to the placement of the School?	<input type="checkbox"/>	<input type="checkbox"/>	<input type="checkbox"/>	<input checked="" type="checkbox"/>
f. Would the project create an air quality hazard due to the placement of a school within one-quarter mile of: (a) permitted and non-permitted facilities identified by the jurisdictional air quality control board or air pollution control district; (b) freeways and other busy traffic corridors; (c) large agricultural operations; and/or (d) a rail yard, which might reasonably be anticipated to emit hazardous air emissions, or handle hazardous or acutely hazardous material, substances, or waste?	<input type="checkbox"/>	<input type="checkbox"/>	<input checked="" type="checkbox"/>	<input type="checkbox"/>

3.3.1 Impact Analysis

- a. *Would the project conflict with or obstruct implementation of the applicable air quality plan?*

The project site is located within the San Joaquin Valley Air Basin (SJVAB), which includes Fresno, Kern, Kings, Madera, Merced, San Joaquin, Stanislaus, and Tulare Counties, and is within the jurisdictional boundaries of the San Joaquin Valley Air Pollution Control District (SJVAPCD). A project is nonconforming with an air quality plan if it conflicts with or delays implementation of any applicable attainment or maintenance plan. A project is conforming if it complies with all applicable SJVAPCD rules and regulations, complies with all proposed control measures that are not yet adopted from the applicable plan(s), and is consistent with the growth forecasts in the applicable plan(s) (or is directly included in the applicable plan). Zoning changes, specific plans, general plan amendments and similar land use plan changes which do not increase dwelling unit density, do not increase vehicle trips, and do not increase vehicle miles

traveled are also deemed to comply with the applicable air quality plan (SJVAPCD, 2017).

For construction impacts, the pollutant of greatest concern to the SJVAPCD is respirable particulate matter (PM₁₀). To aid in evaluating potentially significant construction and/or operational impacts of a project, SJVAPCD has prepared an advisory document, the Guide for Assessing and Mitigating Air Quality Impacts (GAMAQI), which contains standard procedures for addressing air quality in CEQA documents (SJVAPCD, 2002), which was updated in March 2017. The SJVAPCD recommends that significance be based on a consideration of the control measures to be implemented during project construction. Compliance with Regulation VIII (Fugitive PM₁₀ Prohibitions) and implementation of appropriate mitigation measures to control PM₁₀ emissions are considered by the Air District to be sufficient to render a project's construction-related impacts less than significant. All control measures listed in the GAMAQI Table 2 (Regulation VIII Control Measures) are required for all construction sites by regulation. Therefore, implementation of **Mitigation Measure AQ-1**, which includes implementation of the PM₁₀ control measures during construction as required by the SJVAPCD would reduce construction-related impacts to less than significant.

GAMAQI presents a three-tiered approach to operational air quality analysis. The Small Project Analysis Level (SPAL) is first used to screen the project for potentially significant impacts. A project that meets the screening criteria at this level requires no further analysis and air quality impacts of the project may be deemed less than significant. If a project does not meet all the criteria at this screening level, additional screening is recommended at the Cursory Analysis Level and, if warranted, the Full Analysis Level.

GAMAQI 5-3(b) (Table 5-2), which SJVAPCD recommends using as part of the initial screening process, shows the maximum trips per day to be considered a SPAL project. For institutional projects, the daily vehicle trip threshold is 1,707 vehicle trips per day. The District projects that the proposed project would generate 167 additional trips per day (Sequoia Union Elementary School District, 2022). Based on the California Department of Education DataQuest website, there are 367 students enrolled in Sequoia Union Elementary and the Sequoia Union Charter program and approximately 25 staff on campus daily. For a conservative estimate, if every student and teacher arrived and departed campus in a single vehicle and did not carpool, the District estimates existing trips per day are 784; therefore, with the addition of 167 vehicle trips per day associated with the proposed project, the project does not exceed the daily vehicle threshold of 1,707 vehicle trips per day and meets the SPAL criterion for project type and is excluded from quantifying criteria pollutant emissions for CEQA purposes.

Therefore, the project's emissions would not exceed the construction significance thresholds with the implementation of **Mitigation Measure AQ-1** and is not expected to generate activities that could cause exceedance of the operational thresholds or violate any SJVAPCD rule or regulation. The project would not conflict with or delay the implementation of the SJVAPCD Attainment Plans. Therefore, project impacts would be less than significant with the implementation of **Mitigation Measure AQ-1**.

- b. *Would the project result in a cumulatively considerable net increase of any criteria pollutant for which the project region is non-attainment under an applicable federal or state ambient air quality standard?*

The SJVAB is designated as a nonattainment area for federal ozone (O₃) and particulate matter 2.5 microns or less in diameter (PM_{2.5}) standards and for state O₃, PM₁₀, and PM_{2.5} standards. Movement of soil and pollutant emissions associated with entrained dust (earth movement) and internal combustion engines used by on-site construction equipment and from off-site worker vehicles and truck trips during project construction have the potential to release short-term criteria air pollutants. However, due to the short duration of construction activities and the implementation of **Mitigation Measure AQ-1**, the project would not result in a cumulatively considerable net increase of any criteria pollutant for which the project region is nonattainment. The project would not change the land use of the project site or produce criteria pollutant emissions during project operation. Therefore, impacts would be less than significant with implementation of **Mitigation Measure AQ-1**.

- c. *Would the project expose sensitive receptors to substantial pollutant concentrations?*

During construction, diesel equipment would be operating. Diesel particulate matter (DPM) is known to the State of California as a toxic air contaminant (TAC). The risks associated with exposure to substances with carcinogenic effects are typically evaluated based on a lifetime of chronic exposure, which is defined in the California Air Pollution Control Officers' Association (CAPCOA's) Air Toxics "Hot Spots" Program Risk Assessment Guidelines as 24 hours per day, 7 days per week, 365 days per year, for 70 years. DPM would be emitted during the short term of construction of the proposed project from heavy equipment used in the construction process. Because diesel exhaust particulate matter is considered carcinogenic, long-term exposure to diesel exhaust emissions has the potential to result in adverse health impacts. Due to the short-term nature of project construction, impacts from exposure to diesel exhaust emissions during construction would be less than significant. No DPM-generating equipment, aside from potential landscape equipment, would be located on-site during operation of the proposed project; therefore, the proposed project would result in intermittent operation of DPM-generating equipment. This impact would be less than significant.

- d. *Would the project result in other emissions (such as those leading to odors) adversely affecting a substantial number of people?*

The CEQA guidelines indicate that a significant impact would occur if the proposed project would create objectionable odors affecting a substantial number of people. Construction of the proposed project would emit diesel exhaust and volatile organic compounds, which are objectionable to some; however, emissions would disperse rapidly from the project site and the activity would be temporary. Impacts due to objectionable odors would be less than significant.

- e. *Is the boundary of the proposed school site within 500 feet of the edge of the closest traffic lane of a freeway or busy traffic corridor? If yes, would the project create an air quality health risk due to the placement of the School?*

Busy traffic corridors are defined as 50,000 vehicles per day in a rural area as defined by the California Department of Education (CDE). The nearest highway is Highway 198, which is located approximately 0.5 mile east of the proposed project area. Highway 198 in the project vicinity experiences an average daily traffic of 12,200 vehicles per day (Caltrans 2017). Given the average daily traffic on the nearest highway, there would be no impact related to placement of a school within 500 feet of a freeway or a busy traffic corridor.

- f. *Would the project create an air quality hazard due to the placement of a school within one-quarter mile of: (a) permitted and non-permitted facilities identified by the jurisdictional air quality control board or air pollution control district; (b) freeways and other busy traffic corridors; (c) large agricultural operations; and/or (d) a rail yard, which might reasonably be anticipated to emit hazardous air emissions, or handle hazardous or acutely hazardous material, substances, or waste?*

Within one-quarter mile of the proposed project area are agricultural and rural residential uses. These uses would not create a new, substantial air quality hazard for the proposed project site. As discussed in response 3.3.1(e), the nearest highway, which is not a busy traffic corridor based on the CDE definition, is approximately 0.5 mile east of the proposed project area. The project site is surrounded by agricultural operations; however, the proposed project would occur within the existing school boundaries and would not expand onto additional parcels. The project area is located approximately 7.0 miles east of the existing San Joaquin Valley Rail line. This impact would be less than significant.

3.3.2 Mitigation Measures

Mitigation Measure AQ-1: The following measures shall be implemented by the construction contractor during construction activities:

- All exposed surfaces (e.g., parking areas, staging areas, soil piles, graded areas, and unpaved access roads) shall be watered two times per day.
- All haul trucks transporting soil, sand, or other loose material off-site shall be covered.
- All visible mud or dirt track-out onto adjacent public roads shall be removed using wet power vacuum street sweepers at least once per day. The use of dry power sweeping shall be prohibited.
- All vehicle speeds on unpaved roads shall be limited to 15 miles per hour.

- All roadways, driveways, and sidewalks to be paved shall be completed as soon as possible. Building pads shall be laid as soon as possible after grading unless seeding or soil binders are used.
- Idling times shall be minimized either by shutting equipment off when not in use or reducing the maximum idling time to 5 minutes (as required by the California airborne toxics control measure Title 13, Section 2485 of California Code of Regulations [CCR]). Clear signage shall be provided for construction workers at all access points.
- All construction equipment shall be maintained and properly tuned in accordance with manufacturer's specifications. All equipment shall be checked by a certified mechanic and determined to be running in proper condition prior to operation.
- Post a publicly visible sign with the telephone number and person to contact at the District regarding dust complaints. This person shall respond and take corrective action within 48 hours. The Air District's phone number shall also be visible to ensure compliance with applicable regulations.

3.4 BIOLOGICAL RESOURCES

	Potentially Significant Impact	Less Than Significant with Mitigation Incorporated	Less Than Significant Impact	No Impact
Would the project:				
a. Have a substantial adverse effect, either directly or through habitat modifications, on any species identified as a candidate, sensitive, or special-status species in local or regional plans, policies, or regulations, or by the California Department of Fish and Game or U.S. Fish and Wildlife Service?	<input type="checkbox"/>	<input checked="" type="checkbox"/>	<input type="checkbox"/>	<input type="checkbox"/>
b. Have a substantial adverse effect on any riparian habitat or other sensitive natural community identified in local or regional plans, policies, regulations or by the California Department of Fish and Game or U.S. Fish and Wildlife Service?	<input type="checkbox"/>	<input checked="" type="checkbox"/>	<input type="checkbox"/>	<input type="checkbox"/>
c. Have a substantial adverse effect on state or federally protected wetlands (including, but not limited to, marsh, vernal pool, coastal, etc.) through direct removal, filling, hydrological interruption, or other means?	<input type="checkbox"/>	<input type="checkbox"/>	<input type="checkbox"/>	<input checked="" type="checkbox"/>
d. Interfere substantially with the movement of any native resident or migratory fish or wildlife species or with established native resident or migratory wildlife corridors, or impede the use of native wildlife nursery sites?	<input type="checkbox"/>	<input type="checkbox"/>	<input checked="" type="checkbox"/>	<input type="checkbox"/>
e. Conflict with any local policies or ordinances protecting biological resources, such as a tree preservation policy or ordinance?	<input type="checkbox"/>	<input type="checkbox"/>	<input checked="" type="checkbox"/>	<input type="checkbox"/>
f. Conflict with the provisions of an adopted Habitat Conservation Plan, Natural Community Conservation Plan, or other approved local, regional, or state habitat conservation plan?	<input type="checkbox"/>	<input type="checkbox"/>	<input type="checkbox"/>	<input checked="" type="checkbox"/>

3.4.1 Impact Analysis

- a. *Would the project have a substantial adverse effect, either directly or through habitat modifications, on any species identified as a candidate, sensitive, or special-status species in local or regional plans, policies, or regulations, or by the California Department of Fish and Game or U.S. Fish and Wildlife Service?*

A search of the California Department of Fish and Wildlife's California Natural Diversity Database (CNDDDB) Woodlake 7.5-minute quadrangle identified 26 occurrences of special-status plant and animal species. However, with the exception of trees on the project site, no suitable habitat is present within the proposed project area to support the special-status species. No native habitat is present on or adjacent to the project site. Because of the surrounding built environment, no mammals other than raccoons, domestic dogs and cats occur in the area, nor do any reptilian species.

Common native and non-native bird species may find shelter and nesting opportunities within the trees on the project site. Therefore, implementation of **Mitigation Measure BIO-1**, which would require construction restrictions to non-nesting season or pre-

construction surveys to confirm no nesting activity, would reduce impacts to nesting birds protected by the Migratory Bird Treaty Act to a less-than-significant level.

With implementation of Mitigation Measure BIO-1, construction and operation of the proposed project would not impact species identified as candidate, sensitive, or special-status in local or regional plans, policies, and regulations.

- b. *Would the project have a substantial adverse effect on any riparian habitat or other sensitive natural community identified in local or regional plans, policies, regulations, or by the California Department of Fish and Game or U.S. Fish and Wildlife Service?*

Review of the National Wetlands Inventory indicates a riverine aquatic feature (an extension of the Foothill Ditch) is located in the southwest corner of the school campus. The aquatic feature is located approximately 350 feet west of the proposed project disturbance area at a similar elevation. In order to reduce potential construction-related sediment from entering the channel, **Mitigation Measure BIO-2**, which would require erosion control measures to protect the channel, would be implemented. With implementation of Mitigation Measure BIO-2, direct or indirect impacts to riparian habitat or other sensitive natural communities would be reduced to less than significant.

- c. *Would the project have a substantial adverse effect on state or federally protected wetlands (including, but not limited to, marsh, vernal pool, coastal, etc.) through direct removal, filling, hydrological interruption, or other means?*

Review of the National Wetlands Inventory indicates no wetlands are mapped on the project site. Therefore, no direct or indirect impacts to federally protected wetlands as defined by Section 404 of the Clean Water Act through direct removal, filling, hydrological interruption, or other means are anticipated as a result of project activities.

- d. *Would the project interfere substantially with the movement of any native resident or migratory fish or wildlife species or with established native resident or migratory wildlife corridors, or impede the use of native wildlife nursery sites?*

The project site has been previously graded and developed and is surrounded by agricultural uses. Rural residential uses and roadway corridors are located to the north, west, east, and south of the proposed project site. While the campus contains an aquatic feature in the southwest corner of the property, other wildlife travel routes, such as a riparian strip, ridgeline, drainage, or wildlife crossings, such as a tunnel, culvert, or underpass are absent from the project site. Construction work would be fenced and outside of natural wildlife travel routes.

The project site and adjacent areas do not support resident or migratory fish species or wildlife nursery sites. No established resident or migratory wildlife corridors occur within the project site. Therefore, the project would not interfere substantially with or impede: (1) the movement of any resident or migratory fish or wildlife species, (2) established resident or migratory wildlife corridors, or (3) the use of wildlife nursery sites. This impact would be less than significant.

- e. *Would the project conflict with any local policies or ordinances protecting biological resources, such as a tree preservation policy or ordinance?*

Trees present onsite include oak trees and palm trees and other non-native trees. No sensitive habitats are present in the proposed disturbance area of the project site. The proposed project as designed would not require tree removal. Therefore, the project would not conflict with local policies or ordinances protecting biological resources.

- f. *Would the project conflict with the provisions of an adopted Habitat Conservation Plan, Natural Community Conservation Plan, or other approved local, regional, or state habitat conservation plan?*

The project site is located in a rural and residential area that is not part of an adopted habitat conservation plan, natural communities conservation plan, or other conservation plan. Therefore, construction and operation of the proposed project would have no impact to an approved habitat conservation plan.

3.4.2 Mitigation Measures

Mitigation Measure BIO-1: Tree removal and construction activities shall be scheduled to commence prior to the beginning of nesting activity (March 1) or after fledging (August 15). If this is infeasible, the District shall retain a biologist to conduct pre-construction surveys between March 1 and August 15 in potential nesting habitat within 350 feet of the project site to identify nest sites. Surveys should be conducted within one week of tree removal and the start of construction to identify active nests prior to the initiation of construction activities. If an active raptor nest is observed within 350 feet of the project site, the District shall contact California Department of Fish and Wildlife (CDFW) for guidance and/or establish a 350-foot buffer around the nest tree. If a passerine bird nest is observed within 100 feet of the project site, the District shall contact CDFW for guidance and/or establish a 100-foot buffer around the nest tree. If construction activities cannot be prohibited within the established buffers until young have fledged, District consultation with CDFW shall be conducted for a reduced buffer zone based on nesting phenology, site conditions, and recommendation(s) of a biological monitor. The District shall prohibit construction activities in the buffer zone until the young have fledged.

Mitigation Measure BIO-2: The construction contractor shall install erosion control measures and implement Best Management Practices adjacent to the Foothill Ditch extension to prevent sediment from entering the drainage. Erosion control measures shall include, but are not limited to, use of hay bales, silt fences, and straw wattles.

3.5 CULTURAL RESOURCES

	Potentially Significant Impact	Less Than Significant with Mitigation Incorporated	Less Than Significant Impact	No Impact
Would the project:				
a. Cause a substantial adverse change in the significance of a historical resource pursuant to §15064.5?	<input type="checkbox"/>	<input type="checkbox"/>	<input checked="" type="checkbox"/>	<input type="checkbox"/>
b. Cause a substantial adverse change in the significance of an archaeological resource pursuant to §15064.5?	<input type="checkbox"/>	<input type="checkbox"/>	<input checked="" type="checkbox"/>	<input type="checkbox"/>
c. Disturb any human remains, including those interred outside of formal cemeteries?	<input type="checkbox"/>	<input type="checkbox"/>	<input checked="" type="checkbox"/>	<input type="checkbox"/>

3.5.1 Impact Analysis

- a. *Would the project cause a substantial adverse change in the significance of a historical resource pursuant to §15064.5?*

The project site has been previously disturbed and developed and is adjacent to surrounding agricultural and residential uses. The onsite buildings are not considered historic resources. Therefore, this impact would be less than significant.

- b. *Would the project cause a substantial adverse change in the significance of an archaeological resource pursuant to §15064.5?*

The project site has been disturbed by previous grading activity. Therefore, the potential for the site to contain archaeological resources is considered to be low.

However, unknown or unrecorded resources may potentially be revealed during construction activities associated with the construction of the proposed school. This may occur if ground disturbance activities penetrate deeper than previous work performed. California PRC protects archaeological, paleontological, and historical sites with a wide variety of state policies and regulations in conjunction with CEQA. Furthermore, all construction activities must comply with PRC Section 21083.2-21084.1 and CEQA Guidelines Section 15064.5 and 15126.4(b), which address the protection of archaeological and historical resources. This impact would be less than significant.

- c. *Would the project disturb any human remains, including those interred outside of formal cemeteries?*

The project site has been previously graded. During previous ground disturbance activities, no human remains were identified or recorded onsite. In the unlikely event that human remains are discovered, during precise grading or construction activities, the project would be subject to California Health and Safety Code Section 7050.5 and PRC Section 5097.98. California Health and Safety Code Section 7050.5 identify the required procedures to follow in the unlikely discovery of human remains. PRC Section 5097.98 stipulates the notification process during the discovery of Native American human remains, descendants, disposition of human remains, and associated artifacts.

Therefore, adherence to all applicable codes and regulations would result in a less-than-significant impact.

3.6 ENERGY

	Potentially Significant Impact	Less Than Significant with Mitigation Incorporated	Less Than Significant Impact	No Impact
Would the project:				
a. Result in a potentially significant environmental impact due to wasteful, inefficient, or unnecessary consumption of energy resources during project construction or operation?	<input type="checkbox"/>	<input type="checkbox"/>	<input checked="" type="checkbox"/>	<input type="checkbox"/>
b. Conflict with or obstruct a state or local plan for renewable energy or energy efficiency?	<input type="checkbox"/>	<input type="checkbox"/>	<input checked="" type="checkbox"/>	<input type="checkbox"/>

3.6.1 Impact Analysis

- a. *Would the project result in a potentially significant environmental impact due to wasteful, inefficient, or unnecessary consumption of energy resources during project construction or operation?*

Title 24 is designed to provide certainty and uniformity throughout California while ensuring that the efficient and non-wasteful consumption of energy is carried out through design features. Adherence to Title 24 is deemed necessary to ensure that no significant impacts occur from the inefficient, wasteful, and unnecessary consumption of energy. The proposed buildings would be compliant with Title 24; therefore, the proposed project would not conflict with or obstruct a state or local plan for renewable energy or energy efficiency. This impact would be less than significant.

- b. *Conflict with or obstruct a state or local plan for renewable energy or energy efficiency?*

Title 24 is designed to provide certainty and uniformity throughout California while ensuring that the efficient and non-wasteful consumption of energy is carried out through design features. Adherence to Title 24 is deemed necessary to ensure that no significant impacts occur from the inefficient, wasteful, and unnecessary consumption of energy. The proposed buildings would be compliant with Title 24; therefore, the proposed project would not conflict with or obstruct a state or local plan for renewable energy or energy efficiency. This impact would be less than significant.

3.7 GEOLOGY AND SOILS

	Potentially Significant Impact	Less Than Significant with Mitigation Incorporated	Less Than Significant Impact	No Impact
Would the project:				
a. Directly or indirectly cause potential substantial adverse effects, including the risk of loss, injury, or death involving:				
i. Rupture of a known earthquake fault, as delineated on the most recent Alquist-Priolo Earthquake Fault Zoning Map issued by the State Geologist for the area or based on other substantial evidence of a known fault? Refer to Division of Mines and Geology Special Publication 42.	<input type="checkbox"/>	<input type="checkbox"/>	<input checked="" type="checkbox"/>	<input type="checkbox"/>
ii. Strong seismic ground shaking?	<input type="checkbox"/>	<input type="checkbox"/>	<input checked="" type="checkbox"/>	<input type="checkbox"/>
iii. Seismic-related ground failure, including liquefaction?	<input type="checkbox"/>	<input type="checkbox"/>	<input checked="" type="checkbox"/>	<input type="checkbox"/>
iv. Landslides?	<input type="checkbox"/>	<input type="checkbox"/>	<input checked="" type="checkbox"/>	<input type="checkbox"/>
b. Result in substantial soil erosion or the loss of topsoil?	<input type="checkbox"/>	<input type="checkbox"/>	<input checked="" type="checkbox"/>	<input type="checkbox"/>
c. Be located on a geologic unit or soil that is unstable, or that would become unstable as a result of the project, and potentially result in on- or off-site landslide, lateral spreading, subsidence, liquefaction or collapse?	<input type="checkbox"/>	<input type="checkbox"/>	<input checked="" type="checkbox"/>	<input type="checkbox"/>
d. Be located on expansive soil, as defined in Table 18-1-B of the Uniform Building Code (1994), creating substantial direct or indirect risks to life or property?	<input type="checkbox"/>	<input type="checkbox"/>	<input checked="" type="checkbox"/>	<input type="checkbox"/>
e. Have soils incapable of adequately supporting the use of septic tanks or alternative waste water disposal systems where sewers are not available for the disposal of waste water?	<input type="checkbox"/>	<input type="checkbox"/>	<input type="checkbox"/>	<input checked="" type="checkbox"/>
f. Directly or indirectly destroy a unique paleontological resource or site or unique geologic feature?	<input type="checkbox"/>	<input checked="" type="checkbox"/>	<input type="checkbox"/>	<input type="checkbox"/>

3.7.1 Impact Analysis

a. *Would the project directly or indirectly cause potential substantial adverse effects, including the risk of loss, injury, or death involving:*

- i. *Rupture of a known earthquake fault, as delineated on the most recent Alquist-Priolo Earthquake Fault Zoning Map issued by the State Geologist for the area or based on other substantial evidence of a known fault? Refer to Division of Mines and Geology Special Publication 42.*

The project site is not within a designated State of California Alquist-Priolo Earthquake Fault Zone, or within an area designated as geologically hazardous in the Safety Element of the Tulare County General Plan. The nearest fault is the Independence Fault, which is located approximately 50 miles northeast of the project area. Therefore, impacts to the project area from rupture of a known earthquake fault would be less than significant.

ii. Strong seismic ground shaking?

The project area is located in a seismic zone which is sufficiently far from known faults and consists primarily of a stable geological formation. The nearest fault is the Independence Fault, which is located approximately 50 miles northeast of the project area. Therefore, the impact due to ground shaking would be less than significant.

iii. Seismic-related ground failure, including liquefaction?

According to the Tulare County General Plan Recirculated Draft Environmental Impact Report (EIR) (2010), the probability of soil liquefaction occurring in the County is considered to be a low to moderate hazard. The California Office of Emergency Services MyHazards web viewer indicates that the project area is not located in an area requiring liquefaction investigation. This impact would be less than significant.

iv. Landslides?

See response 3.7.1(a)(iii). This impact would be less than significant.

b. Would the project result in substantial soil erosion or the loss of topsoil?

Project construction activities, including land clearing, grading, and excavation, would disturb on-site soils, temporarily exposing them to wind and water erosion. Any construction activity affecting 1 acre or more is required to comply with the Construction General Permit (Water Quality No. 2009-0009-DWQ, as amended by Order Nos. 2010-0014-DWQ and 2012-0006-DWQ) implemented and enforced by the Central Valley Regional Water Quality Control Board. The General Permit requires the project applicant to prepare and submit a stormwater pollution prevention plan (SWPPP) that identifies best management practices (BMPs) to reduce construction effects on receiving water quality by implementing erosion control measures and reducing or eliminating non-stormwater discharges. A SWPPP provides a schedule for the implementation and maintenance of erosion control measures and a description of site-specific erosion control practices, such as appropriate design details and a time schedule. The SWPPP would consider the full range of erosion control BMPs. Examples of construction BMPs to reduce erosion include the use of temporary mulching, seeding, or other suitable stabilization measures to protect uncovered soils; performing clearing and earth-moving activities only during dry weather; and limiting construction access routes and stabilizing designated access points.

Compliance with existing regulations would result in less than significant project impacts.

- c. *Would the project be located on a geologic unit or soil that is unstable, or that would become unstable as a result of the project, and potentially result in on- or off-site landslide, lateral spreading, subsidence, liquefaction or collapse?*

According to the U.S. Department of Agriculture Web Soil Survey, surficial soils at the project site consist of the San Joaquin loam (2 to 9 percent slopes). This soil type permeability is very slow and available water capacity is low. The proposed project would be constructed on relatively level, stable soils and would not result in on- or off-site landslide, lateral spreading, subsidence, liquefaction, or collapse. This impact would be less than significant.

- d. *Would the project be located on expansive soil, as defined in Table 18-1-B of the Uniform Building Code (1994), creating substantial direct or indirect risks to life or property?*

Expansive soil behavior is a condition in which clay soils react to changes in moisture content by expanding or contracting. The soil present in the project area have low clay content and experience very slow permeability. The proposed project would be constructed on relatively level, stable soils to ensure no risks to life or property. This impact would be less than significant.

- e. *Would the project have soils incapable of adequately supporting the use of septic tanks or alternative waste water disposal systems where sewers are not available for the disposal of waste water?*

The project would not include installation of septic tanks, as the proposed project facilities would connect to the County sewer services. Therefore, the capability of the soils to support the operation of such tanks does not need to be evaluated. No impact to soils incapable of supporting septic tanks would occur in association with construction and operation of the project.

- f. *Directly or indirectly destroy a unique paleontological resource or site or unique geologic feature?*

According to the Tulare County General Plan Draft EIR, paleontological resources have been recorded in the valley; therefore, the potential exists that paleontological resources are discovered during construction activities. Implementation of **Mitigation Measure GEO-1** would reduce potential impacts to paleontological resources to a less-than-significant level.

3.7.1 Mitigation Measures

Mitigation Measure GEO-1: During construction, if paleontological resources are encountered, all ground-disturbing activities shall be redirected within 50 feet of the find until a qualified paleontologist can be contacted to evaluate the find and make recommendations. If found to be significant and proposed project activities cannot avoid the paleontological resources, a paleontological evaluation and monitoring plan, shall be implemented. Adverse impacts to paleontological resources shall be mitigated, which may include monitoring, data

recovery and analysis, a final report, and the accession of all fossil material to a paleontological repository. Upon completion of project ground-disturbing activities, a report documenting methods, findings, and recommendations shall be prepared and submitted to the paleontological repository.

3.8 GREENHOUSE GAS EMISSIONS

	Potentially Significant Impact	Less Than Significant with Mitigation Incorporated	Less Than Significant Impact	No Impact
Would the project:				
a. Generate greenhouse gas emissions, either directly or indirectly, that may have a significant impact on the environment?	<input type="checkbox"/>	<input type="checkbox"/>	<input checked="" type="checkbox"/>	<input type="checkbox"/>
g. Conflict with an applicable plan, policy or regulation adopted for the purpose of reducing the emissions of greenhouse gases?	<input type="checkbox"/>	<input type="checkbox"/>	<input checked="" type="checkbox"/>	<input type="checkbox"/>

3.8.1 Impact Analysis

- a. *Would the project generate greenhouse gas emissions, either directly or indirectly, that may have a significant impact on the environment?*

Greenhouse gas emissions (GHGs) are present in the atmosphere naturally, and are released by natural sources, or are formed from secondary reactions taking place in the atmosphere. However, over the last 200 years, human activities have caused substantial quantities of GHGs to be released into the atmosphere. These extra emissions are increasing GHG concentrations in the atmosphere, and enhancing the natural greenhouse effect, which is believed to be causing global climate change. The gases that are widely seen as the principal contributors to human-induced global climate change are:

- Carbon dioxide (CO₂)
- Methane (CH₄)
- Nitrous oxide (N₂O)
- Hydrofluorocarbons
- Perfluorocarbons
- Sulfur Hexafluoride

Certain gases, such as water vapor, are short-lived in the atmosphere. Others remain in the atmosphere for significant periods of time, contributing to climate change in the long term. Water vapor is excluded from the list of GHGs above because it is short-lived in the atmosphere and its atmospheric concentrations are largely determined by natural processes, such as oceanic evaporation.

These gases vary considerably in terms of Global Warming Potential (GWP), which is a concept developed to compare the ability of each GHG to trap heat in the atmosphere relative to another gas. GWP is based on several factors, including the relative

effectiveness of a gas to absorb infrared radiation and the length of time that the gas remains in the atmosphere (“atmospheric lifetime”).

The GWP of each gas is measured relative to CO₂, the most abundant GHG; the definition of GWP for a particular GHG is the ratio of heat trapped by one unit mass of the GHG to the ratio of heat trapped by one unit mass of CO₂ over a specified time period.

Construction Greenhouse Gas Emissions. Construction activities associated with the proposed project, such as site preparation, site grading, on-site construction vehicles, equipment hauling materials to and from the project site, and motor vehicles transporting the construction crew would produce combustion emissions from various sources. During construction, GHGs would be emitted through the operation of construction equipment and from worker and builder supply vendor vehicles, each of which typically uses fossil-based fuels to operate. The combustion of fossil-based fuels creates GHGs such as CO₂, CH₄, and N₂O. Furthermore, CH₄ is emitted during the fueling of heavy equipment. Exhaust emissions from on-site construction activities would vary daily as construction activity levels change.

There is no threshold for construction-related activities. Using the California Emissions Estimator Model version 2022 1.1.21 (CalEEMod), it is estimated that construction of the proposed project would generate a total of approximately 33.1 metric tons of CO₂ equivalents (CO₂e). When considered over the 30-year life of the project, the total amortized construction emissions for the proposed project would be 1.1 metric tons per year (MT/yr) of CO₂e. As such, construction of the proposed project would not generate GHG emissions that would have a significant impact on the environment and construction-related impacts would be less than significant.

Operational Greenhouse Gas Emissions. Long-term GHG emissions are typically generated from mobile, area, waste, and water sources as well as indirect emissions from sources associated with energy consumption. Mobile-source GHG emissions would include project-generated haul trips to and from the site. Area-source emissions would be associated with activities such as landscaping and maintenance on the project site. Energy source emissions are typically generated at off-site utility providers as a result of increased electricity demand generated by a project. Stationary source emissions would be associated with emergency backup generators. In addition, water source emissions associated with the proposed project are generated by water supply and conveyance and water distribution.

Operational emissions were estimated using CalEEMod and the results are presented in Table 2. CalEEMod output sheets are included in Appendix A.

Table 2: Operational GHG Emissions

Emissions Source Category	Operational Emissions (Metric Tons per Year)				
	CO ₂	CH ₄	N ₂ O	CO ₂ e	Percent of Total
Area	0.13	<0.005	<0.005	0.13	0.0
Energy	9.42	<0.005	<0.005	9.47	3.0
Mobile	295	0.01	0.01	301	96.9
Total Operational				310.6	100.0

Source: SSS (January 2024).

Note: Due to rounding, the area emissions source is negligible in the percent total.

The proposed project would generate approximately 310.6 metric tons of CO₂e per year of emissions, as shown in Table 2. Bay Area Air Quality Management District’s (BAAQMD) approach to developing a threshold of significance for GHG emissions is to identify the emissions level for which a project would not be expected to substantially conflict with existing California legislation adopted to reduce Statewide GHG emissions. If a project would generate GHG emissions above the threshold level, it would be considered to contribute substantially to a cumulative impact, and would be considered significant. If mitigation can be applied to lessen the emissions such that the project meets its share of emission reductions needed to address the cumulative impact, the project would normally be considered less than significant. Although the proposed project is not located in the Bay Area, the BAAQMD’s thresholds for significance are based on the Statewide AB 32 objectives and are scientifically supported and are appropriate to assess potential impacts related to GHG emissions. For land use development projects, the threshold is compliance with a qualified GHG Reduction Strategy or annual emissions less than 1,100 MT/yr of CO₂e. Based on the emission estimates shown in Table 2, the proposed project would not result in the generation of substantial GHG emissions because the threshold is 1,100 MT/yr. As such, operation of the proposed project would not generate GHG emissions that would have a significant impact on the environment and construction-related impacts would be less than significant.

- b. *Would the project conflict with an applicable plan, policy or regulation adopted for the purpose of reducing the emissions of greenhouse gases?*

AB 32 is aimed at reducing GHG emissions to 1990 levels by 2020. AB 32 requires the California Air Resource Board (CARB) to prepare a Scoping Plan that outlines the main State strategies for meeting the 2020 deadline and to reduce GHGs that contribute to global climate change. The AB 32 Scoping Plan has a range of GHG reduction actions, which include direct regulations, alternative compliance mechanisms, monetary and non-monetary incentives, voluntary actions, market-based mechanisms such as a cap-and-trade system, and an AB 32 implementation fee to fund the program.

Executive Order B-30-15 added the immediate target of reducing GHG emissions to 40 percent below 1990 levels by 2030. CARB released a second update to the Scoping Plan, the 2017 Scoping Plan (CARB 2017), to reflect the 2030 target set by Executive Order B-30-15 and codified by Senate Bill (SB) 32. SB 32 affirms the importance of addressing climate change by codifying into statute the GHG emissions reductions

target of at least 40 percent below 1990 levels by 2030 contained in Executive Order B-30-15. SB 32 builds on AB 32 and keeps the State on the path toward achieving the 2050 objective of reducing emissions to 80 percent below 1990 levels. The companion bill to SB 32, AB 197, provides additional direction to CARB related to the adoption of strategies to reduce GHG emissions. Additional direction in AB 197 intended to provide easier public access to air emissions data that are collected by CARB was posted in December 2016.

As identified above, the AB 32 Scoping Plan contains GHG reduction measures that work towards reducing GHG emissions, consistent with the targets set by AB 32, Executive Order B-30-15 and codified by SB 32 and AB 197. The measures applicable to the proposed project include energy efficiency measures, water conservation and efficiency measures, and transportation and motor vehicle measures, as discussed below.

Energy efficient measures are intended to maximize energy efficiency building and appliance standards, pursue additional efficiency efforts including new technologies and new policy and implementation mechanisms, and pursue comparable investment in energy efficiency from all retail providers of electricity in California. In addition, these measures are designed to expand the use of green building practices to reduce the carbon footprint of California's new and existing inventory of buildings. As discussed in response 3.6.1(b), energy usage on the project site during construction would be temporary in nature. In addition, energy usage associated with operation of the proposed project would be relatively small in comparison to the State's available energy sources and energy impacts would be negligible at the regional level. Therefore, the proposed project would not conflict with applicable energy measures.

Water conservation and efficiency measures are intended to continue efficiency programs and use cleaner energy sources to move water. Increasing the efficiency of water transport and reducing water use would reduce GHG emissions. The project would implement water conservation and efficiency strategies for irrigation and potable water distribution on the site. Therefore, the proposed project would not conflict with any of the water conservation and efficiency measures.

The goal of transportation and motor vehicle measures is to develop regional GHG emissions reduction targets for passenger vehicles. The project would not conflict with reduction targets for passenger vehicles. Therefore, the proposed project would not conflict with policies and regulations that have been adopted for the purpose of reducing GHG from transportation sources.

The proposed project would comply with existing State regulations adopted to achieve the overall GHG emissions reduction goals identified in AB 32, the AB 32 Scoping Plan, Executive Order B-30-15, SB 32, and AB 197 and would be consistent with applicable state plans and programs designed to reduce GHG emissions. Therefore, the proposed project would not conflict with an applicable plan, policy or regulation adopted for the purpose of reducing the emissions of GHGs and impacts would be less than significant.

3.9 HAZARDS AND HAZARDOUS MATERIALS

	Potentially Significant Impact	Less Than Significant with Mitigation Incorporated	Less Than Significant Impact	No Impact
Would the project:				
a. Create a significant hazard to the public or the environment through the routine transport, use, or disposal of hazardous materials?	<input type="checkbox"/>	<input type="checkbox"/>	<input checked="" type="checkbox"/>	<input type="checkbox"/>
b. Create a significant hazard to the public or the environment through reasonably foreseeable upset and accident conditions involving the release of hazardous materials into the environment?	<input type="checkbox"/>	<input type="checkbox"/>	<input checked="" type="checkbox"/>	<input type="checkbox"/>
c. Emit hazardous emissions or handle hazardous or acutely hazardous materials, substances, or waste within one-quarter mile of an existing or proposed school?	<input type="checkbox"/>	<input type="checkbox"/>	<input checked="" type="checkbox"/>	<input type="checkbox"/>
d. Be located on a site which is included on a list of hazardous materials sites compiled pursuant to Government Code Section 65962.5 and, as a result, would it create a significant hazard to the public or the environment?	<input type="checkbox"/>	<input type="checkbox"/>	<input checked="" type="checkbox"/>	<input type="checkbox"/>
e. For a project located within an airport land use plan or, where such a plan has not been adopted, within 2 miles of a public airport or public use airport, would the project result in a safety hazard or excessive noise for people residing or working in the project area?	<input type="checkbox"/>	<input type="checkbox"/>	<input type="checkbox"/>	<input checked="" type="checkbox"/>
f. Impair implementation of or physically interfere with an adopted emergency response plan or emergency evacuation plan?	<input type="checkbox"/>	<input type="checkbox"/>	<input checked="" type="checkbox"/>	<input type="checkbox"/>
g. Expose people or structures, either directly or indirectly, to a significant risk of loss, injury or death involving wildland fires?	<input type="checkbox"/>	<input type="checkbox"/>	<input checked="" type="checkbox"/>	<input type="checkbox"/>
h. Is the property line of the proposed school site less than the following distances from the edge of respective powerline easements: (1) 100 feet of a 50-133 kV line; (2) 150 feet of a 220-230 kV line; or (3) 350 feet of a 500-550 kV line?	<input type="checkbox"/>	<input type="checkbox"/>	<input checked="" type="checkbox"/>	<input type="checkbox"/>
i. Is the proposed school site located near an aboveground water or fuel storage tank or within 1,500 feet of an easement of an aboveground or underground pipeline that can pose a safety hazard to the site?	<input type="checkbox"/>	<input type="checkbox"/>	<input checked="" type="checkbox"/>	<input type="checkbox"/>
j. Is the school site in an area designated in a city, county, or city and county general plan for agricultural use and zoned for agricultural production, and if so, do neighboring agricultural uses have the potential to result in any public health and safety issues that may affect the pupils and employees at the school site? <i>(Does not apply to school sites approved by CDE prior to January 1, 1997.)</i>	<input type="checkbox"/>	<input type="checkbox"/>	<input checked="" type="checkbox"/>	<input type="checkbox"/>
k. Does the project site contain a current or former hazardous waste disposal site or solid waste disposal site and, if so, have the wastes been removed?	<input type="checkbox"/>	<input type="checkbox"/>	<input type="checkbox"/>	<input checked="" type="checkbox"/>
l. If a response action is necessary and proposed as part of this project, has it been developed to be protective of children's health, with an ample margin of safety?	<input type="checkbox"/>	<input type="checkbox"/>	<input type="checkbox"/>	<input checked="" type="checkbox"/>

3.9.1 Impact Analysis

- a. *Would the project create a significant hazard to the public or the environment through the routine transport, use, or disposal of hazardous materials?*

Construction of the proposed project would require the transport and use of small quantities of hazardous materials in the form of gasoline, diesel, and oil. There is the potential for small leaks due to refueling of construction equipment; however, implementation of Best Management Practices (BMPs) identified in construction specification plans would reduce the potential for accidental release of construction-related fuels and other hazardous materials. These BMPs would prevent, minimize, or remedy stormwater contamination from spills or leaks, control the amount of runoff from the site, and require proper disposal and handling of hazardous materials.

Any on-site storage, transport, or use of hazardous materials during the operation of the proposed project would comply with local, state, and federal regulatory requirements.

Therefore, impacts associated with a potential hazard to the public or the environment through the routine transport, use, or disposal of hazardous materials would be less than significant.

- b. *Would the project create a significant hazard to the public or the environment through reasonably foreseeable upset and accident conditions involving the release of hazardous materials into the environment?*

Construction of the proposed project would require the transport and use of small quantities of hazardous materials in the form of gasoline, diesel, and oil. There is the potential for accidental release of hazardous materials; however, implementation of BMPs identified in construction specification plans would reduce the potential for accidental release of construction-related fuels and other hazardous materials. These BMPs would prevent, minimize, or remedy stormwater contamination from spills or leaks, control the amount of runoff from the site, and require proper disposal and handling of hazardous materials. Any on-site storage, transport, or use of hazardous materials during the operation of the proposed project would comply with local, state, and federal regulatory requirements.

The Sequoia Union Elementary School District currently operates a school program on the property. The draft Preliminary Environmental Assessment Report (PEA Report) was prepared for the proposed project pursuant to Education Code section 17213.1(a)(6)(A). According to the PEA Report, arsenic concentrations in soil samples collected from the project site ranged from 1.8 to 5.0 milligrams per kilograms (mg/kg). These concentrations were compared to the arsenic background data set presented in the PEA Workplan, in which arsenic in soil concentrations ranged from 3.5 to 7.9 mg/kg. Because the level of arsenic in the collected soil is below the levels identified in the Workplan, arsenic is not considered a chemical of concern at the project site. Based on these findings, the California Department of Toxic Substances (DTSC) concurred that the

project site has not been significantly impacted by historical agricultural practices and issued a “No Further Action” designation. Therefore, due to the low levels of arsenic present in the project site soil, this impact would be less than significant.

- c. *Would the project emit hazardous emissions or handle hazardous or acutely hazardous materials, substances, or waste within one-quarter mile of an existing or proposed school?*

The project must comply with the California Education Code (including Section 17521, requiring the governing board of the school district to adopt a resolution in connection with consideration of proposal for occupancy of a building to be constructed on its property and to conduct a public meeting), and the California Code of Regulations (CCR), Title 5, Sections 14001 through 14012, which outlines the powers and duties and establishes standards with which the CDE, and all public school districts, must comply in the selection of new school sites.

The proposed project would include the storage, transport, and use of fuels and other hazardous materials commonly associated with construction activities. All chemical transport, storage, and use would comply with Resource Conservation and Recovery Act (RCRA); Comprehensive Environmental Response, Compensation, and Liability Act (CERCLA); California hazardous waste control law; and Occupational Safety and Health Administration (OSHA) requirements. With the required regulation compliance, potential impacts from the storage, transport, and use of fuels and other hazardous materials to the public or the environment would be less than significant.

- d. *Would the project be located on a site which is included on a list of hazardous materials sites compiled pursuant to Government Code Section 65962.5 and, as a result, would it create a significant hazard to the public or the environment?*

See response 3.9.1(b).

- e. *Would the project be located within an airport land use plan or, where such a plan has not been adopted, within 2 miles of a public airport or public use airport, would the project result in a safety hazard or excessive noise for people residing or working in the project area?*

Based on a review of the Caltrans Division of Aeronautics – Public Use Airports and Federal Airfields Map and Google Earth satellite imagery dated February 21, 2021, there are no airport or airfield within 2-nautical miles of the proposed project site. The nearest airport is Woodlake Airport, which is located approximately 3.75 miles west of the project site. There would be no impact associated with proximity to a public airport and/or exposure of people residing or working in the area to noise from the airport.

- f. *Would the project impair implementation of or physically interfere with an adopted emergency response plan or emergency evacuation plan?*

Modification to the existing site would be made in accordance with current building and fire codes and the project would be approved by the Division of the State Architect

(DSA) to avoid unsafe building conditions. The proposed project would not require road modifications that would potentially impair or interfere with the implementation of local or any statewide emergency response or evacuation plans; therefore, this impact would be less than significant.

- g. *Would the project expose people or structures, either directly or indirectly, to a significant risk of loss, injury or death involving wildland fires?*

The California Department of Forestry and Fire Protection (CALFIRE) developed Fire Hazard Severity Zones (FHSZ) for State Responsibility Areas (SRA) and Local Responsibility Areas (LRA). The project site is located in an unzoned LRA area. Therefore, the project would not result in exposure of people or structures to significant risk of loss injury or death as a result of wildland fire hazards.

- h. *Is the property line of the proposed school site less than the following distances from the edge of respective powerline easements: (1) 100 feet of a 50-133 kV line; (2) 150 feet of a 220-230 kV line; or (3) 350 feet of a 500-550 kV line?*

Pursuant to CCR, Title 5, Section 14010(c), the property line for a new school site shall not be the following minimum distances from the edge of a high-voltage power line easement: 100 feet for 50-133 kilovolt (kV) lines; 150 feet for 220-230 kV lines; and 350 feet for 500-550 kV lines. Local utility lines are located along the south side of Avenue 324 and the east side of Goodale Lane on the east side of the project site; however, these lines would remain and would not be affected by the proposed project. This impact would be less than significant.

- i. *Is the proposed school site located near an aboveground water or fuel storage tank or within 1,500 feet of an easement of an aboveground or underground pipeline that can pose a safety hazard to the site?*

Based on an online records search (NPMS 2024), no high-pressure gas or oil pipelines occur within 1,500 feet of the project site. The project site currently includes an aboveground fire water tank and pressurized tanks; however, these tanks are in the northern portion of the campus and are currently maintained as part of campus operations and do not pose a risk to the proposed project. For these reasons, construction and operation of the project would result in a less than significant impact with regard to safety hazards.

- j. *Is the school site in an area designated in a city, county, or city and county general plan for agricultural use and zoned for agricultural production, and if so, do neighboring agricultural uses have the potential to result in any public health and safety issues that may affect the pupils and employees at the school site? (Does not apply to school sites approved by CDE prior to January 1, 1997.)*

The project site is designated as Mixed Use on the Lemon Cove Community Plan Land Use Map (Tulare County 2019). Parcels surrounding the project site are also designated as Mixed Use; however, the surrounding parcels offer agricultural uses currently and do

not present public health and safety concerns to the existing campus. This impact would be less than significant.

- k. Does the project site contain a current or former hazardous waste disposal site or solid waste disposal site and, if so, have the wastes been removed?*

Prior to being developed as a school in the 1940s, the project site operated agricultural uses. The site did not contain a current or former hazardous waste or solid waste disposal site. No impact would occur.

- l. If a response action is necessary and proposed as part of this project, has it been developed to be protective of children's health, with an ample margin of safety?*

No response action is necessary. No impact would occur.

3.10 HYDROLOGY AND WATER QUALITY

	Potentially Significant Impact	Less Than Significant with Mitigation Incorporated	Less Than Significant Impact	No Impact
Would the project:				
a. Violate any water quality standards or waste discharge requirements or otherwise substantially degrade surface or groundwater quality?	<input type="checkbox"/>	<input checked="" type="checkbox"/>	<input type="checkbox"/>	<input type="checkbox"/>
b. Substantially decrease groundwater supplies or interfere substantially with groundwater recharge such that the project may impede sustainable groundwater management of the basin?	<input type="checkbox"/>	<input type="checkbox"/>	<input checked="" type="checkbox"/>	<input type="checkbox"/>
c. Substantially alter the existing drainage pattern of the site or area, including through the alteration of the course of a stream or river or through the addition of impervious surfaces, in a manner which would:				
i. Result in substantial erosion or siltation on- or off-site;	<input type="checkbox"/>	<input type="checkbox"/>	<input checked="" type="checkbox"/>	<input type="checkbox"/>
ii. Substantially increase the rate or amount of surface runoff in a manner which would result in flooding on- or offsite;	<input type="checkbox"/>	<input type="checkbox"/>	<input checked="" type="checkbox"/>	<input type="checkbox"/>
iii. Create or contribute runoff water which would exceed the capacity of existing or planned stormwater drainage systems or provide substantial additional sources of polluted runoff; or	<input type="checkbox"/>	<input type="checkbox"/>	<input checked="" type="checkbox"/>	<input type="checkbox"/>
iv. Impede or redirect flood flows?	<input type="checkbox"/>	<input type="checkbox"/>	<input checked="" type="checkbox"/>	<input type="checkbox"/>
d. In flood hazard, tsunami, or seiche zones, risk release of pollutants due to project inundation?	<input type="checkbox"/>	<input type="checkbox"/>	<input checked="" type="checkbox"/>	<input type="checkbox"/>
e. Conflict with or obstruct implementation of a water quality control plan or sustainable groundwater management plan?	<input type="checkbox"/>	<input type="checkbox"/>	<input checked="" type="checkbox"/>	<input type="checkbox"/>

3.10.1 Impact Analysis

- a. *Would the project violate any water quality standards or waste discharge requirements or otherwise substantially degrade surface or groundwater quality?*

Development of a property may result in two types of water quality impacts: (1) short-term impacts due to construction related discharges; and (2) long-term impacts from operation or changes in site runoff characteristics. Runoff may carry on-site surface pollutants to water bodies such as lakes, streams, and rivers that ultimately drain to the ocean. Projects that increase urban runoff may indirectly increase local and regional flooding intensity and erosion.

Non-stormwater discharges could result from activities such as discharge or accidental spills of hazardous substances such as fuels, oils, petroleum hydrocarbons, concrete, paints, solvents, cleaners, or other construction materials. Erosion and construction-related wastes have the potential to temporarily degrade existing water quality and beneficial uses by altering the dissolved oxygen content, temperature, pH, suspended sediment and turbidity levels, or nutrient content, or by causing toxic effects in the

aquatic environment. Therefore, if uncontrolled, project-related construction activities could violate water quality standards.

As required by the State Water Resources Control Board's (SWRCB) National Pollutant Discharge Elimination System (NPDES) General Permit for stormwater discharges associated with construction and land disturbance activities, the District must develop and implement a SWPPP that specifies BMPs to prevent construction pollutants from contacting stormwater, with the intent of keeping all products of erosion from moving offsite. The District would be required to comply with the Construction General Permit because project-related construction activities would result in soil disturbances of at least 1 acre of total land area. **Mitigation Measure HYD-1** requires the preparation and implementation of a SWPPP to comply with the Construction General Permit requirements.

With implementation of **Mitigation Measure HYD-1**, the project would not violate any water quality standards or waste discharge requirements (WDRs) during the construction period, and impacts would be less than significant.

- b. *Would the project substantially decrease groundwater supplies or interfere substantially with groundwater recharge such that the project may impede sustainable groundwater management of the basin?*

The proposed project does not propose the installation of any water wells that would directly extract groundwater. Specifically, the proposed project includes connection to existing wells in the northern portion of the project site. Additionally, the project would result in an increase in impervious surface cover associated with one proposed classroom wing (Building 400), which would be constructed on an existing pervious field, while Building 300 would be constructed on the existing hardtop play area. The increase in impervious surface cover that would occur with the proposed project would be negligible and would not reduce the amount of water percolating down into the ground. Therefore, impacts to groundwater supplies or recharge would be less than significant.

- c. *Would the project substantially alter the existing drainage pattern of the site or area, including through the alteration of the course of a stream or river or through the addition of impervious surfaces, in a manner which would:*

- i. *Result in substantial erosion or siltation on- or off-site;*

The proposed project would not alter the course of a stream or river. However, grading and development of the project site with the school buildings and walkways would permanently alter the on-site drainage pattern thereby increasing the potential for on-site and off-site erosion and sedimentation and increasing the amount of surface runoff through the addition of impervious surfaces.

Development of impervious surfaces incrementally reduces the amount of natural soil surfaces available for the infiltration of rainfall and runoff. As a result, the frequency, volume, and flow rate of stormwater runoff increases, potentially resulting in on-site flooding, downstream flooding, or potentially contributing to runoff that exceeds the

capacity of the existing drainage system in the vicinity of the project site. The majority of the project site, much like its existing condition, would be covered by impervious surfaces in the form of building foundations, hardcourt areas, walkways, and parking lots. Landscaped areas and sports fields would be undeveloped and would provide infiltration of stormwater and reduce the volume of stormwater flowing off-site.

The proposed project has been designed to accommodate the new impervious surface. The drainage facilities that serve the project site would continue to provide storm drainage capacity for the project. Impacts associated with erosion or siltation would be less than significant.

- ii. Substantially increase the rate or amount of surface runoff in a manner which would result in flooding on- or offsite;*

See response 3.10.1(c)(i).

- iii. Create or contribute runoff water which would exceed the capacity of existing or planned stormwater drainage systems or provide substantial additional sources of polluted runoff; or*

See response 3.10.1(c)(i). Implementation of the proposed project would increase the amount of impervious surface within the project area; however, the project has been designed to accommodate stormwater without increasing the rate or amount of surface runoff in exceedance of the capacity of existing or planned stormwater drainage systems. This impact would be less than significant.

- iv. Impede or redirect flood flows?*

The proposed project area is located in an area designated as Zone X (Area of Minimal Flood Hazard) on the Federal Emergency Management Agency (FEMA) Flood Map 06107C0693E (effective 6/16/2009). Due to the location of the proposed project outside of a flood hazard zone, development of the proposed project is not anticipated to impede or redirect flood flows. This impact is considered less than significant.

- d. In flood hazard, tsunami, or seiche zones, would the project risk release of pollutants due to project inundation?*

The proposed project site is not located within a FEMA designated 100-year floodplain. In addition, the project site is generally level and is not immediately adjacent to any hillsides. As such, the risk from flooding would be low. Furthermore, no enclosed bodies of water are in close enough proximity that would create a potential risk for seiche or a tsunami at the project site. Additionally, according to the California Office of Emergency Services, the project site is not within a Tsunami Emergency Response Planning Zone. Therefore, there would be no impact related to potential hazards from inundation from flood, tsunami, or seiche.

- e. *Would the project conflict with or obstruct implementation of a water quality control plan or sustainable groundwater management plan?*

Pollutants of concern during construction include sediment, trash, petroleum products, concrete waste (dry and wet), sanitary waste, and chemicals. Each of these pollutants on its own or in combination with other pollutants can have a detrimental effect on water quality. During construction activities, excavated soil would be exposed, and there would be an increased potential for soil erosion and sedimentation compared to existing conditions. In addition, chemicals, liquid products, petroleum products (such as paints, solvents, and fuels), and concrete-related waste may be spilled or leaked during construction. These pollutants may percolate to shallow groundwater from construction activities. However, required compliance with State and local regulations regarding stormwater and dewatering during construction would ensure that the proposed project would result in less-than-significant impacts to water quality during construction.

During operation of the proposed project, surface runoff conditions would be similar to existing conditions. Furthermore, the County's Storm Water Quality and Regulation Ordinance sets forth requirements to protect water resources within the County through the use of BMPs to reduce polluted runoff. The ordinance prohibits polluted non-stormwater discharges to the stormwater conveyance system and requires BMPs that reduce stormwater pollutants to be implemented. Furthermore, the County's Storm Water Quality Regulations require projects to establish erosion prevention, sediment control, and phased grading measures to reduce potential erosion, sedimentation, and water pollution impacts. The project would comply with all applicable local, state, and federal regulations and policies related to the protection of water quality. As a result, impacts to water quality would be less than significant.

3.10.2 Mitigation Measures

Mitigation Measure HYD-1: Prior to ground-disturbing activities, the District shall prepare and implement a Stormwater Pollution Prevention Plan (SWPPP) that specifies best management practices (BMPs) with the intent of keeping all products of erosion from moving offsite. The SWPPP shall include a site map that shows the construction site perimeter, existing and proposed man-made facilities, stormwater collection and discharge points, general topography both before and after construction, and drainage patterns across the project site. Additionally the SWPPP shall contain a visual monitoring program and a chemical monitoring program for non-visible pollutants to be implemented (if there is a failure of BMPs). The requirements of the SWPPP and BMPs shall be incorporated into design specifications and construction contracts. Recommended BMPs for the construction phase may include the following:

- Stockpiling and disposing of demolition debris, concrete, and soil properly;
- Protecting any existing storm drain inlets and stabilizing disturbed areas;
- Implementing erosion controls;
- Properly managing construction materials; and
- Managing waste, aggressively controlling litter, and implementing sediment controls.

3.11 LAND USE AND PLANNING

	Potentially Significant Impact	Less Than Significant with Mitigation Incorporated	Less Than Significant Impact	No Impact
Would the project:				
a. Physically divide an established community?	<input type="checkbox"/>	<input type="checkbox"/>	<input type="checkbox"/>	<input checked="" type="checkbox"/>
b. Cause a significant environmental impact due to a conflict with any land use plan, policy, or regulation adopted for the purpose of avoiding or mitigating an environmental effect?	<input type="checkbox"/>	<input type="checkbox"/>	<input checked="" type="checkbox"/>	<input type="checkbox"/>

3.11.1 Impact Analysis

a. *Would the project physically divide an established community?*

The project would be located on a parcel developed as an existing school campus, which is surrounded by agricultural and rural residential uses. Connectivity between the project site and surrounding areas would be maintained, and no division of an established community would occur. Therefore, no impact would occur.

b. *Would the project cause a significant environmental impact due to a conflict with any land use plan, policy, or regulation adopted for the purpose of avoiding or mitigating an environmental effect?*

The project site is zoned as P-O (Professional and Administrative Office) and identified as a Mixed Use in the Lemon Cove Community Plan. The project does not propose to change the site's existing zoning or land use designation. The proposed project would comply with applicable land use requirements, policies, zoning, and development standards as required by California law for school districts, and adhere to other applicable state codes and regulations.

The project site is not subject to a specific plan or local coastal program. For these reasons, the project would not conflict with any existing state, regional, county, or local laws, policies, regulations, plans or guidelines. Therefore, this impact would be less than significant.

3.12 MINERAL RESOURCES

	Potentially Significant Impact	Less Than Significant with Mitigation Incorporated	Less Than Significant Impact	No Impact
Would the project:				
a. Result in the loss of availability of a known mineral resource that would be of value to the region and the residents of the state?	<input type="checkbox"/>	<input type="checkbox"/>	<input type="checkbox"/>	<input checked="" type="checkbox"/>
c. Result in the loss of availability of a locally-important mineral resource recovery site delineated on a local general plan, specific plan or other land use plan?	<input type="checkbox"/>	<input type="checkbox"/>	<input type="checkbox"/>	<input checked="" type="checkbox"/>

3.12.1 Impact Analysis

- a. *Would the project result in the loss of availability of a known mineral resource that would be of value to the region and the residents of the state?*

Mineral resources located within Tulare County are predominantly sand and gravel resources primarily provided by four aquatic features: Kaweah River, Lewis Creek, Deer Creek, and the Tule River. The California Department of Conservation indicates that the nearest, active mining operation (Lemon Cove Granite quarry) is located approximately 1.6 miles east of the project site. Because of the distance to the mining operation, the project would not result in the loss of availability of a known mineral resource that would be of value to the region and the residents of the state.

- b. *Would the project result in the loss of availability of a locally-important mineral resource recovery site delineated on a local general plan, specific plan or other land use plan?*

Refer to response 3.12.1(a). Implementation of the proposed project would not result in the loss of availability of a locally-important mineral resource recovery site. Therefore, no impact would occur.

3.13 NOISE

	Potentially Significant Impact	Less Than Significant with Mitigation Incorporated	Less Than Significant Impact	No Impact
Would the project result in:				
a. Generation of a substantial temporary or permanent increase in ambient noise levels in the vicinity of the project in excess of standards established in the local general plan or noise ordinance, or applicable standards of other agencies?	<input type="checkbox"/>	<input checked="" type="checkbox"/>	<input type="checkbox"/>	<input type="checkbox"/>
b. Generation of excessive groundborne vibration or groundborne noise levels?	<input type="checkbox"/>	<input type="checkbox"/>	<input checked="" type="checkbox"/>	<input type="checkbox"/>
c. For a project located within the vicinity of a private airstrip or an airport land use plan or, where such a plan has not been adopted, within 2 miles of a public airport or public use airport, would the project expose people residing or working in the project area to excessive noise levels?	<input type="checkbox"/>	<input type="checkbox"/>	<input type="checkbox"/>	<input checked="" type="checkbox"/>
d. Is the proposed school site located adjacent to or near a major arterial roadway or freeway whose noise generation may adversely affect the education program?	<input type="checkbox"/>	<input type="checkbox"/>	<input checked="" type="checkbox"/>	<input type="checkbox"/>

3.13.1 Impact Analysis

- a. *Would the project result in generation of a substantial temporary or permanent increase in ambient noise levels in the vicinity of the project in excess of standards established in the local general plan or noise ordinance, or applicable standards of other agencies?*

Noise is usually defined as unwanted sound. Noise consists of any sound that may produce physiological or psychological damage and/or interfere with communication, work, rest, recreation, or sleep. Several noise measurement scales exist that are used to describe noise in a particular location. A decibel (dB) is a unit of measurement that indicates the relative intensity of a sound. Sound levels in dB are calculated on a logarithmic basis. An increase of 10 dB represents a 10-fold increase in acoustic energy, while 20 dB is 100 times more intense and 30 dB is 1,000 times more intense. Each 10 dB increase in sound level is perceived as approximately a doubling of loudness; and similarly, each 10 dB decrease in sound level is perceived as half as loud. Sound intensity is normally measured through the A-weighted sound level (dBA). This scale gives greater weight to the frequencies of sound to which the human ear is most sensitive. The A-weighted sound level is the basis for 24-hour sound measurements that better represent human sensitivity to sound at night.

As noise spreads from a source, it loses energy so that the farther away the noise receiver is from the noise source, the lower the perceived noise level would be. Geometric spreading causes the sound level to attenuate or be reduced, resulting in a 6 dB reduction in the noise level for each doubling of distance from a single point source of noise to the noise sensitive receptor of concern.

There are many ways to rate noise for various time periods, but an appropriate rating of ambient noise affecting humans also accounts for the annoying effects of sound. Equivalent continuous sound level (L_{eq}) is the total sound energy of time varying noise over a sample period. However, the predominant rating scales for human communities in the State of California are the L_{eq} , the community noise equivalent level (CNEL), and the day-night average level (L_{dn}) based on dBA. CNEL is the time varying noise over a 24-hour period, with a 5 dBA weighting factor applied to the hourly L_{eq} for noises occurring from 7:00 p.m. to 10:00 p.m. (defined as relaxation hours) and 10 dBA weighting factor applied to noise occurring from 10:00 p.m. to 7:00 a.m. (defined as sleeping hours). L_{dn} is similar to the CNEL scale, but without the adjustment for events occurring during the evening relaxation hours. CNEL and L_{dn} are within one dBA of each other and are normally exchangeable. The noise adjustments are added to the noise events occurring during the more sensitive hours.

The Tulare County General Plan 2030 Update: Chapter 10 – Health and Safety contains the policies that relate to noise and which have potential relevance to the project's CEQA review:

- HS-8.11 Peak Noise Generators wherein the County shall limit noise generating activities, such as construction, to the hours of normal business operation (7 a.m. to 7 p.m.). No peak noise generating activities shall be allowed to occur outside of normal business hours without County approval;
- HS-8.18 Construction Noise wherein the County shall seek to limit the potential noise impacts of construction activities by limited construction activities to the hours of 7 a.m. and 7 p.m., Monday through Saturday when construction activities are located near sensitive receptors. No construction shall occur on Sundays or national holidays without a permit from the County to minimize noise impacts associated with development near sensitive receptors;
- HS-8.19 Construction Noise Control wherein the County shall ensure that construction contractors implement best practices guidelines (i.e., berms, screens, etc.) as appropriate and feasible to reduce construction-related noise impacts on surrounding land uses.

Certain land uses are considered more sensitive to noise than others. Examples of these sensitive land uses include residential areas, educational facilities, hospitals, childcare facilities, and senior housing. The proposed project site is surrounded by rural residential uses to the north, east, west, and south beyond Avenue 324 and Goodale Lane.

Short-Term (Construction) Noise Impacts. Project construction would result in short-term noise impacts on the nearby sensitive receptors. Maximum construction noise would be short-term, generally intermittent depending on the construction phase, and variable depending on receiver distance from the active construction zone. The duration of noise impacts generally would be from one day to several days depending on the phase of construction. The level and types of noise impacts that would occur during construction are described below.

Short-term noise impacts would occur during grading and site preparation activities. Table 3 lists typical construction equipment noise levels (L_{max}) recommended for noise impact assessments, based on a distance of 50 feet between the equipment and a noise receptor, obtained from the Federal Highway Administration (FHWA) Roadway Construction Noise Model. Construction-related short-term noise levels would be higher than existing ambient noise levels currently in the project area but would no longer occur once construction of the project is completed.

Table 3: Typical Construction Equipment Noise Levels

Equipment Description	Acoustical Usage Factor (%)	Maximum Noise Level (L_{max}) at 50 Feet ¹
Backhoes	40	80
Compactor (ground)	20	80
Compressor	40	80
Cranes	16	85
Dozers	40	85
Dump Trucks	40	84
Excavators	40	85
Flat Bed Trucks	40	84
Forklift	20	85
Front-end Loaders	40	80
Graders	40	85
Impact Pile Drivers	20	95
Jackhammers	20	85
Pick-up Truck	40	55
Pneumatic Tools	50	85
Pumps	50	77
Rock Drills	20	85
Rollers	20	85
Scrapers	40	85
Tractors	40	84
Welder	40	73

Source: Roadway Construction Noise Model (FHWA 2006).

Note: Noise levels reported in this table are rounded to the nearest whole number.

¹ Maximum noise levels were developed based on Spec 721.560 from the Central Artery/Tunnel (CA/T) program to be consistent with the City of Boston's Noise Code for the "Big Dig" project.

L_{max} = maximum instantaneous sound level

Two types of short-term noise impacts could occur during construction of the proposed project. The first type involves construction crew commutes and the transport of construction equipment and materials to the sites, which would incrementally increase noise levels on roads leading to the sites. As shown in Table 3, there would be a single-event noise exposure potential at a maximum level of 55 dBA L_{max} with trucks passing at 50 feet.

The second type of short-term noise impact is related to noise generated during grading and construction on the project site. Construction is performed in discrete steps, or phases, each with its own mix of equipment and, consequently, its own noise characteristics. These various sequential phases would change the character of the noise generated on site. Therefore, the noise levels vary as construction progresses.

Despite the variety in the type and size of construction equipment, similarities in the dominant noise sources and patterns of operation allow construction-related noise ranges to be categorized by work phase.

Typical maximum noise levels range up to 87 dBA L_{max} at 50 feet during the noisiest construction phases. The site preparation phase, including excavation and grading of the site, tends to generate the highest noise levels because earthmoving machinery is the noisiest construction equipment. Earthmoving equipment includes excavating machinery such as backfillers, bulldozers, draglines, and front loaders. Earthmoving and compacting equipment includes compactors, scrapers, and graders. Typical operating cycles for these types of construction equipment may involve 1 or 2 minutes of full-power operation followed by 3 or 4 minutes at lower power settings.

This analysis assumes that a bulldozer, dump truck, and backhoe would be operating simultaneously during construction of the project. Based on the typical construction equipment noise levels shown in Table 3, noise levels associated with a bulldozer, dump truck, and backhoe operating simultaneously would be approximately 88 dBA L_{max} at 50 feet.

As noted above, the project is surrounded by agricultural and rural residential uses. It is anticipated that construction activities would occur no closer than 500 feet of the adjacent residential properties. Construction noise is permitted by Tulare County when activities occur between the hours of 7:00 a.m. to 7:00 p.m. Monday through Saturday. In addition, **Mitigation Measure NOI-1** would be required to limit construction activities to daytime hours and would reduce potential construction period noise impacts for the indicated sensitive receptors to a less-than-significant level.

Implementation of **Mitigation Measure NOI-1** would limit construction hours and require the construction contractor to implement noise-reducing measures during construction, which would reduce short-term construction noise impacts to a less-than-significant level.

Operational Noise Impacts. A significant impact would occur if the project would exceed established standards, including resulting in a substantial permanent increase in ambient exterior noise levels above levels existing without the project. In acoustics, every doubling of an equal sound energy would result in a 3 dBA increase in combined noise level (an increase of 3 dBA represents the lowest noise increase that is perceptible by humans outside of a laboratory environment). For the purposes of this analysis, an increase of 5 or more dBA would be significant.

Permanent increases in the ambient noise level in the project vicinity would result from vehicle noise associated with school traffic, noise made by children at play in outdoor areas, and maintenance activities. However, noise levels associated with the proposed project are expected to be consistent with existing conditions.

The proposed school would be exposed to noise levels associated with traffic on Avenue 324 and Goodale Lane. Given the distance of the proposed classrooms from the

centerline and the volumes of traffic on Avenue 324 and Goodale Lane, traffic noise from adjacent roads would have a less-than-significant impact on the school.

The project would include outdoor recreational areas, which would create noise for adjacent land uses. Noise levels associated with playing fields can generally be expected to range from 55 to 60 dB L_{eq} , with maximum noise levels ranging from 70 to 75 dB, at a distance of 100 feet from the source. The residence nearest to the proposed project area is approximately 500 feet away. Noise levels are not anticipated to exceed the County's performance standard, because most activities would occur at a distance greater than 500 feet from the nearest residence. The impacts associated with routine use would be less than significant.

Landscape Maintenance

Mowers, blowers, weed cutters, and tractors would be operated onsite to maintain the project landscaping. Landscape maintenance would occur between the hours of 7:00 a.m. to 7:00 p.m. Monday through Friday, consistent with the County's Noise Ordinance; therefore, this impact would be less than significant.

- b. *Would the project result in generation of excessive groundborne vibration or groundborne noise levels?*

Construction activities that might expose persons to excessive ground borne vibration or ground borne noise have the potential to cause a significant impact. Ground borne vibration information related to construction/heavy equipment activities has been collected by the California Department of Transportation (Caltrans). The Caltrans data indicates that transient vibrations (such as from demolition activity) with a peak particle velocity (PPV) of approximately 0.035 inches per second may be characterized as barely perceptible, and vibration levels up to 0.25 inches per second may be characterized as distinctly perceptible (Caltrans 2013). Caltrans (2013) uses a damage threshold of 0.2 inches per second PPV for conventional buildings.

Ground borne vibration is typically attenuated over relatively short distances. With the anticipated construction equipment, construction-related vibration levels would be approximately 0.127 inches per second PPV at 25 feet from the construction area (assuming simultaneous operation of a caisson drill, a jackhammer, and a small bulldozer). At 25 feet, this vibration would be above the threshold of "barely perceptible" level of 0.035 inches per second PPV; however, the nearest residence is approximately 500 feet from the nearest construction area. At a distance of 500 feet, the vibration level is not anticipated to exceed the distinctly perceptible level of 0.25 inches per second PPV (Caltrans 2013). The expected vibration level at the residential buildings is also expected to be below the Caltrans damage threshold for conventional buildings. Therefore, impacts related to ground borne vibration would be less than significant.

- c. *For a project located within the vicinity of a private airstrip or an airport land use plan or, where such a plan has not been adopted, within 2 miles of a public airport or public use airport, would the project expose people residing or working in the project area to excessive noise levels?*

The nearest public or public use airport to the project area is the Woodlake Airport, which is located approximately 3.75 miles west of the project site. There would be no impact associated with proximity to a public airport and/or exposure of people residing or working in the area to noise from the airport.

- d. *Is the proposed school site located adjacent to or near a major arterial roadway or freeway whose noise generation may adversely affect the education program?*

See response 3.13.1(a). The proposed school would be exposed to noise levels associated with traffic on Avenue 324 and Goodale Lane. The nearest proposed classroom would be approximately 125 feet from the centerline of Avenue 324 and 425 feet from the centerline of Goodale Lane. Given the distance of the site from the centerline and the volumes of traffic on the rural roads, traffic noise from adjacent roads would have a less-than-significant impact on the school.

3.13.2 Mitigation Measures

Mitigation Measure NOI-1: The project contractor shall implement the following measures during construction of the proposed project:

- All construction equipment, fixed or mobile, shall be equipped with properly operating and maintained mufflers consistent with manufacturers' standards.
- All stationary construction equipment shall be placed so that emitted noise is directed away from sensitive receptors nearest the active project site.
- Equipment staging shall be located in areas that would create the greatest possible distance between construction-related noise sources and noise-sensitive receptors nearest the active project site during all construction activities.
- All general construction related activities shall be restricted to between the hours of 7:00 a.m. to 7:00 p.m. Monday through Saturday.
- The District shall designate a "disturbance coordinator" who would be responsible for responding to any local complaints about construction noise. The disturbance coordinator shall determine the cause of the noise complaint (e.g., starting too early, bad muffler) and shall determine and implement reasonable measures warranted to correct the problem.

3.14 POPULATION AND HOUSING

	Potentially Significant Impact	Less Than Significant with Mitigation Incorporated	Less Than Significant Impact	No Impact
Would the project:				
a. Induce substantial unplanned population growth in an area, either directly (for example, by proposing new homes and businesses) or indirectly (for example, through extension of roads or other infrastructure)?	<input type="checkbox"/>	<input type="checkbox"/>	<input type="checkbox"/>	<input checked="" type="checkbox"/>
e. Displace substantial numbers of existing people or housing, necessitating the construction of replacement housing elsewhere?	<input type="checkbox"/>	<input type="checkbox"/>	<input type="checkbox"/>	<input checked="" type="checkbox"/>

3.14.1 Impact Analysis

- a. *Would the project induce substantial unplanned population growth in an area, either directly (for example, by proposing new homes and businesses) or indirectly (for example, through extension of roads or other infrastructure)?*

The project does not include the construction of dwellings or an increase in the resident population of the surrounding area. Project implementation would meet the demands of projected population growth in the project area by providing accommodation for students. As such, the project would have no impact on direct or indirect population growth.

- b. *Would the project displace substantial numbers of existing people or housing, necessitating the construction of replacement housing elsewhere?*

The project site is currently developed as the existing Sequoia Union Elementary School campus; therefore, no dwelling units would be displaced from project implementation. The project would have no impact.

3.15 PUBLIC SERVICES

	Potentially Significant Impact	Less Than Significant with Mitigation Incorporated	Less Than Significant Impact	No Impact
Would the project:				
a. Result in substantial adverse physical impacts associated with the provision of new or physically altered governmental facilities, need for new or physically altered governmental facilities, the construction of which could cause significant environmental impacts, in order to maintain acceptable service ratios, response times or other performance objectives for any of the public services:				
i. Fire protection?	<input type="checkbox"/>	<input type="checkbox"/>	<input type="checkbox"/>	<input checked="" type="checkbox"/>
ii. Police protection?	<input type="checkbox"/>	<input type="checkbox"/>	<input type="checkbox"/>	<input checked="" type="checkbox"/>
iii. Schools?	<input type="checkbox"/>	<input type="checkbox"/>	<input type="checkbox"/>	<input checked="" type="checkbox"/>
iv. Parks?	<input type="checkbox"/>	<input type="checkbox"/>	<input type="checkbox"/>	<input checked="" type="checkbox"/>
v. Other public facilities?	<input type="checkbox"/>	<input type="checkbox"/>	<input type="checkbox"/>	<input checked="" type="checkbox"/>
b. Does the site promote joint use of parks, libraries, museums, and other public services?	<input type="checkbox"/>	<input type="checkbox"/>	<input checked="" type="checkbox"/>	<input type="checkbox"/>

3.15.1 Impact Analysis

a. *Would the project result in substantial adverse physical impacts associated with the provision of new or physically altered governmental facilities, need for new or physically altered governmental facilities, the construction of which could cause significant environmental impacts, in order to maintain acceptable service ratios, response times or other performance objectives for any of the public services:*

i. *Fire protection?*

Fire protection for the proposed project site is provided by the Tulare County Fire Department. The community of Lemon Cove is served by the Tulare County Fire Department Station #13 located at 32490 State Route 198. The proposed project would not generate population growth or add people to the area. Thus, the proposed project would not generate the need for additional fire services that would require new or physically altered facilities. No impact to fire services would occur.

ii. *Police protection?*

Police protection in the project area is provided by the Tulare County Sheriff's Department (patrol service only). The main Sheriff's Office is located at 2404 W. Burrel Avenue, in Visalia, which serves the unincorporated areas of Tulare County. The proposed project would not generate population growth or add people to the area. Thus, the proposed project would not generate the need for additional police services that would require new or physically altered facilities. No impact to police services would occur.

iii. Schools?

The project would not increase the demand for or cause a shortfall of school services or facilities. Rather, the proposed project would continue to accommodate students attending Sequoia Union Elementary School. Therefore, the project would have no impact.

v. Parks?

The proposed project does not include the construction of structures that would increase the population in the area or that would generate a higher demand for parks or other public facilities. Therefore, the demand for parks for the project would be the same as under existing conditions. No impact to parks would occur.

v. Other public facilities?

The proposed project does not include the construction of structures that would increase the population in the area or that would generate a higher demand for other public facilities. Therefore, the demand for public facilities for the project would be the same as under existing conditions. No impact to public facilities would occur.

b. Does the site promote joint use of parks, libraries, museums, and other public services?

The Civic Center Act, as defined in the State of California Education Code Sections 38130-38139, describes the uses of school facilities, including all buildings and grounds for public purposes, and the fees that may be assessed. Section 38131(b)(1) states:

“(b) The governing board of any school district may grant the use of school facilities or grounds as a civic center upon the terms and conditions the board deems proper, subject to the limitations, requirements, and restrictions set forth in this article, for any of the following purposes:(1) Public, literary, scientific, recreational, educational, or public agency meetings . . .(6) Supervised recreational activities including, but not limited to, sports league activities for youths that are arranged for and supervised by entities, including religious organizations or churches, and in which youths may participate regardless of religious belief or denomination” (California Education Code 1996).

The proposed school would be available for use per Civic Center Act requirements. Therefore, the project does promote the joint use of athletic facilities located onsite. This impact would be less than significant.

3.16 RECREATION

	Potentially Significant Impact	Less Than Significant with Mitigation Incorporated	Less Than Significant Impact	No Impact
a. Would the project increase the use of existing neighborhood and regional parks or other recreational facilities such that substantial physical deterioration of the facility would occur or be accelerated?	<input type="checkbox"/>	<input type="checkbox"/>	<input checked="" type="checkbox"/>	<input type="checkbox"/>
b. Does the project include recreational facilities or require the construction or expansion of recreational facilities which might have an adverse physical effect on the environment?	<input type="checkbox"/>	<input checked="" type="checkbox"/>	<input type="checkbox"/>	<input type="checkbox"/>

3.16.1 Impact Analysis

- a. *Would the project increase the use of existing neighborhood and regional parks or other recreational facilities such that substantial physical deterioration of the facility would occur or be accelerated?*

The increase in use of recreational facilities is generally a result of population growth. The project would serve the region's existing population and would not induce population growth. Additionally, while the construction of Building 300 would include the removal of paved play area, adequate paved play area would remain for use by the school population once Building 300 is in operation. Likewise, Building 400 would be constructed in open field that currently is used for play by the school population. Post-construction, adequate open field would remain for use by the school population. Because the proposed project would not result in population increase and would provide adequate recreational areas onsite for the school population, there would be a less than significant impact on existing neighborhood or regional parks and facilities.

- b. *Does the project include recreational facilities or require the construction or expansion of recreational facilities which might have an adverse physical effect on the environment?*

Recreational facilities proposed as part of the project include recreation areas. Construction of these facilities would result in the potentially significant physical environmental impacts, as outlined in this document. These impacts are addressed in relevant sections throughout this Initial Study/Mitigation Negative Declaration (IS/MND) in connection with discussions of the impacts of overall site development. Mitigation measures are identified for potentially significant impacts to ensure those impacts are reduced to a less-than-significant level. There are no additional significant impacts beyond those comprehensively considered throughout the other sections of this IS/MND. Therefore, physical effects associated with construction of the proposed project, including recreational areas, would be less than significant with incorporation of mitigation identified in this IS/MND.

3.17 TRANSPORTATION

	Potentially Significant Impact	Less Than Significant with Mitigation Incorporated	Less Than Significant Impact	No Impact
Would the project:				
a. Conflict with a program, plan, ordinance or policy addressing the circulation system, including transit, roadway, bicycle and pedestrian facilities?	<input type="checkbox"/>	<input type="checkbox"/>	<input checked="" type="checkbox"/>	<input type="checkbox"/>
b. Conflict or be inconsistent with CEQA Guidelines §15064.3, subdivision (b)?	<input type="checkbox"/>	<input type="checkbox"/>	<input checked="" type="checkbox"/>	<input type="checkbox"/>
c. Substantially increase hazards due to a geometric design feature (e.g., sharp curves or dangerous intersections) or incompatible uses (e.g., farm equipment)?	<input type="checkbox"/>	<input type="checkbox"/>	<input checked="" type="checkbox"/>	<input type="checkbox"/>
d. Result in inadequate emergency access?	<input type="checkbox"/>	<input type="checkbox"/>	<input checked="" type="checkbox"/>	<input type="checkbox"/>
e. Is the proposed school site within 1,500 feet of a railroad track easement?	<input type="checkbox"/>	<input type="checkbox"/>	<input type="checkbox"/>	<input checked="" type="checkbox"/>
f. Is the site easily accessible from arterials and is the minimum peripheral visibility maintained for driveways per Caltrans' Highway Design Manual?	<input type="checkbox"/>	<input type="checkbox"/>	<input checked="" type="checkbox"/>	<input type="checkbox"/>
g. Are traffic and pedestrian hazards mitigated per Caltrans' School Area Pedestrian Safety manual?	<input type="checkbox"/>	<input type="checkbox"/>	<input type="checkbox"/>	<input checked="" type="checkbox"/>

3.17.1 Impact Analysis

- a. *Would the project conflict with a program plan, ordinance or policy addressing the circulation system, including transit, roadway, bicycle and pedestrian facilities?*

The proposed project would not include development of increased parking capacity or offsite improvements. While the project could accommodate up to 202 new students and 38 staff (Sequoia Union Elementary School District, 2022), the District anticipates that travel to and from the campus would not result in significant disruption to the surrounding circulation system. As discussed in response 3.3.1(a), the District anticipates the proposed project would add 167 trips per day to the local roadway network. This increase in vehicle trips is anticipated to not conflict with circulation ordinances or policies.

As noted above, the proposed project would not include offsite improvements; therefore, the proposed project would not conflict with ordinances or policies addressing transit, roadway, bicycle, or pedestrian facilities. This impact would be less than significant.

- b. *Would the project conflict or be inconsistent with CEQA Guidelines §15064.3, subdivision (b)?*

On September 27, 2013, Governor Jerry Brown signed SB 743 into law and started a process that changes the methodology of a transportation impact analysis as part of CEQA requirements. SB 743 directed the California Office of Planning and Research to establish new CEQA guidance for jurisdictions that removes the level of service (LOS)

method, which focuses on automobile vehicle delay and other similar measures of vehicular capacity or traffic congestion, from CEQA transportation analysis.

Rather, vehicle miles traveled (VMT), or other measures that promote “the reduction of greenhouse gas emissions, the development of multimodal transportation networks, and a diversity of land uses,” are now be used as the basis for determining significant transportation impacts in the State.

The County of Tulare Draft VMT guidelines (2020) indicate that projects that generate fewer than 500 trips per day can be presumed to have a less than significant impact. Consistent with Office of Planning and Research’s Technical Advisory, local-serving public facilities are presumed to have a less than significant impact on VMT. This would include government facilities intended to typically serve the local public, parks, and public elementary schools, public middle schools, and high schools. Since the proposed project would be a public elementary and middle school and would generate a maximum of 167 vehicle trips per day, the proposed project would result in a less-than-significant VMT impact.

- c. *Would the project substantially increase hazards due to a geometric design feature (e.g., sharp curves or dangerous intersections) or incompatible uses (e.g., farm equipment)?*

As the project would comply with DSA design standards, it would not include any design features that would create traffic hazards. Additionally, there are no incompatible uses, including farm operations, in the vicinity that would cause traffic hazards.

The school would include an internal pedestrian pathway system. School development would not create barriers to pedestrians or bicyclists. Project impacts would be less than significant.

- d. *Would the project result in inadequate emergency access?*

Project parking lots and vehicular routes, including emergency vehicle access, would be provided near all proposed buildings on-site, according to the proposed project site plan. Emergency access would not be adversely affected as a result of the project. The impact is less than significant.

- e. *Is the proposed school site within 1,500 feet of a railroad track easement?*

The project area is located approximately 7.0 miles east of the existing San Joaquin Valley Rail line. The proposed project would expand the existing school campus and would not site a new school facility in proximity to the San Joaquin Valley Rail line. No impact would occur.

- f. *Is the site easily accessible from arterials and is the minimum peripheral visibility maintained for driveways per Caltrans’ Highway Design Manual?*

The proposed project site is located at the northwest corner of Avenue 324 and Road 240. The primary access to the project site would be provided on Avenue 324, located

along the southern boundary of the site. The proposed project does not include offsite improvements or modifications to existing driveways. Through DSA plan check reviews, the project would comply with all regulations regarding roadway design, thus maintaining minimum peripheral visibility. Project impacts would be less than significant.

- g. *Are traffic and pedestrian hazards mitigated per Caltrans' School Area Pedestrian Safety manual?*

The proposed project does not include modification to offsite roadway or pedestrian facilities. There would be no impact.

3.18 TRIBAL CULTURAL RESOURCES

	Potentially Significant Impact	Less Than Significant with Mitigation Incorporated	Less Than Significant Impact	No Impact
Would the project:				
a. Cause a substantial adverse change in the significance of a tribal cultural resource, defined in Public Resources Code Section 21074 as either a site, feature, place, cultural landscape that is geographically defined in terms of the size and scope of the landscape, sacred place, or object with cultural value to a California Native American tribe, and that is:				
i. Listed or eligible for listing in the California Register of Historical Resources, or in a local register of historical resources as defined in Public Resources Code Section 5020.1(k)? Or	<input type="checkbox"/>	<input type="checkbox"/>	<input checked="" type="checkbox"/>	<input type="checkbox"/>
ii. A resource determined by the lead agency, in its discretion and supported by substantial evidence, to be significant pursuant to criteria set forth in subdivision (c) of Public Resources Code Section 5024.1? In applying the criteria set forth in subdivision (c) of Public Resource Code Section 5024.1, the lead agency shall consider the significance of the resource to a California Native American tribe.	<input type="checkbox"/>	<input type="checkbox"/>	<input checked="" type="checkbox"/>	<input type="checkbox"/>

3.18.1 Impact Analysis

- a. *Would the project cause a substantial adverse change in the significance of a tribal cultural resource, defined in Public Resources Code Section 21074 as either a site, feature, place, cultural landscape that is geographically defined in terms of the size and scope of the landscape, sacred place, or object with cultural value to a California Native American tribe, and that is:*
- i. *Listed or eligible for listing in the California Register of Historical Resources, or in a local register of historical resources as defined in Public Resources Code Section 5020.1(k)? Or*

The District requested a Sacred Lands Inventory on file with the Native American Heritage Commission (NAHC), which concluded negative results (i.e., no sacred lands were identified in the project site). Based on the list provided by the NAHC, on August 7, 2023, the District notified 8 Native American tribal representatives consistent with AB 52 requirements; no responses have been received. However, in the unlikely event that unrecorded resources are discovered during construction activities, compliance with the California Public Resources Code would reduce this potential impact to less than significant.

- ii. *A resource determined by the lead agency, in its discretion and supported by substantial evidence, to be significant pursuant to criteria set forth in subdivision (c) of Public Resources Code Section 5024.1? In applying the criteria set forth in*

subdivision (c) of Public Resource Code Section 5024.1, the lead agency shall consider the significance of the resource to a California Native American tribe.

The District requested a Sacred Lands Inventory on file with the NAHC, which concluded negative results (i.e., no sacred lands were identified in the project site). Based on the list provided by the NAHC, on August 7, 2023, the District notified 8 Native American tribal representatives consistent with AB 52 requirements; no responses have been received. However, in the unlikely event that unrecorded resources are discovered during construction activities, compliance with the California Public Resources Code would reduce this potential impact to less than significant.

3.19 UTILITIES AND SERVICE SYSTEMS

	Potentially Significant Impact	Less Than Significant with Mitigation Incorporated	Less Than Significant Impact	No Impact
Would the project:				
a. Require or result in the relocation or construction of new or expanded water, wastewater treatment or stormwater drainage, electric power, natural gas, or telecommunications facilities, the construction or relocation of which could cause significant environmental effects?	<input type="checkbox"/>	<input type="checkbox"/>	<input checked="" type="checkbox"/>	<input type="checkbox"/>
b. Have sufficient water supplies available to serve the project and reasonably foreseeable future development during normal, dry and multiple dry years?	<input type="checkbox"/>	<input type="checkbox"/>	<input checked="" type="checkbox"/>	<input type="checkbox"/>
c. Result in a determination by the wastewater treatment provider which serves or may serve the project that it has adequate capacity to serve the project's projected demand in addition to the provider's existing commitments?	<input type="checkbox"/>	<input type="checkbox"/>	<input checked="" type="checkbox"/>	<input type="checkbox"/>
d. Generate solid waste in excess of State or local standards, or in excess of the capacity of local infrastructure, or otherwise impair the attainment of solid waste reduction goals?	<input type="checkbox"/>	<input type="checkbox"/>	<input checked="" type="checkbox"/>	<input type="checkbox"/>
e. Comply with federal, state, and local management and reduction statutes and regulations related to solid waste?	<input type="checkbox"/>	<input type="checkbox"/>	<input checked="" type="checkbox"/>	<input type="checkbox"/>

3.19.1 Impact Analysis

- a. *Would the project require or result in the relocation or construction of new or expanded water, wastewater treatment or stormwater drainage, electric power, natural gas, or telecommunications facilities, the construction or relocation of which could cause significant environmental effects?*

While the proposed project would provide new utility connections to the proposed classroom buildings, the proposed project would not require the relocation or construction of new or expanded water, wastewater, electric power, natural gas, or telecommunications facilities. This impact would be less than significant.

- b. *Would the project have sufficient water supplies available to serve the project and reasonably foreseeable future development during normal, dry and multiple dry years?*

The proposed project would include the installation of water conserving toilets and irrigation. The proposed project is not expected to significantly exceed the current water usage at the site. This impact would be less than significant.

- c. *Would the project result in a determination by the wastewater treatment provider which serves or may serve the project that it has adequate capacity to serve the project's projected demand in addition to the provider's existing commitments?*

The proposed project is not expected to exceed the current wastewater treatment requirements at the site. This impact would be less than significant.

- d. *Would the project generate solid waste in excess of State or local standards, or in excess of the capacity of local infrastructure, or otherwise impair the attainment of solid waste reduction goals?*

Project construction would involve site clearing and the generation of various construction wastes, including scrap lumber, scrap finishing materials, various scrap metals, and other recyclable and nonrecyclable construction-related wastes. The 2019 CALGreen Code (Title 24, Part 11 of the California Code of Regulations) requires all construction contractors to reduce construction waste and demolition debris by 65 percent. Code requirements include preparing a construction waste management plan that identifies the materials to be diverted from disposal by efficient usage, recycling, reuse on the project, or salvage for future use or sale; determining whether materials will be sorted on-site or mixed; and identifying diversion facilities where the materials collected will be taken. The code also specifies that the amount of materials diverted should be calculated by weight or volume, but not by both (California Building Standards Commission 2019). In addition, the 2019 CalGreen Code requires that 100 percent of trees, stumps, rocks, and associated vegetation and soils resulting primarily from land clearing be reused or recycled.

Additionally, project operation would result in long-term generation of solid waste, consistent with the existing solid waste generation rates at the project site.

The project would comply with all statutes and regulations related to solid waste. Compliance with the CalGreen Code and AB 1826 would ensure that sufficient landfill capacity would be available to accommodate solid-waste disposal needs for future development. Therefore, the project would have a less-than-significant impact.

- e. *Would the project comply with federal, state, and local management and reduction statutes and regulations related to solid waste?*

The California Integrated Waste Management Act of 1989 (AB 939) redefined solid waste management in terms of both objectives and planning responsibilities for local jurisdictions and the state. AB 939 was adopted in an effort to reduce the volume and toxicity of solid waste that is landfilled and incinerated, by requiring local governments to prepare and waste disposal standards, thereby ensuring that the solid waste stream to regional landfills is reduced in accordance with existing regulations. Therefore, this impact would be less than significant.

3.20 WILDFIRE

	Potentially Significant Impact	Less Than Significant with Mitigation Incorporated	Less Than Significant Impact	No Impact
If located in or near state responsibility areas or lands classified as very high fire hazard severity zones, would the project:				
a. Substantially impair an adopted emergency response plan or emergency evacuation plan?	<input type="checkbox"/>	<input type="checkbox"/>	<input checked="" type="checkbox"/>	<input type="checkbox"/>
b. Due to slope, prevailing winds, and other factors, exacerbate wildfire risks, and thereby expose project occupants to pollutant concentrations from a wildfire or the uncontrolled spread of a wildfire?	<input type="checkbox"/>	<input type="checkbox"/>	<input checked="" type="checkbox"/>	<input type="checkbox"/>
c. Require the installation or maintenance of associated infrastructure (such as roads, fuel breaks, emergency water sources, power lines or other utilities) that may exacerbate fire risk or that may result in temporary or ongoing impacts to the environment?	<input type="checkbox"/>	<input type="checkbox"/>	<input type="checkbox"/>	<input checked="" type="checkbox"/>
d. Expose people or structures to significant risks, including downslope or downstream flooding or landslides, as a result of runoff, post-fire slope instability, or drainage changes?	<input type="checkbox"/>	<input type="checkbox"/>	<input checked="" type="checkbox"/>	<input type="checkbox"/>

3.20.1 Impact Analysis

- a. *Would the project substantially impair an adopted emergency response plan or emergency evacuation plan?*

Wildland fires occur in geographic areas that contain the types and conditions of vegetation, topography, weather, and structure density susceptible to risks associated with uncontrolled fires that can be started by lightning, improperly managed camp fires, cigarettes, sparks from automobiles, and other ignition sources.

According to the California Department of Forestry and Fire Protection Very High Fire Hazard Severity Zone (VHFHSZ) Map for Tulare County, the project site is not located within a VHFHSZ. Therefore, the proposed project would not expose people to significant risk of loss, injury, or death due to wildland fires and this impact would be less than significant.

As discussed in response 3.9.1(f), implementation of the proposed project would not interfere with an adopted emergency response plan or emergency evacuation plan and would not alter any of the streets within, or adjacent to, the project site. Therefore, implementation of the proposed project would not substantially impair an adopted emergency response plan or emergency evacuation plan and impacts would be less than significant.

- b. *Would the project, due to slope, prevailing winds, and other factors, exacerbate wildfire risks, and thereby expose project occupants to pollutant concentrations from a wildfire or the uncontrolled spread of a wildfire?*

The project site is not located in or near a VHFHSZ nor is it located in or near a State Responsibility Area (SRA). Therefore, implementation of the proposed project would not exacerbate wildfire risks due to slope and prevailing winds, thereby exposing project occupants to pollutant concentrations from a wildfire or the uncontrolled spread of a wildfire. As a result, a less-than-significant impact would occur, and no mitigation would be required.

- c. *Would the project require the installation or maintenance of associated infrastructure (such as roads, fuel breaks, emergency water sources, power lines or other utilities) that may exacerbate fire risk or that may result in temporary or ongoing impacts to the environment?*

The proposed project would not require the installation or maintenance of infrastructure that may exacerbate fire risk. No impact would occur.

- d. *Would the project expose people or structures to significant risks, including downslope or downstream flooding or landslides, as a result of runoff, post-fire slope instability, or drainage changes?*

Landslides and other forms of mass wasting, including mud flows, debris flows, and soil slips, occur as soil moves downslope under the influence of gravity. Landslides are frequently triggered by intense rainfall or seismic shaking but can also occur as a result of erosion and downslope runoff caused by rain following a fire. Because the proposed project site is level, the proposed project would not expose people or structures to potential substantial adverse effects associated with landslides. Further, the proposed project site is not located in or near a VHFHSZ nor is it located in or near a SRA. Therefore, the proposed project would not expose people or structures to significant risks, including downslope or downstream flooding or landslides, as a result of runoff, post-fire slope instability, or drainage changes. As a result, a less-than-significant impact would occur, and no mitigation would be required.

3.21 MANDATORY FINDINGS OF SIGNIFICANCE

	Potentially Significant Impact	Less Than Significant with Mitigation Incorporated	Less Than Significant Impact	No Impact
a. Does the project have the potential to substantially degrade the quality of the environment, substantially reduce the habitat of a fish or wildlife species, cause a fish or wildlife population to drop below self-sustaining levels, threaten to eliminate a plant or animal community, substantially reduce the number or restrict the range of a rare or endangered plant or animal or eliminate important examples of the major periods of California history or prehistory?	<input type="checkbox"/>	<input checked="" type="checkbox"/>	<input type="checkbox"/>	<input type="checkbox"/>
b. Does the project have impacts that are individually limited, but cumulatively considerable? ("Cumulatively considerable" means that the incremental effects of a project are considerable when viewed in connection with the effects of past projects, the effects of other current projects, and the effects of probable future projects.)	<input type="checkbox"/>	<input checked="" type="checkbox"/>	<input type="checkbox"/>	<input type="checkbox"/>
c. Does the project have environmental effects which will cause substantial adverse effects on human beings, either directly or indirectly?	<input type="checkbox"/>	<input checked="" type="checkbox"/>	<input type="checkbox"/>	<input type="checkbox"/>

3.21.1 Impact Analysis

- a. *Does the project have the potential to substantially degrade the quality of the environment, substantially reduce the habitat of a fish or wildlife species, cause a fish or wildlife population to drop below self-sustaining levels, threaten to eliminate a plant or animal community, substantially reduce the number or restrict the range of a rare or endangered plant or animal or eliminate important examples of the major periods of California history or prehistory?*

Implementation of the mitigation measures recommended in this IS/MND would ensure that construction and operation of the proposed project would not substantially degrade the quality of the environment; reduce the habitat, population, or range of a plant or animal species; or eliminate important examples of California history or prehistory.

- b. *Does the project have impacts that are individually limited, but cumulatively considerable? ("Cumulatively considerable" means that the incremental effects of a project are considerable when viewed in connection with the effects of past projects, the effects of other current projects, and the effects of probable future projects)?*

The potential impacts of the proposed project are individually limited and are not cumulatively considerable. Implementation of mitigation measures recommended in this report would reduce potentially significant impacts that could become cumulatively considerable.

- c. *Does the project have environmental effects which will cause substantial adverse effects on human beings, either directly or indirectly?*

The proposed project would be constructed and operated in accordance with all applicable regulations governing hazardous materials, noise, and geotechnical considerations. Because all potentially significant impacts of the proposed project are expected to be mitigated to less-than-significant levels, it is unlikely that implementation of the proposed project would cause substantial adverse effects on human beings. As a result, less-than-significant impacts would occur with implementation of the recommended mitigation measures.

This page intentionally left blank

4.0 REFERENCES

- California Air Resources Board, 2017. *California's 2017 Climate Change Scoping Plan*. November.
- California Building Standards Commission. 2019. 2019 CALGreen Code.
- California Department of Aeronautics. 2019. California Public Use Airports and Federal Airfields Map. January.
- California Department of Conservation. 2018. *Tulare County Important Farmland Map*. <https://maps.conservation.ca.gov/DLRP/CIFF/>. Accessed January 2024.
- California Department of Education. 2024. DataQuest Website. Available at: <https://www.cde.ca.gov/sdprofile/details.aspx?cde=54721160000000>. Accessed January 2024.
- California Department of Fish and Wildlife. 2024. BIOS Viewer. Available: <https://apps.wildlife.ca.gov/bios/> Accessed January 2024.
- California Office of Emergency Services. 2015. MyHazards. Available: <http://myhazards.caloes.ca.gov/>. Accessed January 2024.
- Caltrans (California Department of Transportation). 2013. *Transportation- and Construction-Induced Vibration Guidance Manual*. Sacramento, California: Caltrans Noise, Vibration and Hazardous Waste Management Office. September 2013.
- _____. 2017. Traffic Counts on Route 198-220. <https://dot.ca.gov/programs/traffic-operations/census/traffic-volumes/2017/route-198-220>. Accessed January 2024.
- ESRI. 2017. California Scenic Highways. Available at: <https://www.arcgis.com/apps/mapviewer/index.html?layers=f0259b1ad0fe4093a5604c9b838a486a>. Accessed January 6, 2024.
- National Pipeline Mapping System. 2019. Public Viewer. Available: <https://pvnpm.phmsa.dot.gov/PublicViewer/> Accessed January 2024.
- Padre Associates, Inc. 2022. Preliminary Environmental Assessment Report. October 28.
- San Joaquin Valley Air Pollution Control District. 2012. Small Project Analysis Level. Available: <https://www.valleyair.org/transportation/CEQA%20Rules/SPALTables61912.pdf>. Accessed January 2024.
- _____. 2017. Guide for Assessing and Mitigating Air Quality Impacts. March 2017.
- Sequoia Union Elementary School District. 2022. School Site Solutions CEQA Questionnaire. August 9.

Tulare County. 2010. Tulare County General Plan Recirculated Draft EIR. February 2010.

_____. 2012. 2030 Update Tulare County General Plan. August 2012.

_____. 2019. Draft Lemon Cove Community Plan.

_____. 2020. SB 743 Guidelines. June 8.

U.S. Fish and Wildlife Service. 2024. National Wetlands Inventory. Available:
<https://www.fws.gov/wetlands/data/mapper.html> Accessed January 2024.

This page intentionally left blank

APPENDIX A

This page intentionally left blank

APPENDIX B

This page intentionally left blank



SEQUOIA UNION | ELEMENTARY SCHOOL

Mr. Ken Horn
Superintendent/Principal

5 DISCUSSION & REPORTS: 5.1 Superintendents Report

Small School, Big Heart

23958 AVE 324/P.O. Box 44260
LEMON COVE, CA 93244-4260

PHONE: 559-564-2106
FAX 559-564-2136



Mr. Ken Horn
Superintendent/Principal

Superintendent Report

Spring Break came and went. It was a good time for students and families to take a break from school and to attend a family vacation or to just spend time together. I know our staff enjoyed the break, as did I.

We are now back for the final push of the school year and we will be finishing up all of our field trips; our Tulare County Office of Education Special Events like Poetry and Prose; our participation in the California National History Day Competition in Sacramento; our Girls and Boys Spring Sports of Softball and Baseball; our 8th grade trip to SoCal; State Testing; Water Day; and our 8th Grade Graduation. Spring is in the air, and it will be a great sprint to the end of the school year from this point onward.

We recently completed many interviews for open teaching positions for the 2024-25 school year and we look forward to working with an awesome team of Teachers for the coming school year.

Our Building Projects are continuing and we will have various updates for the School Board in tonight's meeting.

Small School, Big Heart



SEQUOIA UNION | ELEMENTARY SCHOOL

Mr. Ken Horn
Superintendent/Principal

5. DISCUSSION & REPORTS: 5.2 Report on Tk-K New Construction Project by Consultant Luke Smith

Small School, Big Heart

23958 AVE 324/P.O. Box 44260
LEMON COVE, CA 93244-4260

PHONE: 559-564-2106
FAX 559-564-2136



SEQUOIA UNION | **ELEMENTARY SCHOOL**

5. DISCUSSION & REPORTS: 5.3 FFA Report

Report on School FFA Program Activities: March-April 2024

Dear School Board Members,

I am pleased to present an overview of the activities and accomplishments of our Future Farmers of America (FFA) program over the past month. Here is a summary of key events and initiatives:

Career Development Events (CDE) Teams: Our FFA program is fielding three competitive teams in various career development events around the state this year. These teams include a meats evaluation and technology team, a livestock judging team, and a nursery landscape team.

Charter Instatement: It is with great pride that I announce the official instatement of our charter at the state FFA convention held in March. This milestone underscores the commitment and dedication of our students towards agricultural education and leadership development.

Student Agricultural Experience (SAE) Projects: Our students have commenced their SAE projects, marking the beginning of hands-on learning experiences that integrate classroom knowledge with real-world applications. Notably, students have undertaken projects involving the hatching of multiple chicks and ducks, fostering both agricultural education and elementary learning initiatives.

Upcoming Events: Looking ahead, our program is gearing up for the California State FFA Finals scheduled for the first weekend in May. We are diligently preparing our 3 teams to represent our school with excellence and pride on this prestigious platform. Furthermore, our May meeting will feature the election of our officer team for the 2024-2025 school year. This process signifies a crucial step in the leadership development of our students, shaping the future direction of our FFA program.

Student Representation and Engagement: I am delighted to report that two of our students served as delegates at the State FFA Convention, actively participating in committees tasked with making pivotal decisions for the state FFA association. This opportunity not only showcases the leadership capabilities of our students but also reinforces our program's commitment to fostering active citizenship and engagement.

In conclusion, the past month has been marked by significant achievements and milestones for our FFA program. As we continue to nurture the next generation of agricultural leaders, we remain steadfast in our dedication to providing enriching educational experiences that empower students to excel both inside and outside the classroom. Thank you for your continued support of our FFA program.

Sincerely,
Morgan Henson
Ag Teacher
Sequoia Union Elementary School



SEQUOIA UNION | ELEMENTARY SCHOOL

Mr. Ken Horn
Superintendent/Principal

5. DISCUSSION & REPORTS: 5.4 First Read of Board Policy 5127: Promotion Ceremony and Activities

Small School, Big Heart

23958 AVE 324/P.O. Box 44260
LEMON COVE, CA 93244-4260

PHONE: 559-564-2106
FAX 559-564-2136

PROMOTION CEREMONIES AND ACTIVITIES

Promotion ceremonies shall be held to recognize those students who have successfully completed the District's required course of study, satisfying district standards, and passing any required assessments. The Governing Board believes that participation in graduation ceremonies is a privilege for students and recognizes the significance of their achievement and encourages them to continue the pursuit of learning throughout their lives.

(cf. 6011 - Academic Standards)

(cf. 6143 - Courses of Study)

Students are expected to comply with District and school policies, regulations, and rules throughout the school year, including during promotion and related activities. Students may be removed from or prevented from attending promotion ceremonies for conduct that is disruptive or poses a risk to safety, or for failure to comply with District and school policies, regulations, and rules. Prior to denial of the privilege, the student, and where practicable his/her parent/guardian, shall be made aware of the grounds for such denial and shall be given an opportunity to respond. If a privilege is to be denied in advance of the ceremony, the student and parent/guardian shall receive written notice of the denied privilege and the means whereby he/she may appeal the decision.

(cf. 5131 - Conduct)

The Superintendent or designee may require students to wear ceremonial attire, such as cap and gown, at the promotion ceremony.

Attendance Requirements

Students must have a 94% attendance rate for their eighth grade year to participate in promotion ceremonies. Absences that will not be counted against students include those due to the following reasons:

1. Illness or medical appointment with verification from the healthcare provider indicating the need for the student's absence;
2. For the purpose of appearing in court pursuant to a subpoena;
3. For the purpose of attending the funeral services of a member of the student's immediate family; and
4. For participation in a school-sponsored activity.

District administration shall determine the documentation required to prove the absence was for a qualifying reason.

Legal Reference:

EDUCATION CODE

48904 Liability of parent or guardian; withholding of grades, diplomas, transcripts

COURT DECISIONS

Cole v. Oroville Union High School District, (2000, 9th Cir.) 228 F.3d 1092

Santa Fe Independent School District v. Doe, (2000) 530 U.S. 290

Lee v. Weisman, (1992) 505 U.S. 577

Sands v. Morongo Unified School District, (1991) 53 Cal. 3d 863

Lemon v. Kurtzman, (1971) 403 U.S. 602

Policy
adopted: _____

SEQUOIA UNION ELEMENTARY SCHOOL DISTRICT
Lemon Cove, California



5. DISCUSSION & REPORTS: 5.5 Business Report



SEQUOIA UNION | ELEMENTARY SCHOOL

Business Report

EDGARDO MONROY, MBA

DISTRICT BUSINESS MANAGER

APRIL 11, 2024

Agenda

- Enrollment
- Attendance
- Budget Reports
- Vendor Payments
- Payroll
- Bank Account Balances
- Questions

Enrollment Summary by Grade

02/12/2024 to 03/08/2024 = 18 school days

Grade	Carry FWD	Gain	Loss	Enrollment End Period
TK-K	55	0	2	53
1	46	0	0	46
2	31	0	0	31
3	42	0	1	41
4	45	0	0	45
5	38	0	1	37
6	44	0	0	44
7	44	0	0	44
8	36	0	1	35
TOTAL	381	0	5	376

Attendance Summary by Grade

02/12/2024 to 03/08/2024 = 18 school days

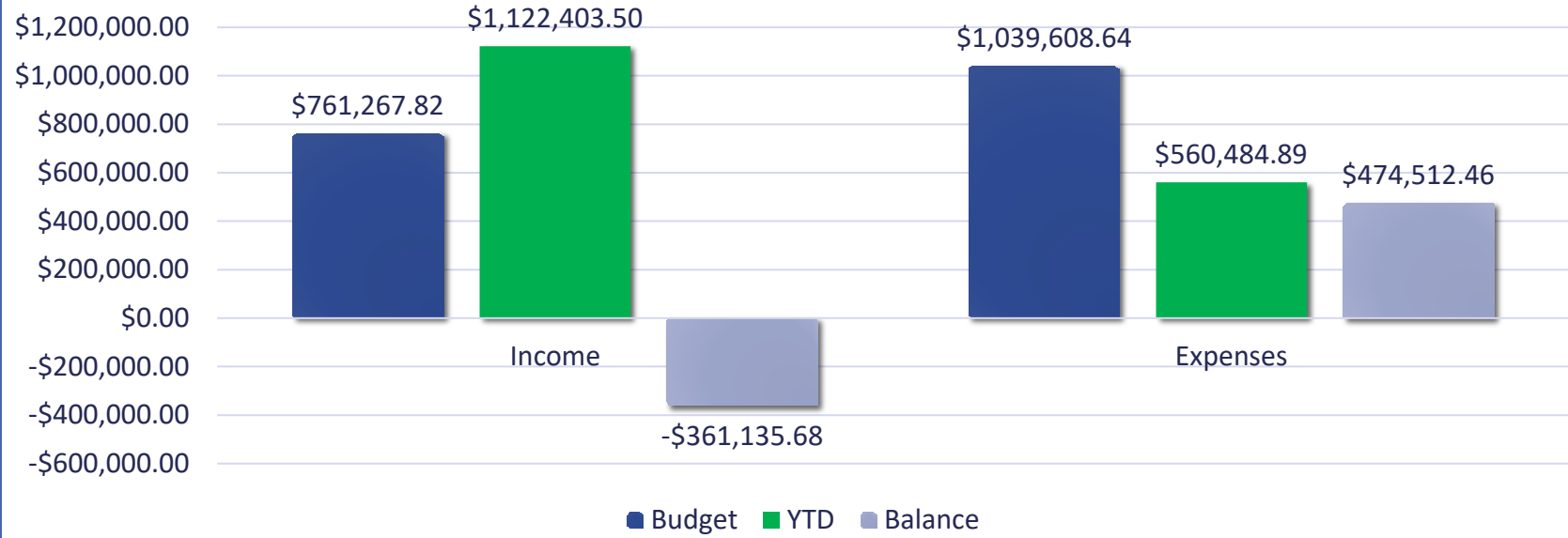
Grade	Actual Days	Days N/E	Days Absent	Days Attended	ADA Percent
TK-K	990	13	31	946	96.83%
1	828	0	37	791	95.53%
2	558	0	37	521	93.37
3	756	10	49	697	93.43%
4	810	0	53	757	93.46
5	684	10	38	636	94.36%
6	792	0	43	749	94.57%
7	792	0	34	758	95.71%
8	648	14	73	561	88.49%
				AVERAGE	93.97%

Budget Reports

- FUND 01 DISTRICT BUDGET
- FUND 09 CHARTER BUDGET
- FUND 130 CAFETERIA BUDGET
- FUND 251 DEVELOPER FEES

District Fund 010

As of March 31, 2024



42 - Sequoia Union Elementary School District

BUDGET REPORT

BDG113

4/8/2024

Page 19 of 19

FY: 2024

9:38:32AM

FROM: 3/1/2024 TO 3/31/2024

FUND: 010 - General Fund

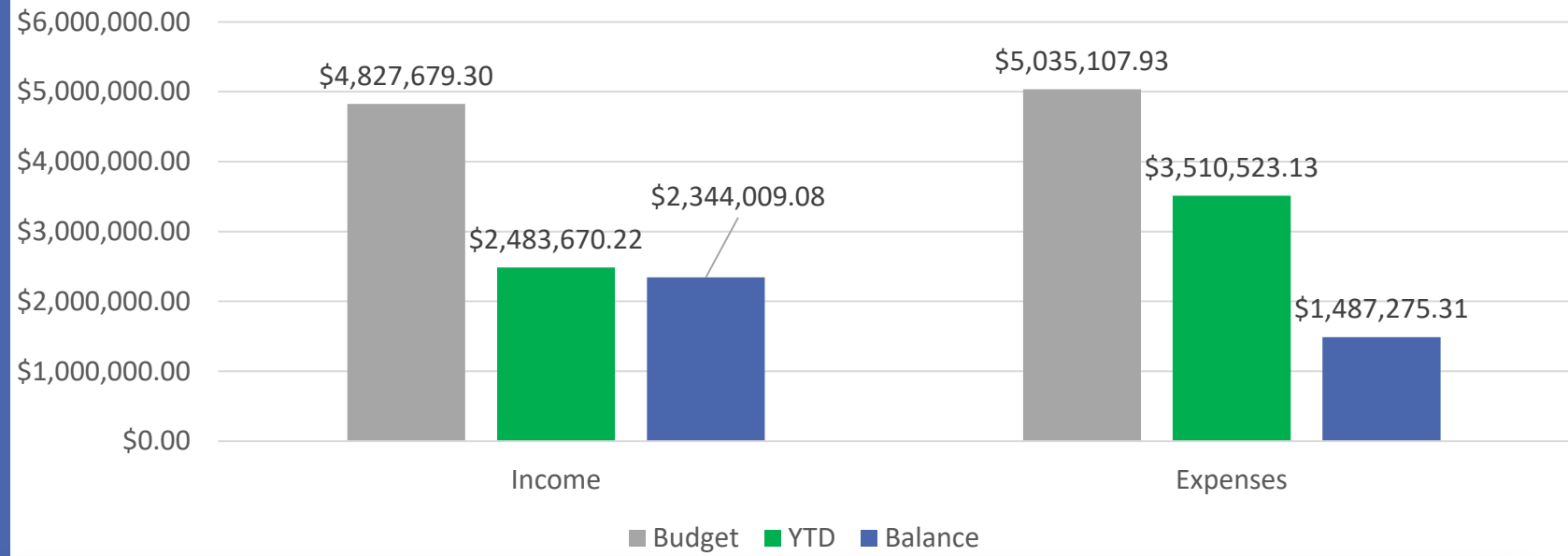
FD	RE	PY	GO	FN	OB	SI	L2	UNENCUMBERED			
								Working	Current	Year To Date	%

SUMMARY FOR 010 - GENERAL FUND

	Current	Year To Date	%	Encumbered	Balance	%
TOTAL: INCOME	761,267.82	153,166.49	1,122,403.50	147.44	0.00	(361,135.68) 0.00
TOTAL: 1000-5000	899,166.86	73,108.79	533,308.91	59.31	1,113.51	364,744.44 40.56
TOTAL: 1000-6000	912,164.64	73,108.79	542,808.91	59.51	4,611.29	364,744.44 39.99
TOTAL: EXPENSES	1,039,608.64	75,640.19	560,484.89	53.91	4,611.29	474,512.46 45.64

Charter Fund 090

As of March 31, 2024



42 - Sequoia Union Elementary School District

BUDGET REPORT

BDG113

4/8/2024

Page 21 of 21

FY: 2024

9:39:37AM

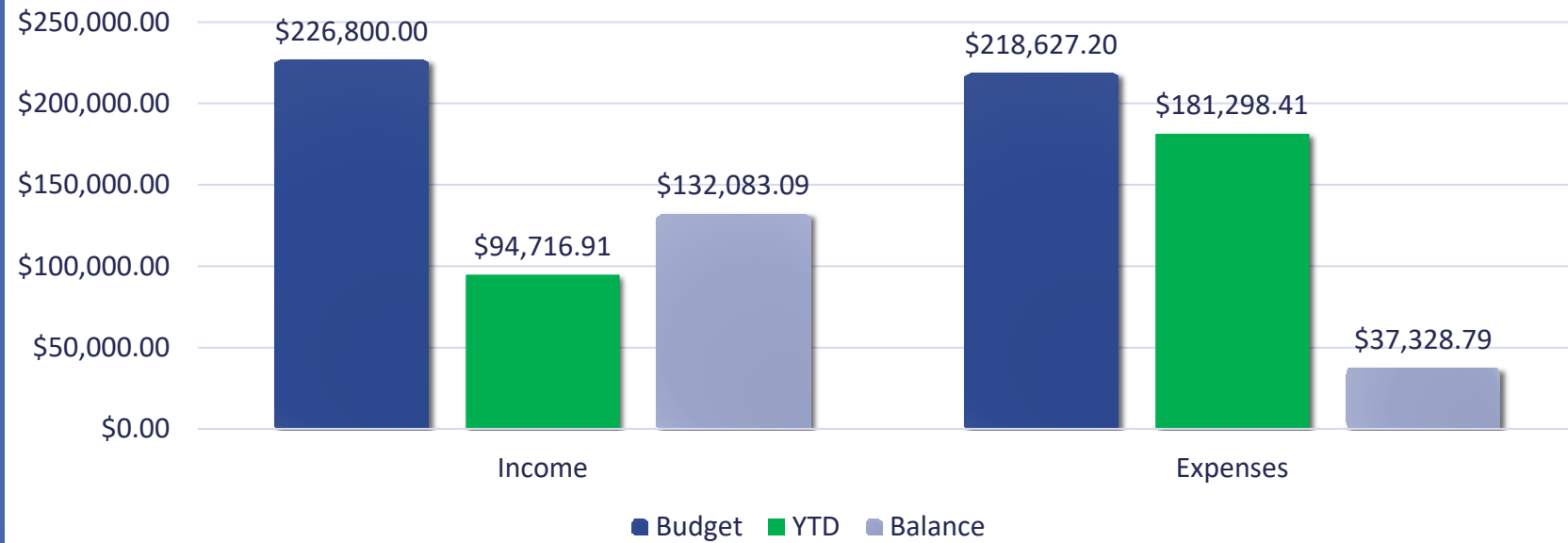
FROM: 3/1/2024 TO 3/31/2024

FUND: 090 - Charter Schools Special Revenue Fund

FD	RE	PY GO	FN	OB	SI L2	UNENCUMBERED						
						Working	Current	Year To Date	%	Encumbered	Balance	%
SUMMARY FOR 090 - CHARTER SCHOOLS SPECIAL REVENUE FUND												
						Current	Year To Date	%	Encumbered	Balance	%	
						4,827,679.30	2,483,670.22	51.45	0.00	2,344,009.08	48.55	
						4,984,507.70	3,482,819.21	69.87	9,009.26	1,492,679.23	29.95	
						5,012,807.93	3,482,819.21	69.48	37,309.49	1,492,679.23	29.78	
						5,035,107.93	3,510,523.13	69.72	37,309.49	1,487,275.31	29.54	

Cafeteria Fund 130

As of March 31, 2024



42 - Sequoia Union Elementary School District

BUDGET REPORT

BDG113

4/8/2024

Page 4 of 4

FY: 2024

9:40:42AM

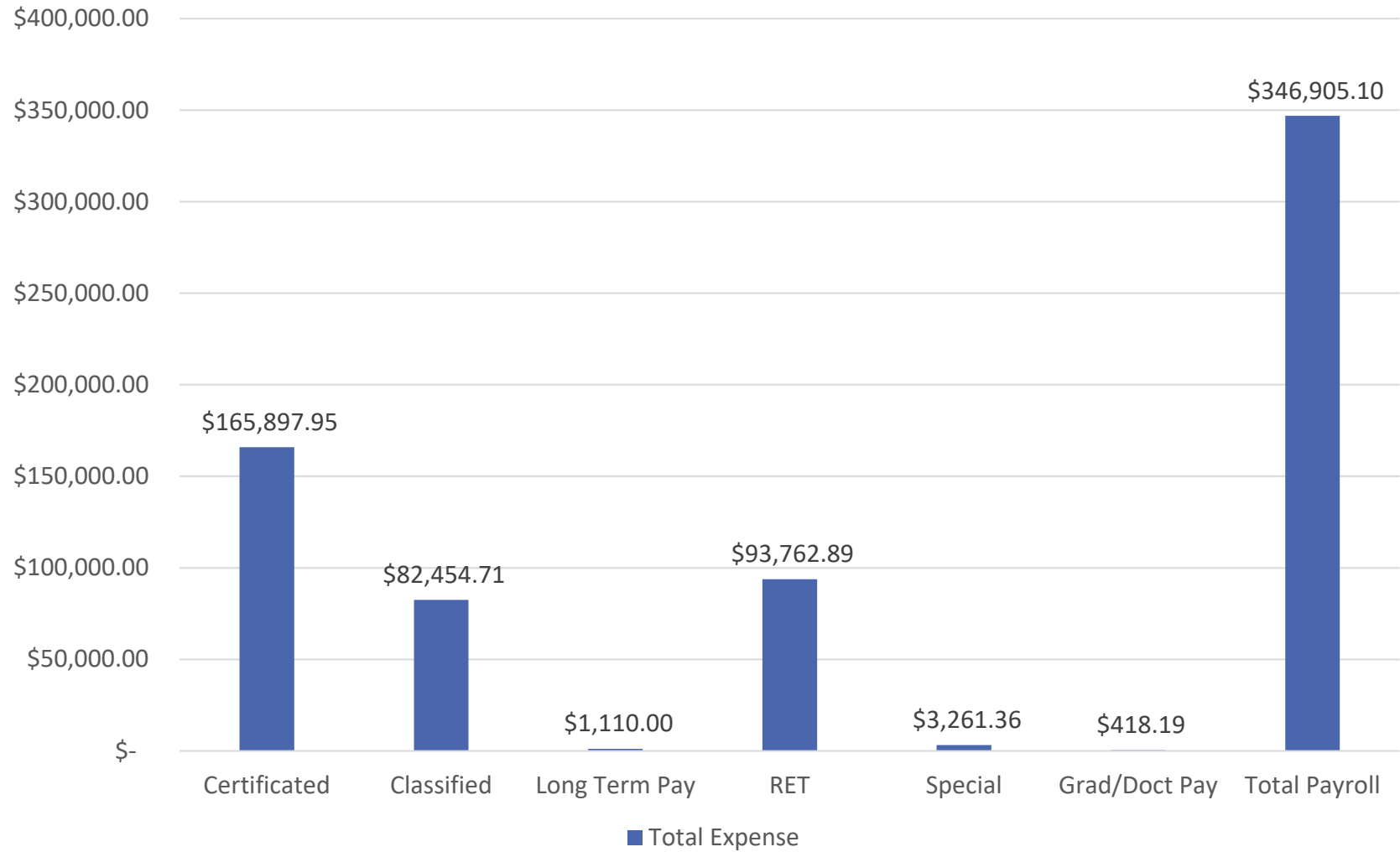
FROM: 3/1/2024 TO 3/31/2024

FUND: 130 - Cafeteria Special Revenue Fund

FD	RE	PY	GO	FN	OB	SI	L2					UNENCUMBERED			
								Working	Current	Year To Date	%	Encumbered	Balance	%	
SUMMARY FOR 130 - CAFETERIA SPECIAL REVENUE FUND															
								Current	Year To Date	%	Encumbered	Balance	%		
								TOTAL: INCOME	226,800.00	0.00	94,716.91	41.76	0.00	132,083.09	58.24
								TOTAL: 1000-5000	212,555.20	30,269.14	181,298.41	85.29	0.00	31,256.79	14.71
								TOTAL: 1000-6000	212,555.20	30,269.14	181,298.41	85.29	0.00	31,256.79	14.71
								TOTAL: EXPENSES	218,627.20	30,269.14	181,298.41	82.93	0.00	37,328.79	17.07

March Payroll

Payroll Expense by Category

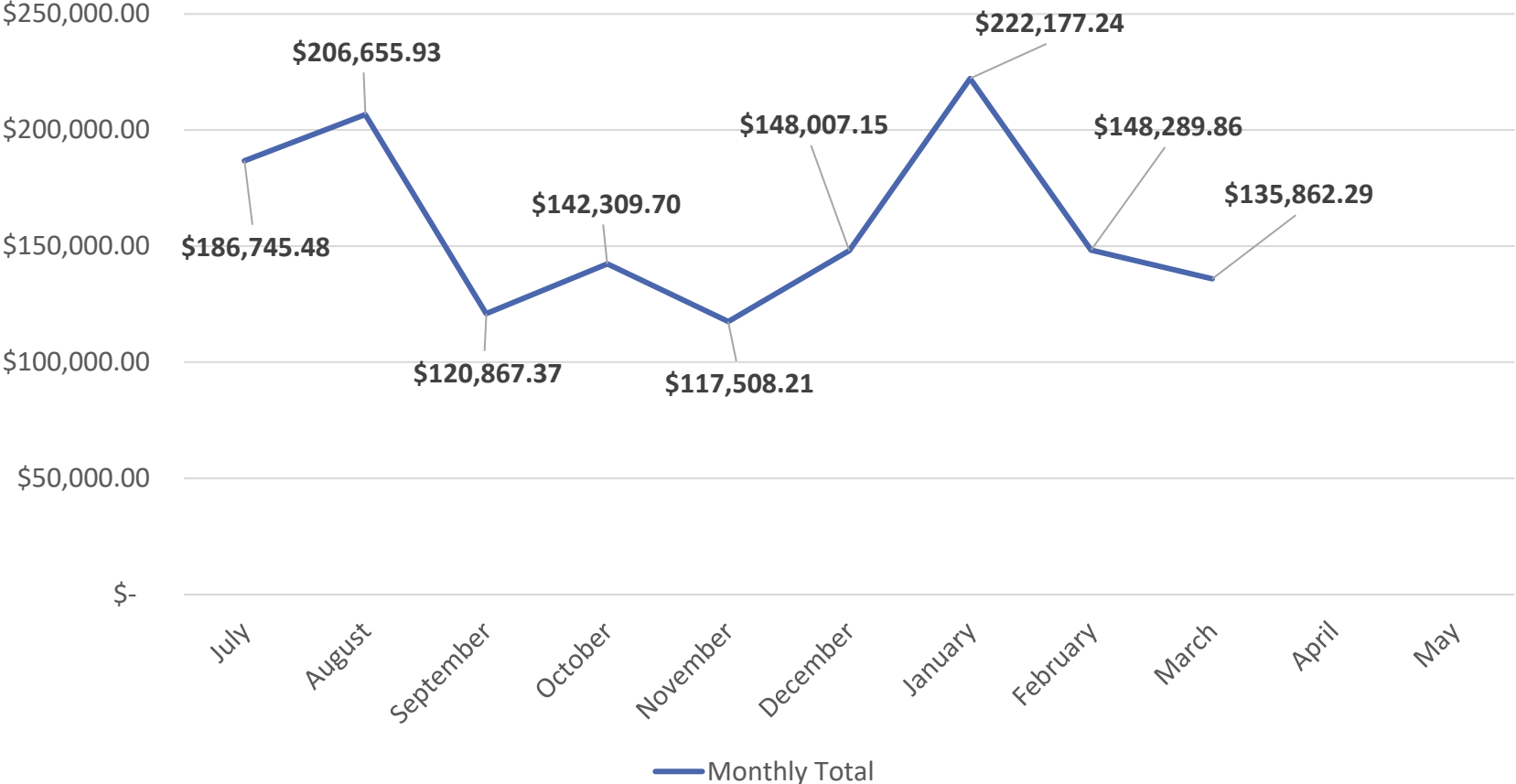


March Vendor Payments

Date	Amount
03/07/2024	\$96,119.03
03/14/2024	\$15,098.25
03/27/2024	\$24,645.01
Total	\$135,862.29

Vendor Payments by Month

As of March 31, 2024



Bank Reconciliation Balances

Revolving Account
\$2,077.95



Student Body Account
\$12,441.17

Questions



5. DISCUSSION & REPORTS: 5.6 LCAP Stakeholder Surveys

Climate and Culture Staff Survey

Sequoia Union Elementary School 2024



Context of the Survey

- This year 40 out of 50 staff members took the survey. This represents 80% of the staff, **the highest percentage of staff we have ever had take part in the survey.**
- Staff took the survey on a new survey platform called Kelvin.
- Each question was professionally written by the CORE Data Collaborative or the U.S. Department of Education.
- **Survey answers are anonymous.** Completion status information for each staff members is available, but not their answers to any of the questions.

Context of the Survey

- Three questions about “staff attitudes” and “instructional environment” were removed from the previous year.
- Six questions dealing with these same domains were added. The added questions addressed the issues of “staff attitudes” and “instructional environment” in a more straightforward way and the hope is that they will yield more actionable results.
- One question about rules was also added and a different version of a previous question categorized as “School Participation” was used.

Context of the Survey

- The percentages you will see are shown in terms of “favorability”. Favorability is the number of staff members who answered the top two most positive answers on a Likert scale.
- In the context of this survey, the higher the percentage, the better.
- Here are some examples from the survey to demonstrate this concept:
 - “This school is a supportive and inviting place for students to learn,” 90% of staff chose “agree” or “strongly agree” giving this answer a 90% favorability rating.
 - “At this school, how much of a problem is harassment or bullying among students” 35% of staff members chose the answers “insignificant problem” or “mild problem” giving this answer a 35% favorability rating (65% of respondents believe the problem is “moderate” or “severe”).



Climate of Support for Academic Learning

Climate of Support for Academic Learning

The strongest area of our school culture based on staff ratings is the **climate of support for academic learning**. While some favorability percentages went down, this **remains the highest rated domain for staff**. This was also the highest rated domain on the student survey, showing that Sequoia Union's dedication to serving the needs of students remains strong.

Climate of Support for Academic Learning	2023	2024
This school is a supportive and inviting place for students to learn.	94%	90%
This school sets high standards for academic performance for all students.	77%	70%
This school promotes academic success for all students.	83%	75%
This school emphasizes helping students academically when they need it.	83%	68%
This school emphasizes teaching lessons in ways relevant to students.	74%	83%

Question

Favorable

Climate of Support for Academic Learning

This school is a supportive and inviting place for students to learn.

90%



40 Responses • 0 Comments

This school emphasizes teaching lessons in ways relevant to students

83%



40 Responses • 1 Comments

This school promotes academic success for all students.

75%



40 Responses • 0 Comments

This school sets high standards for academic performance for all students

40 Responses • 1 Comments

70%



This school emphasizes helping students academically when they need it.

40 Responses • 1 Comments

68%





Knowledge and Fairness of Discipline,
Rules and Norms

Knowledge & Fairness of Discipline Rules & Norms

While many answers in this domain were roughly similar to last year, two questions stand out. There was an 11% drop in staff answering that they “strongly agree” or “agree” with the statement “Adults at this school treat all students with respect”.

Knowledge and Fairness of Discipline, Rules and Norms	2023	2024
This school clearly communicates to students the consequences of breaking school rules.	34%	35%
Rules in this school are made clear to students.	60%	55%
Students know how they are expected to act.	77%	70%
Students know what the rules are.	80%	80%
This school makes it clear how students are expected to act.	57%	68%
This school handles discipline problems fairly.	29%	25%
This school effectively handles student discipline and behavioral problems.	17%	15%
Adults at this school treat all students with respect.	66%	55%
The school rules are fair.	83%	88%
Staff at this school are clearly informed about school policies and procedures.		43%

Knowledge & Fairness of Discipline Rules & Norms

Only 15% of staff answered that they “strongly agree” or “agree” with the statement “This school effectively handles student discipline and behavioral problems”. Like most schools in California, these results show that we continue to struggle with discipline and behavior problems.

Knowledge and Fairness of Discipline, Rules and Norms	2023	2024
This school clearly communicates to students the consequences of breaking school rules.	34%	35%
Rules in this school are made clear to students.	60%	55%
Students know how they are expected to act.	77%	70%
Students know what the rules are.	80%	80%
This school makes it clear how students are expected to act.	57%	68%
This school handles discipline problems fairly.	29%	25%
This school effectively handles student discipline and behavioral problems.	17%	15%
Adults at this school treat all students with respect.	66%	55%
The school rules are fair.	83%	88%
Staff at this school are clearly informed about school policies and procedures.		43%

Question

Favorable

Knowledge & fairness of discipline, rules & norms

The school rules are fair.

40 Responses • 0 Comments

88%



Students know what the rules are.

40 Responses • 0 Comments

80%



Students know how they are expected to act.

40 Responses • 0 Comments

70%



This school makes it clear how students are expected to act.

40 Responses • 0 Comments

68%



Rules in this school are made clear to students.

40 Responses • 0 Comments

55%



Adults at this school treat all students with respect.

40 Responses • 0 Comments


55%



This school clearly communicates to students the consequences of breaking school rules.

40 Responses • 0 Comments


35%



This school handles discipline problems fairly.

40 Responses • 0 Comments

25%



This school effectively handles student discipline and behavioral problems.

40 Responses • 0 Comments

15%





Sense of Safety

Sense of Safety

This domain had some of the most significant drops in the survey and the single lowest favorability item indicating that disruptive, disrespectful and bullying behaviors are on the rise on our campus. On the student survey, all Sense of Safety domain questions dropped in their favorability rating, indicating that **this is a problem both students and staff agree on.**

Sense of Safety	2023	2024
At this school, how much of a problem is harassment or bullying among students?	63%	38%
At this school, how much of a problem is physical fighting between students?	77%	85%
At this school, how much of a problem is disruptive student behavior?	14%	10%
At this school, how much of a problem is racial/ethnic conflict among students?	74%	88%
At this school, how much of a problem is lack of respect of staff by students?	49%	30%
I feel safe at this school	71%	82%

Question

Questions about Safety

Favorable

At this school, how much of a problem is racial/ethnic conflict among students?

88%



40 Responses • 0 Comments

At this school, how much of a problem is physical fighting between students?

85%



40 Responses • 0 Comments

At this school, how much of a problem is harassment or bullying among students?


38%



40 Responses • 0 Comments

At this school, how much of a problem is lack of respect of staff by students?


30%



40 Responses • 0 Comments

At this school, how much of a problem is disruptive student behavior?

10%



40 Responses • 0 Comments

I feel safe at this school.

82%



39 Responses • 0 Comments



Belonging and Satisfaction School Participation

Belonging and Satisfaction

The largest single item drop in favorability rating was the score staff gave to the item “Adults at this school support and treat each other with respect”. Only 45% of respondents answered “nearly all adults” or “most adults,” down 29% from last year.

Belonging and Satisfaction	2023	2024
This school promotes trust and collegiality among staff.	71%	55%
This school is a supporting and inviting place to work.	86%	75%
Adults at this school support and treat each other with respect.	74%	45%

Questions about Belonging and Satisfaction

Question

Favorable

This school is a supporting and inviting place to work.

75%



40 Responses • 0 Comments

This school promotes trust and collegiality among staff.

55%



40 Responses • 0 Comments

Adults at this school support and treat each other with respect.

45%




40 Responses • 0 Comments

School Participation

This question was worded slightly differently in previous years. The verbage used last year and the new phrasing can both be seen in the spreadsheet snip.

School Participation	2023	2024
This school promotes personnel participation in decision making/ Adminstrators involve staff in decision making	74%	53%





New this Year:
Staff Attitudes & Instructional
Environment

Question

Favorable

Staff Attitudes & Instructional Environment

When new initiatives to improve teaching are presented at your school, how supportive are your colleagues?


23%



39 Responses • 0 Comments

How positive are the attitudes of your colleagues?

20%



40 Responses • 0 Comments

Teachers at this school feel responsible to help each other do their best.

64%



39 Responses • 1 Comments

Question

Favorable

To what extent are teachers trusted to teach in the way they think is best?

64%



36 Responses • 0 Comments

How optimistic are you that your school will improve in the future?


38%



40 Responses • 0 Comments

Overall, how positive is the working environment at your school?

25%



40 Responses • 0 Comments

Trends in Comments

- 6 mentions of disruptive students, need for discipline, uneven discipline 5 Mentions of Negative, toxic, disrespectful staff (to both staff and students)
- 3 mentions of teachers feeling demoralized, defeated
- 2 Mentions of staff not fulfilling duties with no consequences
- 2 mentions of need for uniform consequences



Results Comparison: CORE Data Collaborative

Overall Favorability

- Sequoia Union Climate and Culture Staff Survey 2024
 - Overall Favorability 57%
- Sequoia Union Climate and Culture Elementary Student Survey 2024
 - Overall Favorability 71%
- Sequoia Union Climate and Culture Family Survey 2024
 - Overall Favorability 74%

Network

District

School Level

School Type

CORE Data Collaborative ▾

Network Overall ▾

ES ▾

▾

Index Results: Social-Emotional & Culture-Climate Domain (All Students)

	Metric Result 2021-22	Metric Result 2022-23	Change in Metric Performance from 2021-22 to 2022-23
Chronic Absenteeism *	36.7% Chronically Absent 2022	29.8% Chronically Absent 2023	-6.9%
Suspension Rates (includes students suspended and/or expelled) *	1.3% Suspended (and/or Expelled) 2022	1.7% Suspended (and/or Expelled) 2023	0.4%
Culture and Climate: FAMILY Overall	94% Percent Favorable 2022	94% Percent Favorable 2023	0.0%
Culture and Climate: STAFF Overall	84% Percent Favorable 2022	83% Percent Favorable 2023	-1.0%
Culture and Climate: STUDENT Overall	74% Percent Favorable 2022	73% Percent Favorable 2023	-1.0%

Analysis

- Results from both students and staff show a student behavior situation that is eroding the attitudes of all parties on campus.
- Student behavior is not dealt with effectively and this in turn affects student and teacher morale. Peer relationships for staff and students fray under the stress of school chaos and lack of consequences.
- We are limited in what we can do under state law. We need to focus on what we can do within legal parameters to deal with student behaviors and low campus morale.

Next Steps

- Adding a Climate and Culture goal to the next LCAP cycle will force us to engage with this question on an institutional level over the next three years.
- Investing in actions such as training and programs that facilitate changing school culture for all staff *and* students can help.
- Utilizing and working with our community can multiply our power and our resources. Our supportive parents are one of our greatest strengths.

Thank You!

Climate and Culture Elementary Student Survey

Sequoia Union Elementary School 2024
Grades 4 - 8



Context of the Survey

- This year 193 students in grades 4-8 took the survey. This represents 94% of the student body in these grades, the highest percentage of students we have ever had take part in the survey.
- This year students took the survey on a new platform called Kelvin.
- Each question was professionally written by the CORE Data Collaborative or the U.S. Department of Education.
- Survey answers are anonymous. Completion status information for each student is available, but not their answers to any of the questions.

Context of the Survey

- Most survey questions were exactly the same as those given to students in the previous two school years.
- Five questions were removed from the survey that did not seem to contribute to meaningful actionable data. These questions were not used to measure any actions on the LCAP.
- Three questions were added about “Environmental Fitness for Learning” at home. These questions were meant to try and get a better picture of students’ ability to do schoolwork at home.

Context of the Survey

- The percentages you will see are shown in terms of “favorability”. Favorability is the number of students who answered the top two most positive answers on a Likert scale.
- For some questions this can be a “yes” answer, such as “I can earn an A in all my classes” (74% of kids answered “completely confident” or “mostly confident”).
- In some cases this can be a “no” answer such as “Do other kids steal or damage your things such as your clothing or your books” (84% of kids answered “no never” or “some of the time).
- Just know, in this case, the higher the percentage, the better.

Context of the Survey

- Questions are divided into “Domains”
 - Climate and Support for Academic Learning
 - Knowledge and Fairness of Discipline Rules and Norms
 - Sense of Belonging - School Connectedness
 - Sense of Safety
 - Growth Mindset
 - Self Management
 - Self-Efficacy (*an individual's belief in his or her capacity to execute behaviors necessary to produce specific performance attainments*)
 - Environmental Fitness for Learning (*at home*)
 - School Climate/Culture

Data Story:

High Marks for Climate of Support for
Academic Learning



Climate of Support for Academic Learning

Our students continue to recognize the incredible amounts of time and effort their teachers put forth each day. This domain has the **highest favorability ratings** of all the domains.

Climate of Support for Academic Learning	2023	2024
Do adults at school encourage you to work hard so you can be successful?	82%	85%
Do your teachers work hard to help you with your schoolwork when you need it?	88%	86%
Do teachers give students a chance to take part in classroom discussions or activities?	86%	86%
Do teachers go out of their way to help students?	84%	86%

Question

Favorable

Climate of Support for Academic Learning

Do your teachers work hard to help you with your schoolwork when you need it?

86%



187 Responses • 0 Comments

Do teachers give students a chance to take part in classroom discussions or activities?

86%



186 Responses • 0 Comments

Do teachers go out of their way to help students?

86%



186 Responses • 0 Comments

Do adults at school encourage you to work hard so you can be successful?

85%



186 Responses • 0 Comments

Data Story:

Holding Steady

Self-Efficacy & Sense of Belonging



Data Comparison: 2023 to 2024

The favorability percentages in these domains either went up, were the same, or went down by 4% points or less. One can look at scores for these domains as “holding steady”

Self-Efficacy	2023	2024
I can earn an A in my classes.	74%	74%
I can do well on all my tests, even when they're difficult.	62%	62%
I can master the hardest topics in my classes.	53%	52%
I can meet all the learning goals my teachers set.	69%	65%

Sense of Belonging - School Connectedness	2023	2024
Do you feel close to people at school?	75%	76%
Are you happy to be at this school?	73%	70%
Do you feel like you are part of this school?	68%	77%
Do teachers treat students fairly at school?	75%	75%

Question

Questions about Self-Efficacy

Favorable

I can earn an A in my classes.

186 Responses • 0 Comments

74%



I can meet all the learning goals my teachers set.

188 Responses • 0 Comments

65%



I can do well on all my tests, even when they're difficult.

187 Responses • 0 Comments

62%



I can master the hardest topics in my classes.

188 Responses • 0 Comments

52%



Question

Sense of Belonging - School Connectedness

Favorable

Do you feel like you are part of this school?

77%



186 Responses • 0 Comments

Do you feel close to people at school?

76%



185 Responses • 0 Comments

Do teachers treat students fairly at school?

75%



186 Responses • 0 Comments

Are you happy to be at this school?


70%



184 Responses • 0 Comments

Data Story:


Declines in Student Self-Management



Self-Management

Favorability percentages for all five questions about student self-management went down significantly. This domain showed the biggest drop in scores.

Self-Management	2023	2024
I come to class prepared.	90%	79%
I remember and follow directions.	84%	71%
I get my work done right away instead of waiting until the last minute.	69%	60%
I pay attention, even when there are distractions.	66%	53%
I stay calm even when others bother or criticize me.	64%	55%



Question

Favorable

Questions about Self Management

I come to class prepared.

79%



189 Responses • 0 Comments

I remember and follow directions.

71%



182 Responses • 0 Comments

I get my work done right away
instead of waiting until the last
minute.

60%



187 Responses • 0 Comments

**I stay calm even when others bother
or criticize me.**

187 Responses • 0 Comments

55%



**I pay attention, even when there are
distractions.**


187 Responses • 0 Comments

53%



Data Story:

Declines in School Climate & Culture,
Sense of Safety



School Climate and Culture

The percentage of students saying that they like school declined by 10% from 2023 to 2024.


School climate / culture	2023	2024
In general, would you say that you like school?	61%	51%



Sense of Safety

All favorability percentages in this domain went down. The biggest single drop in the entire survey (15%) came from the question “Do other kids at school spread mean rumors or lies about you?”

Sense of Safety	2023	2024
Do other kids hit or push you at school when they are not just playing around?	86%	73%
Do other kids at school spread mean rumors or lies about you?	79%	64%
Do other kids at this school ever tease you about what your body looks like?	81%	76%
Do other kids steal or damage your things, like your clothing or your books?	88%	84%
How safe do you feel when you are at school?	73%	69%



Question

Questions about Safety

Favorable

Do other kids steal or damage your things, like your clothing or your books?

84%



185 Responses • 0 Comments

Do other kids at this school ever tease you about what your body looks like?

76%



184 Responses • 0 Comments

Do other kids hit or push you at school when they are not just playing around?

73%



186 Responses • 0 Comments

How safe do you feel when you are at school?

185 Responses • 0 Comments

69%



Do other kids at school spread mean rumors or lies about you?

185 Responses • 0 Comments

64%



Inconsistent Results:

Growth Mindset, Knowledge & Fairness of
Discipline, Rules and Norms



Growth Mindset, Knowledge & Fairness of Discipline Rules and Norms

Results in these two domains did not create a consistent picture, either positive or negative. This could mean that students are unsure what the question is asking or are unsure of how to answer.

Knowledge and fairness of discipline, rules and norms	2023	2024
Does this school clearly tell students what would happen if they break school rules?	77%	83%
Are rules in this school made clear to students?	77%	80%
Do students know how they are expected to act?	88%	78%
Do students know what the rules are?	85%	82%

Growth Mindset	2023	2024
I can change my intelligence with hard work.	64%	75%
I can increase my intelligence by challenging myself.	82%	75%
I am capable of learning anything.	81%	76%
I can do well in a subject even if I am not naturally good at it.	68%	65%



Question

Questions about Growth Mindset

Favorable

I am capable of learning anything.

187 Responses • 0 Comments

76%



I can change my intelligence with hard work.

188 Responses • 0 Comments

75%



I can increase my intelligence by challenging myself.

185 Responses • 0 Comments

75%



I can do well in a subject even if I am not naturally good at it.

184 Responses • 0 Comments

65%



Question Favorable

Knowledge & fairness of discipline, rules & norms

Does this school clearly tell students what would happen if they break school rules?

83%



184 Responses • 0 Comments

Do students know what the rules are?

82%



185 Responses • 0 Comments

Are rules in this school made clear to students?

80%



185 Responses • 0 Comments

Do students know how they are expected to act?

78%



185 Responses • 0 Comments

New this Year:
Environmental Fitness for Learning



NEW!

Question

Favorable

Environmental Fitness For Learning

At home, is there an adult who helps you with your school work if you need it?

68%



186 Responses • 0 Comments

At home, is there a space where you can focus on schoolwork?


66%



187 Responses • 0 Comments

When you are not in school, do you take care of anyone in your family such as siblings, parents and/or grandparents?

39%



186 Responses • 0 Comments

Analysis

- Clearly, students recognize how hard teachers are working as reflected in their answers to the Climate of Support for Academic Learning questions.
- These students seem to recognize, however, that they are lacking skills or effort through the decline in their answers to questions about Self Management and in their recognition that student behavior is worsening as shown in their answers to Sense of Safety questions .

Next Steps

- Students need programs or activities that can help them to increase their confidence and skills in the area of Self Management.
- Sequoia Union needs to consider a new approach to disruptive and harmful student behaviors. This approach would be best if it addressed both education about harmful behaviors (bullying, see something say something) and consequences for negative behaviors.

Climate and Culture Staff Survey

Sequoia Union Elementary School 2024



Context of the Survey

- This year 40 out of 50 staff members took the survey. This represents 80% of the staff, **the highest percentage of staff we have ever had take part in the survey.**
- Staff took the survey on a new survey platform called Kelvin.
- Each question was professionally written by the CORE Data Collaborative or the U.S. Department of Education.
- **Survey answers are anonymous.** Completion status information for each staff members is available, but not their answers to any of the questions.

Context of the Survey

- Three questions about “staff attitudes” and “instructional environment” were removed from the previous year.
- Six questions dealing with these same domains were added. The added questions addressed the issues of “staff attitudes” and “instructional environment” in a more straightforward way and the hope is that they will yield more actionable results.
- One question about rules was also added and a different version of a previous question categorized as “School Participation” was used.

Context of the Survey

- The percentages you will see are shown in terms of “favorability”. Favorability is the number of staff members who answered the top two most positive answers on a Likert scale.
- In the context of this survey, the higher the percentage, the better.
- Here are some examples from the survey to demonstrate this concept:
 - “This school is a supportive and inviting place for students to learn,” 90% of staff chose “agree” or “strongly agree” giving this answer a 90% favorability rating.
 - “At this school, how much of a problem is harassment or bullying among students” 35% of staff members chose the answers “insignificant problem” or “mild problem” giving this answer a 35% favorability rating (65% of respondents believe the problem is “moderate” or “severe”).



Climate of Support for Academic Learning

Climate of Support for Academic Learning

The strongest area of our school culture based on staff ratings is the **climate of support for academic learning**. While some favorability percentages went down, this **remains the highest rated domain for staff**. This was also the highest rated domain on the student survey, showing that Sequoia Union's dedication to serving the needs of students remains strong.

Climate of Support for Academic Learning	2023	2024
This school is a supportive and inviting place for students to learn.	94%	90%
This school sets high standards for academic performance for all students.	77%	70%
This school promotes academic success for all students.	83%	75%
This school emphasizes helping students academically when they need it.	83%	68%
This school emphasizes teaching lessons in ways relevant to students.	74%	83%

Question

Favorable

Climate of Support for Academic Learning

This school is a supportive and inviting place for students to learn.

90%



40 Responses • 0 Comments

This school emphasizes teaching lessons in ways relevant to students

83%



40 Responses • 1 Comments

This school promotes academic success for all students.

75%



40 Responses • 0 Comments

This school sets high standards for academic performance for all students

40 Responses • 1 Comments

70%



This school emphasizes helping students academically when they need it.

40 Responses • 1 Comments

68%





Knowledge and Fairness of Discipline,
Rules and Norms

Knowledge & Fairness of Discipline Rules & Norms

While many answers in this domain were roughly similar to last year, two questions stand out. There was an 11% drop in staff answering that they “strongly agree” or “agree” with the statement “Adults at this school treat all students with respect”.

Knowledge and Fairness of Discipline, Rules and Norms	2023	2024
This school clearly communicates to students the consequences of breaking school rules.	34%	35%
Rules in this school are made clear to students.	60%	55%
Students know how they are expected to act.	77%	70%
Students know what the rules are.	80%	80%
This school makes it clear how students are expected to act.	57%	68%
This school handles discipline problems fairly.	29%	25%
This school effectively handles student discipline and behavioral problems.	17%	15%
Adults at this school treat all students with respect.	66%	55%
The school rules are fair.	83%	88%
Staff at this school are clearly informed about school policies and procedures.		43%

Knowledge & Fairness of Discipline Rules & Norms

Only 15% of staff answered that they “strongly agree” or “agree” with the statement “This school effectively handles student discipline and behavioral problems”. Like most schools in California, these results show that we continue to struggle with discipline and behavior problems.

Knowledge and Fairness of Discipline, Rules and Norms	2023	2024
This school clearly communicates to students the consequences of breaking school rules.	34%	35%
Rules in this school are made clear to students.	60%	55%
Students know how they are expected to act.	77%	70%
Students know what the rules are.	80%	80%
This school makes it clear how students are expected to act.	57%	68%
This school handles discipline problems fairly.	29%	25%
This school effectively handles student discipline and behavioral problems.	17%	15%
Adults at this school treat all students with respect.	66%	55%
The school rules are fair.	83%	88%
Staff at this school are clearly informed about school policies and procedures.		43%

Question

Favorable

Knowledge & fairness of discipline, rules & norms

The school rules are fair.

40 Responses • 0 Comments

88%



Students know what the rules are.

40 Responses • 0 Comments

80%



Students know how they are expected to act.

40 Responses • 0 Comments

70%



This school makes it clear how students are expected to act.

40 Responses • 0 Comments

68%



Rules in this school are made clear to students.

40 Responses • 0 Comments

55%



Adults at this school treat all students with respect.

40 Responses • 0 Comments


55%



This school clearly communicates to students the consequences of breaking school rules.

40 Responses • 0 Comments


35%



This school handles discipline problems fairly.

40 Responses • 0 Comments


25%



This school effectively handles student discipline and behavioral problems.

40 Responses • 0 Comments

15%





Sense of Safety

Sense of Safety

This domain had some of the most significant drops in the survey and the single lowest favorability item indicating that disruptive, disrespectful and bullying behaviors are on the rise on our campus. On the student survey, all Sense of Safety domain questions dropped in their favorability rating, indicating that **this is a problem both students and staff agree on.**

Sense of Safety	2023	2024
At this school, how much of a problem is harassment or bullying among students?	63%	38%
At this school, how much of a problem is physical fighting between students?	77%	85%
At this school, how much of a problem is disruptive student behavior?	14%	10%
At this school, how much of a problem is racial/ethnic conflict among students?	74%	88%
At this school, how much of a problem is lack of respect of staff by students?	49%	30%
I feel safe at this school	71%	82%

Question

Questions about Safety

Favorable

At this school, how much of a problem is racial/ethnic conflict among students?

88%



40 Responses • 0 Comments

At this school, how much of a problem is physical fighting between students?


85%



40 Responses • 0 Comments

At this school, how much of a problem is harassment or bullying among students?

38%



40 Responses • 0 Comments

At this school, how much of a problem is lack of respect of staff by students?


30%



40 Responses • 0 Comments

At this school, how much of a problem is disruptive student behavior?

10%



40 Responses • 0 Comments

I feel safe at this school.

82%



39 Responses • 0 Comments



Belonging and Satisfaction School Participation

Belonging and Satisfaction

The largest single item drop in favorability rating was the score staff gave to the item “Adults at this school support and treat each other with respect”. Only 45% of respondents answered “nearly all adults” or “most adults,” down 29% from last year.

Belonging and Satisfaction	2023	2024
This school promotes trust and collegiality among staff.	71%	55%
This school is a supporting and inviting place to work.	86%	75%
Adults at this school support and treat each other with respect.	74%	45%

Questions about Belonging and Satisfaction

Question

Favorable

This school is a supporting and inviting place to work.

75%



40 Responses • 0 Comments

This school promotes trust and collegiality among staff.

55%



40 Responses • 0 Comments

Adults at this school support and treat each other with respect.

45%

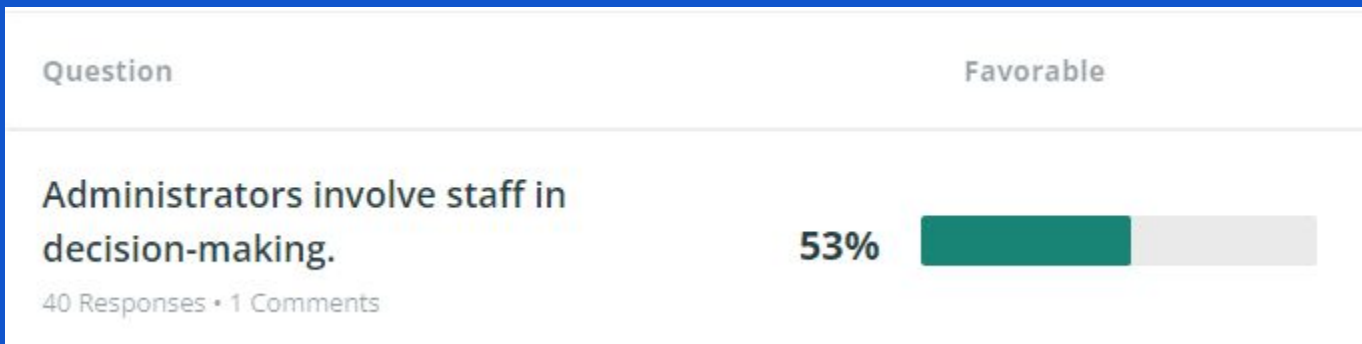



40 Responses • 0 Comments

School Participation

This question was worded slightly differently in previous years. The verbage used last year and the new phrasing can both be seen in the spreadsheet snip.

School Participation	2023	2024
This school promotes personnel participation in decision making/ Adminstrators involve staff in decision making	74%	53%





New this Year:
Staff Attitudes & Instructional
Environment

Question

Favorable

Staff Attitudes & Instructional Environment

When new initiatives to improve teaching are presented at your school, how supportive are your colleagues?


23%



39 Responses • 0 Comments

How positive are the attitudes of your colleagues?

20%



40 Responses • 0 Comments

Teachers at this school feel responsible to help each other do their best.

64%



39 Responses • 1 Comments

Question

Favorable

To what extent are teachers trusted to teach in the way they think is best?

64%



36 Responses • 0 Comments

How optimistic are you that your school will improve in the future?


38%



40 Responses • 0 Comments

Overall, how positive is the working environment at your school?

25%



40 Responses • 0 Comments

Trends in Comments

- 6 mentions of disruptive students, need for discipline, uneven discipline 5 Mentions of Negative, toxic, disrespectful staff (to both staff and students)
- 3 mentions of teachers feeling demoralized, defeated
- 2 Mentions of staff not fulfilling duties with no consequences
- 2 mentions of need for uniform consequences



Results Comparison: CORE Data Collaborative

Overall Favorability

- Sequoia Union Climate and Culture Staff Survey 2024
 - Overall Favorability 57%
- Sequoia Union Climate and Culture Elementary Student Survey 2024
 - Overall Favorability 71%
- Sequoia Union Climate and Culture Family Survey 2024
 - Overall Favorability 74%

Network

District

School Level

School Type

CORE Data Collaborative ▾

Network Overall ▾

ES ▾

▾

Index Results: Social-Emotional & Culture-Climate Domain (All Students)

	Metric Result 2021-22	Metric Result 2022-23	Change in Metric Performance from 2021-22 to 2022-23
Chronic Absenteeism *	36.7% Chronically Absent 2022	29.8% Chronically Absent 2023	-6.9%
Suspension Rates (includes students suspended and/or expelled) *	1.3% Suspended (and/or Expelled) 2022	1.7% Suspended (and/or Expelled) 2023	0.4%
Culture and Climate: FAMILY Overall	94% Percent Favorable 2022	94% Percent Favorable 2023	0.0%
Culture and Climate: STAFF Overall	84% Percent Favorable 2022	83% Percent Favorable 2023	-1.0%
Culture and Climate: STUDENT Overall	74% Percent Favorable 2022	73% Percent Favorable 2023	-1.0%

Analysis

- Results from both students and staff show a student behavior situation that is eroding the attitudes of all parties on campus.
- Student behavior is not dealt with effectively and this in turn affects student and teacher morale. Peer relationships for staff and students fray under the stress of school chaos and lack of consequences.
- We are limited in what we can do under state law. We need to focus on what we can do within legal parameters to deal with student behaviors and low campus morale.

Next Steps

- Adding a Climate and Culture goal to the next LCAP cycle will force us to engage with this question on an institutional level over the next three years.
- Investing in actions such as training and programs that facilitate changing school culture for all staff *and* students can help.
- Utilizing and working with our community can multiply our power and our resources. Our supportive parents are one of our greatest strengths.

Thank You!



5. DISCUSSION & REPORTS: 5.7 2nd Read of Board Policy 5150 Request of Class Placement



Mr. Ken Horn
Superintendent/Principal

DRAFT: Board Policy: 5150: Request of Class Placement (2nd Read)

The Governing Board recognizes that parents may request to change class placement for their student(s) after school commences. The following criteria must be met before a request from parent(s) for a change of placement can be granted.

- A minimum of 15 classroom days of instruction prior to change
- Parents must meet with the teacher to express concern before classroom visitations
- Parents Must schedule 2 separate classroom visits with at least 2 school days' notice. Visits should be between 30 to 60 minutes.
- An Administrator must be present during the entire visit
- Unscheduled visits are not permitted
- Parents must meet with the teacher after each visitation to the classroom prior to the change
- If the conferences with the teacher have not resolved the problem, then a conference with the Superintendent/Principal is required
- Classroom changes must be the result of a serious need, determined by the Superintendent/Principal, school psychologist, classroom teacher, and parent

Small School, Big Heart



SEQUOIA UNION | **ELEMENTARY SCHOOL**

5. DISCUSSION & REPORTS: 5.8 Modernization of Sequoia Union Elementary School Bid Schedule

Modernization of Sequoia Union Elementary School Project Bid Schedule (Public Hard Bid) Project No. 2044 12.13.2023	
Current Probable Construction Cost	\$3 Million
DSA Approval Date Application #02-119126	9/17/2021
Publication #1 (Public Hard Bid) (PCC 10140 – once a week for at least two consecutive weeks) (Invitation to Bid and District MEP pre-qualification)	4/4/2024
Publication #2 (Public Hard Bid) (PCC 10140 – once a week for at least two consecutive weeks) (Invitation to Bid and District MEP pre-qualification)	4/11/2024
Pre-bid Meeting (PCC 6610 - 6 or more calendar days after Publication #1) (10 days prior to Bid Opening to allow for DVBE advertisement)	4/11/2024 @ 3:00 pm at School Site
Bidder Pre-qualification Package Submittal (PCC 20111.6 – 10 business days prior to bid opening)	4/17/2024 @ 3:00 pm at District Office
District Notification of Pre-qualified Bidders (PCC 20111.6 – 5 business days prior to bid opening)	4/24/2024
Bid Opening (Non-DVBE – 1 week after Publication #2) (DVBE – 2 weeks after Publication #2)	5/2/2024 @ 3:00 pm at District Office 23958 Ave. 324, Lemon Cove, CA 93244
Bid Review Meeting with District (Optional)	
Bid Information to the Board (1 to 2 weeks prior to Board Action Date)	
Board Action Date	5/9/2024
Notice of Award	5/10/2024
Pre-construction Meeting	TBD
SJVAPCD Notice (10-14 calendar days prior to start of abatement work)	N/A
Notice to Proceed (5 – 10 calendar days after Notice of Award)	6/7/2024
Contract Time (Duration in calendar days)	300 Calendar Days Phase 1: Phase 2:
Completion Date	April 3, 2025

Last Day to Submit RFI 4/25
 Last Day to Issue Addendum 4/29 by 3:00 pm



SEQUOIA UNION | **ELEMENTARY SCHOOL**

6. CONSENT ACTION ITEMS – 6.1 Budget Report District

BUDGET REPORT

FY: 2024

9:38:32AM

FROM: 3/1/2024 TO 3/31/2024

FUND: 010 - General Fund

FD	RE	PY	GO	FN	OB	SI	L2					UNENCUMBERED		
								Working	Current	Year To Date	%	Encumbered	Balance	%
010-30100-0-00000-00000-82900-0-0000								0.00	0.00	21,261.30	0.00	0.00	(21,261.30)	0.00
010-32100-0-00000-00000-82900-0-0000								1,858.00	0.00	0.00	0.00	0.00	1,858.00	100.00
010-32120-0-00000-00000-82900-0-0000								0.00	0.00	290.00	0.00	0.00	(290.00)	0.00
010-32130-0-00000-00000-82900-0-0000								24,336.03	43,566.00	103,989.09	427.30	0.00	(79,653.06)	0.00
010-32140-0-00000-00000-82900-0-0000								13,735.70	0.00	0.00	0.00	0.00	13,735.70	100.00
010-32160-0-00000-00000-82900-0-0000								650.00	0.00	0.00	0.00	0.00	650.00	100.00
010-32170-0-00000-00000-82900-0-0000								0.00	0.00	0.00	0.00	0.00	0.00	0.00
010-32180-0-00000-00000-82900-0-0000								0.00	0.00	5,254.00	0.00	0.00	(5,254.00)	0.00
010-32190-0-00000-00000-82900-0-0000								0.00	0.00	9,056.00	0.00	0.00	(9,056.00)	0.00
010-40350-0-00000-00000-82900-0-0000								1,276.00	0.00	6,007.13	470.80	0.00	(4,731.13)	0.00
010-41260-0-00000-00000-82900-0-0000								0.00	0.00	944.42	0.00	0.00	(944.42)	0.00
010-41270-0-00000-00000-82900-0-0000								1,100.00	0.00	2,936.33	266.90	0.00	(1,836.33)	0.00
010-58126-0-00000-00000-82900-0-0000								4,597.00	0.00	1,005.40	21.90	0.00	3,591.60	78.13
010-58126-1-00000-00000-82900-0-0000								0.00	0.00	0.00	0.00	0.00	0.00	0.00
TOTAL: 82900								47,552.73	43,566.00	150,743.67	317.00	0.00	(103,190.94)	0.00
Child Nutrition														
010-70320-0-00000-00000-85200-0-0000								0.00	0.00	0.00	0.00	0.00	0.00	0.00
010-70330-0-00000-00000-85200-0-0000								0.00	0.00	55,044.95	0.00	0.00	(55,044.95)	0.00
TOTAL: 85200								0.00	0.00	55,044.95	0.00	0.00	(55,044.95)	0.00
Mandated Cost Reimbursements														
010-00000-0-00000-00000-85500-0-0000								1,543.00	0.00	1,543.00	100.00	0.00	0.00	0.00
TOTAL: 85500								1,543.00	0.00	1,543.00	100.00	0.00	0.00	0.00
State Lottery Revenue														
010-11000-0-00000-00000-85600-0-0000								12,000.00	1,653.04	31,257.19	260.50	0.00	(19,257.19)	0.00
010-63000-0-00000-00000-85600-0-0000								4,000.00	1,086.63	1,479.94	37.00	0.00	2,520.06	63.00
TOTAL: 85600								16,000.00	2,739.67	32,737.13	204.61	0.00	(16,737.13)	0.00
All Other State Revenue														
010-00000-0-00000-00000-85900-0-0000								0.00	169.02	685.47	0.00	0.00	(685.47)	0.00
010-62660-0-00000-00000-85900-0-0000								0.00	0.00	0.00	0.00	0.00	0.00	0.00
010-65460-0-00000-00000-85900-0-0000								0.00	0.00	0.00	0.00	0.00	0.00	0.00
010-65470-0-00000-00000-85900-0-0000								0.00	2,271.20	2,271.20	0.00	0.00	(2,271.20)	0.00
010-67620-0-00000-00000-85900-0-0000								0.00	0.00	416.00	0.00	0.00	(416.00)	0.00
010-67700-0-00000-00000-85900-0-0000								5,199.59	2,282.80	2,282.80	43.90	0.00	2,916.79	56.10
010-74220-0-00000-00000-85900-0-0000								0.00	0.00	14,127.00	0.00	0.00	(14,127.00)	0.00
010-74350-0-00000-00000-85900-0-0000								0.00	0.00	(36,285.00)	0.00	0.00	36,285.00	0.00
010-76900-0-00000-00000-85900-0-0000								23,235.01	0.00	0.00	0.00	0.00	23,235.01	100.00

BUDGET REPORT

FY: 2024

9:38:32AM

FROM: 3/1/2024 TO 3/31/2024

FUND: 010 - General Fund

FD	RE	PY	GO	FN	OB	SI	L2					UNENCUMBERED			
								Working	Current	Year To Date	%	Encumbered	Balance	%	
								TOTAL: 85900	28,434.60	4,723.02	(16,502.53)	0.00	0.00	44,937.13	158.04
Interest															
								010-00000-0-00000-00000-86600-0-0000	40,000.00	0.00	24,474.14	61.20	0.00	15,525.86	38.81
								TOTAL: 86600	40,000.00	0.00	24,474.14	61.19	0.00	15,525.86	38.81
Interest - Refund of Federal/State Interest															
								010-00000-0-00000-00000-86602-0-0000	0.00	0.00	0.00	0.00	0.00	0.00	0.00
								TOTAL: 86602	0.00	0.00	0.00	0.00	0.00	0.00	0.00
Net Increase (Decrease) in the Fair Value of Investments															
								010-00000-0-00000-00000-86620-0-0000	0.00	0.00	63,779.55	0.00	0.00	(63,779.55)	0.00
								TOTAL: 86620	0.00	0.00	63,779.55	0.00	0.00	(63,779.55)	0.00
All Other Local Revenue															
								010-00000-0-00000-00000-86990-0-0000	40,000.00	0.00	19,070.31	47.70	0.00	20,929.69	52.32
								010-00000-0-00000-24203-86990-0-0000	0.00	0.00	445.20	0.00	0.00	(445.20)	0.00
								010-00097-0-00000-00000-86990-0-0000	0.00	0.00	0.00	0.00	0.00	0.00	0.00
								010-00099-0-00000-00000-86990-0-0000	0.00	0.00	0.00	0.00	0.00	0.00	0.00
								TOTAL: 86990	40,000.00	0.00	19,515.51	48.79	0.00	20,484.49	51.21
Contributions from Unrestricted Resources															
								010-00000-0-00000-00000-89800-0-0000	(195,243.03)	0.00	0.00	0.00	0.00	(195,243.03)	100.00
								010-07200-0-00000-00000-89800-0-0000	64,661.03	0.00	0.00	0.00	0.00	64,661.03	100.00
								010-07230-0-00000-00000-89800-0-0000	21,305.00	0.00	0.00	0.00	0.00	21,305.00	100.00
								010-30100-0-00000-00000-89800-0-0000	0.00	0.00	0.00	0.00	0.00	0.00	0.00
								010-81500-0-00000-00000-89800-0-0000	109,277.00	0.00	0.00	0.00	0.00	109,277.00	100.00
								TOTAL: 89800	0.00	0.00	0.00	0.00	0.00	0.00	0.00
								TOTAL: 80000	761,267.82	153,166.49	1,122,403.50	147.44	0.00	(361,135.68)	0.00
TOTAL INCOME:								761,267.82	153,166.49	1,122,403.50	147.44	0.00	(361,135.68)	0.00	
Certificated Teachers` Salaries															
								010-00000-0-11100-10000-11000-0-0000	120,973.11	14,499.06	87,190.31	72.10	0.00	33,782.80	27.93
								010-07200-0-11100-10000-11000-0-0106	7,640.65	0.00	1,447.70	18.90	0.00	6,192.95	81.05
								010-07200-0-11100-10000-11000-0-0211	5,283.65	589.38	4,434.87	83.90	0.00	848.78	16.06
								010-14000-0-11100-10000-11000-0-0000	91,206.70	10,955.58	62,914.48	69.00	0.00	28,292.22	31.02
								010-32130-0-11100-10000-11000-0-0000	11,750.69	122.70	690.49	5.90	0.00	11,060.20	94.12
								010-32130-0-11100-10000-11000-0-0101	0.00	9.20	55.20	0.00	0.00	(55.20)	0.00
								010-32140-0-11100-10000-11000-0-0101	9,224.70	1,107.55	6,450.71	69.90	0.00	2,773.99	30.07

BUDGET REPORT

FY: 2024

9:38:32AM

FROM: 3/1/2024 TO 3/31/2024

FUND: 010 - General Fund

FD	RE	PY	GO	FN	OB	SI	L2					UNENCUMBERED		
								Working	Current	Year To Date	%	Encumbered	Balance	%
010-67620-0-11100-10000-11000-0-0201								7,240.00	883.88	5,385.96	74.40	0.00	1,854.04	25.61
010-67700-0-11100-10000-11000-0-0211								3,524.59	491.15	1,840.43	52.20	0.00	1,684.16	47.78
							TOTAL: 11000	256,844.09	28,658.50	170,410.15	66.35	0.00	86,433.94	33.65
Substitute Teachers														
010-00000-0-11100-10000-11002-0-0000								5,500.00	1,496.00	8,645.60	157.20	0.00	(3,145.60)	0.00
							TOTAL: 11002	5,500.00	1,496.00	8,645.60	157.19	0.00	(3,145.60)	0.00
Teacher - Auxiliary														
010-00000-0-11100-40000-11003-0-0000								1,210.00	0.00	1,440.00	119.00	0.00	(230.00)	0.00
010-11000-0-11100-41000-11003-0-0203								110.00	0.00	0.00	0.00	0.00	110.00	100.00
010-32100-0-11100-10000-11003-0-0000								1,500.00	0.00	0.00	0.00	0.00	1,500.00	100.00
010-32130-0-11100-10000-11003-0-0000								275.00	57.96	332.99	121.10	0.00	(57.99)	0.00
010-32130-0-11100-10000-11003-0-0102								462.00	0.00	0.00	0.00	0.00	462.00	100.00
010-32130-0-11100-10000-11003-0-0307								0.00	0.00	0.00	0.00	0.00	0.00	0.00
010-32130-0-11100-40000-11003-0-0102								462.00	0.00	542.00	117.30	0.00	(80.00)	0.00
							TOTAL: 11003	4,019.00	57.96	2,314.99	57.60	0.00	1,704.01	42.40
Certificated Supervisors and Administrators Salaries														
010-00000-0-00000-71500-13000-0-0000								49,234.00	4,102.82	36,925.38	75.00	0.00	12,308.62	25.00
010-62660-0-11100-21000-13000-0-0104								4,800.00	240.00	1,920.00	40.00	0.00	2,880.00	60.00
							TOTAL: 13000	54,034.00	4,342.82	38,845.38	71.89	0.00	15,188.62	28.11
							TOTAL: 10000	320,397.09	34,555.28	220,216.12	68.73	0.00	100,180.97	31.27
Classified Instructional Salaries														
010-00000-0-11100-40000-21000-0-0000								121.00	13.75	60.50	50.00	0.00	60.50	50.00
010-07200-0-11100-10000-21000-0-0101								1,911.72	15.40	706.54	37.00	0.00	1,205.18	63.04
010-07200-0-11100-10000-21000-0-0110								7,109.73	865.15	5,098.02	71.70	0.00	2,011.71	28.30
010-30100-0-11100-10000-21000-0-0106								0.00	0.00	0.00	0.00	0.00	0.00	0.00
010-30100-0-11100-10000-21000-0-0110								0.00	0.00	0.00	0.00	0.00	0.00	0.00
010-32130-0-11100-10000-21000-0-0101								3,852.89	234.22	1,451.15	37.70	0.00	2,401.74	62.34
010-32130-0-11100-10000-21000-0-0110								2,633.00	324.12	3,607.34	137.00	0.00	(974.34)	0.00
010-32140-0-11100-10000-21000-0-0101								0.00	230.70	864.26	0.00	0.00	(864.26)	0.00
010-32140-0-11100-10000-21000-0-0110								0.00	0.00	0.00	0.00	0.00	0.00	0.00
							TOTAL: 21000	15,628.34	1,683.34	11,787.81	75.43	0.00	3,840.53	24.57
Substitute Instructional Aides														
010-07200-0-11100-10000-21002-0-0110								550.00	160.06	723.21	131.50	0.00	(173.21)	0.00
							TOTAL: 21002	550.00	160.06	723.21	131.49	0.00	(173.21)	0.00

BUDGET REPORT

FY: 2024

9:38:32AM

FROM: 3/1/2024 TO 3/31/2024

FUND: 010 - General Fund

FD	RE	PY	GO	FN	OB	SI	L2					UNENCUMBERED		
								Working	Current	Year To Date	%	Encumbered	Balance	%
Instructional Aides - Auxilary														
010	00000	0	11100	40000	21003	0	0000	1,210.00	55.00	1,825.00	150.80	0.00	(615.00)	0.00
010	07200	0	11100	10000	21003	0	0110	110.00	5.86	13.09	11.90	0.00	96.91	88.10
010	11000	0	11100	41000	21003	0	0203	110.00	0.00	0.00	0.00	0.00	110.00	100.00
010	32130	0	11100	10000	21003	0	0110	110.00	83.53	432.89	393.50	0.00	(322.89)	0.00
010	32130	0	11100	40000	21003	0	0000	330.00	0.00	44.00	13.30	0.00	286.00	86.67
TOTAL: 21003								1,870.00	144.39	2,314.98	123.80	0.00	(444.98)	0.00
Classified Support Salaries														
010	00000	0	00000	82000	22000	0	0000	9,381.00	1,100.92	6,797.28	72.50	0.00	2,583.72	27.54
010	07200	0	00000	24203	22000	0	0202	770.00	52.55	789.45	102.50	0.00	(19.45)	0.00
010	07200	0	00000	31400	22000	0	0308	5,800.57	696.09	4,072.77	70.20	0.00	1,727.80	29.79
010	07230	0	00000	36000	22000	0	0000	5,017.00	586.93	3,163.92	63.10	0.00	1,853.08	36.94
TOTAL: 22000								20,968.57	2,436.49	14,823.42	70.69	0.00	6,145.15	29.31
Classified Support Salaries - Auxilary														
010	00000	0	00000	82000	22003	0	0000	2,000.00	45.48	891.72	44.60	0.00	1,108.28	55.41
010	07200	0	00000	31400	22003	0	0308	100.00	0.00	0.00	0.00	0.00	100.00	100.00
010	07230	0	00000	36000	22003	0	0000	275.00	0.00	21.50	7.80	0.00	253.50	92.18
TOTAL: 22003								2,375.00	45.48	913.22	38.45	0.00	1,461.78	61.55
Classified Supervisors' and Administrators' Salaries														
010	00000	0	00000	27000	23000	0	0000	0.00	0.00	275.00	0.00	0.00	(275.00)	0.00
010	00000	0	00000	72000	23000	0	0000	10,360.00	1,269.53	7,803.21	75.30	0.00	2,556.79	24.68
010	07230	0	00000	36000	23000	0	0000	4,800.00	603.44	3,708.96	77.30	0.00	1,091.04	22.73
010	81500	0	00000	81100	23000	0	0000	30,691.36	3,834.18	24,071.86	78.40	0.00	6,619.50	21.57
TOTAL: 23000								45,851.36	5,707.15	35,859.03	78.21	0.00	9,992.33	21.79
Clerical, Technical and Office Staff Salaries														
010	00000	0	00000	27000	24000	0	0207	9,810.78	1,203.43	7,872.94	80.20	0.00	1,937.84	19.75
010	00000	0	00000	72000	24000	0	0000	0.00	0.00	0.00	0.00	0.00	0.00	0.00
010	00000	0	00000	72000	24000	0	0207	3,484.00	427.23	2,617.01	75.10	0.00	866.99	24.88
010	00000	0	00000	77000	24000	0	0000	4,671.00	550.29	3,341.71	71.50	0.00	1,329.29	28.46
TOTAL: 24000								17,965.78	2,180.95	13,831.66	76.99	0.00	4,134.12	23.01
Other Classified Salaries														
010	00000	0	00000	72000	29000	0	0107	0.00	0.00	0.00	0.00	0.00	0.00	0.00
010	00000	0	11100	10000	29000	0	0000	0.00	0.00	8.14	0.00	0.00	(8.14)	0.00
010	07200	0	00000	21000	29000	0	0107	2,543.87	267.37	1,676.74	65.90	0.00	867.13	34.09

BUDGET REPORT

FY: 2024

9:38:32AM

FROM: 3/1/2024 TO 3/31/2024

FUND: 010 - General Fund

						UNENCUMBERED								
FD	RE	PY	GO	FN	OB	SI	L2	Working	Current	Year To Date	%	Encumbered	Balance	%
010-07200-0-00000-24200-29000-0-0202								2,378.87	267.36	1,676.73	70.50	0.00	702.14	29.52
010-07200-0-00000-27000-29000-0-0305								3,097.63	363.19	2,147.61	69.30	0.00	950.02	30.67
010-58126-0-11100-10000-29000-0-0201								1,272.82	155.65	920.41	72.30	0.00	352.41	27.69
							TOTAL: 29000	9,293.19	1,053.57	6,429.63	69.19	0.00	2,863.56	30.81
							TOTAL: 20000	114,502.24	13,411.43	86,682.96	75.70	0.00	27,819.28	24.30

State Teachers` Retirement System, certificated positions

010-00000-0-00000-71500-31010-0-0000								9,404.00	783.64	7,052.76	75.00	0.00	2,351.24	25.00
010-00000-0-00000-72000-31010-0-0107								437.00	0.00	0.00	0.00	0.00	437.00	100.00
010-00000-0-11100-10000-31010-0-0000								24,156.00	2,855.46	17,346.76	71.80	0.00	6,809.24	28.19
010-00000-0-11100-40000-31010-0-0000								231.00	0.00	254.03	110.00	0.00	(23.03)	0.00
010-07200-0-00000-24200-31010-0-0202								0.00	0.00	0.00	0.00	0.00	0.00	0.00
010-07200-0-11100-10000-31010-0-0106								1,459.00	0.00	276.50	19.00	0.00	1,182.50	81.05
010-07200-0-11100-10000-31010-0-0211								1,009.00	112.57	847.03	83.90	0.00	161.97	16.05
010-11000-0-11100-41000-31010-0-0203								21.00	0.00	0.00	0.00	0.00	21.00	100.00
010-14000-0-11100-10000-31010-0-0000								17,420.00	2,092.51	12,016.69	69.00	0.00	5,403.31	31.02
010-32100-0-11100-10000-31010-0-0000								300.00	0.00	0.00	0.00	0.00	300.00	100.00
010-32130-0-11100-10000-31010-0-0000								53.00	30.91	173.20	326.80	0.00	(120.20)	0.00
010-32130-0-11100-10000-31010-0-0101								0.00	1.76	10.56	0.00	0.00	(10.56)	0.00
010-32130-0-11100-10000-31010-0-0102								88.00	0.00	0.00	0.00	0.00	88.00	100.00
010-32130-0-11100-10000-31010-0-0307								0.00	0.00	0.00	0.00	0.00	0.00	0.00
010-32130-0-11100-40000-31010-0-0102								88.00	0.00	101.40	115.20	0.00	(13.40)	0.00
010-32140-0-11100-10000-31010-0-0101								1,762.00	211.54	1,232.09	69.90	0.00	529.91	30.07
010-62660-0-11100-21000-31010-0-0104								917.00	45.84	366.72	40.00	0.00	550.28	60.01
010-67620-0-11100-10000-31010-0-0201								1,441.00	168.81	1,028.73	71.40	0.00	412.27	28.61
010-67700-0-11100-10000-31010-0-0211								750.00	93.81	351.53	46.90	0.00	398.47	53.13
010-76900-0-00000-21000-31010-0-0000								226.50	0.00	0.00	0.00	0.00	226.50	100.00
010-76900-0-00000-27000-31010-0-0000								2,038.91	0.00	0.00	0.00	0.00	2,038.91	100.00
010-76900-0-00000-71500-31010-0-0000								12.72	0.00	0.00	0.00	0.00	12.72	100.00
010-76900-0-11100-10000-31010-0-0000								20,956.88	0.00	0.00	0.00	0.00	20,956.88	100.00
							TOTAL: 31010	82,771.01	6,396.85	41,058.00	49.60	0.00	41,713.01	50.40

State Teachers` Retirement System, classified positions

010-00000-0-00000-27000-31020-0-0000								0.00	0.00	52.53	0.00	0.00	(52.53)	0.00
010-07200-0-00000-21000-31020-0-0107								486.00	51.07	320.25	65.90	0.00	165.75	34.10
010-07200-0-00000-24200-31020-0-0202								472.00	51.06	320.24	67.80	0.00	151.76	32.15
010-30100-0-11100-10000-31020-0-0106								0.00	0.00	0.00	0.00	0.00	0.00	0.00
							TOTAL: 31020	958.00	102.13	693.02	72.34	0.00	264.98	27.66

BUDGET REPORT

FY: 2024

9:38:32AM

FROM: 3/1/2024 TO 3/31/2024

FUND: 010 - General Fund

FD	RE	PY	GO	FN	OB	SI	L2	UNENCUMBERED							
								Working	Current	Year To Date	%	Encumbered	Balance	%	
Public Employees Retirement System, certificated positions															
010	00000	0	11100	10000	32010	0	0000	0.00	0.00	0.00	0.00	0.00	0.00	0.00	
010	00000	0	11100	40000	32010	0	0000	0.00	0.00	14.67	0.00	0.00	(14.67)	0.00	
010	32130	0	11100	40000	32010	0	0102	0.00	0.00	2.93	0.00	0.00	(2.93)	0.00	
							TOTAL: 32010	0.00	0.00	17.60	0.00	0.00	(17.60)	0.00	
Public Employees` Retirement System, classified positions															
010	00000	0	00000	27000	32020	0	0207	2,730.00	321.07	2,078.59	76.10	0.00	651.41	23.86	
010	00000	0	00000	72000	32020	0	0000	2,883.00	338.71	2,081.91	72.20	0.00	801.09	27.79	
010	00000	0	00000	72000	32020	0	0207	970.00	113.98	698.20	72.00	0.00	271.80	28.02	
010	00000	0	00000	77000	32020	0	0000	1,246.00	146.82	891.54	71.60	0.00	354.46	28.45	
010	00000	0	00000	82000	32020	0	0000	3,037.00	293.72	1,813.50	59.70	0.00	1,223.50	40.29	
010	00000	0	11100	10000	32020	0	0000	0.00	0.00	2.18	0.00	0.00	(2.18)	0.00	
010	00000	0	11100	40000	32020	0	0000	443.00	0.00	472.25	106.60	0.00	(29.25)	0.00	
010	07200	0	00000	21000	32020	0	0107	0.00	0.00	0.00	0.00	0.00	0.00	0.00	
010	07200	0	00000	24203	32020	0	0202	0.00	0.00	0.00	0.00	0.00	0.00	0.00	
010	07200	0	00000	27000	32020	0	0305	826.00	96.90	572.99	69.40	0.00	253.01	30.63	
010	07200	0	00000	31400	32020	0	0308	1,574.00	185.72	1,086.62	69.00	0.00	487.38	30.96	
010	07200	0	11100	10000	32020	0	0101	516.00	4.11	188.51	36.50	0.00	327.49	63.47	
010	07200	0	11100	10000	32020	0	0110	1,897.00	186.31	1,064.96	56.10	0.00	832.04	43.86	
010	07230	0	00000	36000	32020	0	0000	2,820.00	317.59	1,839.38	65.20	0.00	980.62	34.77	
010	11000	0	11100	41000	32020	0	0203	30.00	0.00	0.00	0.00	0.00	30.00	100.00	
010	30100	0	11100	10000	32020	0	0110	0.00	0.00	0.00	0.00	0.00	0.00	0.00	
010	32130	0	11100	10000	32020	0	0101	1,070.00	62.49	387.17	36.20	0.00	682.83	63.82	
010	32130	0	11100	10000	32020	0	0110	732.00	108.77	1,077.84	147.20	0.00	(345.84)	0.00	
010	32130	0	11100	40000	32020	0	0000	88.00	0.00	8.79	10.00	0.00	79.21	90.01	
010	32140	0	11100	10000	32020	0	0101	0.00	61.55	230.59	0.00	0.00	(230.59)	0.00	
010	32140	0	11100	10000	32020	0	0110	0.00	0.00	0.00	0.00	0.00	0.00	0.00	
010	58126	0	11100	10000	32020	0	0201	354.00	41.53	245.56	69.40	0.00	108.44	30.63	
010	81500	0	00000	81100	32020	0	0000	8,531.00	1,022.95	6,422.31	75.30	0.00	2,108.69	24.72	
							TOTAL: 32020	29,747.00	3,302.22	21,162.89	71.14	0.00	8,584.11	28.86	
OASDI, Certificated Positions															
010	00000	0	11100	10000	33012	0	0000	0.00	23.52	72.48	0.00	0.00	(72.48)	0.00	
010	00000	0	11100	40000	33012	0	0000	0.00	0.00	2.02	0.00	0.00	(2.02)	0.00	
010	32130	0	11100	40000	33012	0	0102	0.00	0.00	0.68	0.00	0.00	(0.68)	0.00	
							TOTAL: 33012	0.00	23.52	75.18	0.00	0.00	(75.18)	0.00	
Medicare, Certificated Positions															

BUDGET REPORT

FY: 2024

9:38:32AM

FROM: 3/1/2024 TO 3/31/2024

FUND: 010 - General Fund

FD	RE	PY	GO	FN	OB	SI	L2					UNENCUMBERED		
								Working	Current	Year To Date	%	Encumbered	Balance	%
010-00000-0-00000-71500-33013-0-0000								714.00	59.49	535.41	75.00	0.00	178.59	25.01
010-00000-0-11100-10000-33013-0-0000								1,834.00	231.94	1,389.68	75.80	0.00	444.32	24.23
010-00000-0-11100-40000-33013-0-0000								18.00	0.00	20.88	116.00	0.00	(2.88)	0.00
010-07200-0-11100-10000-33013-0-0106								111.00	0.00	21.00	18.90	0.00	90.00	81.08
010-07200-0-11100-10000-33013-0-0211								76.00	8.54	64.33	84.60	0.00	11.67	15.36
010-11000-0-11100-41000-33013-0-0203								2.00	0.00	0.00	0.00	0.00	2.00	100.00
010-14000-0-11100-10000-33013-0-0000								1,323.00	158.85	912.26	69.00	0.00	410.74	31.05
010-32100-0-11100-10000-33013-0-0000								25.00	0.00	0.00	0.00	0.00	25.00	100.00
010-32130-0-11100-10000-33013-0-0000								4.00	2.62	14.85	371.30	0.00	(10.85)	0.00
010-32130-0-11100-10000-33013-0-0101								0.00	0.13	0.78	0.00	0.00	(0.78)	0.00
010-32130-0-11100-10000-33013-0-0102								7.00	0.00	0.00	0.00	0.00	7.00	100.00
010-32130-0-11100-10000-33013-0-0307								0.00	0.00	0.00	0.00	0.00	0.00	0.00
010-32130-0-11100-40000-33013-0-0102								7.00	0.00	7.86	112.30	0.00	(0.86)	0.00
010-32140-0-11100-10000-33013-0-0101								134.00	16.06	93.53	69.80	0.00	40.47	30.20
010-62660-0-11100-21000-33013-0-0104								70.00	3.48	27.84	39.80	0.00	42.16	60.23
010-67620-0-11100-10000-33013-0-0201								109.00	12.82	78.10	71.70	0.00	30.90	28.35
010-67700-0-11100-10000-33013-0-0211								57.00	7.12	26.68	46.80	0.00	30.32	53.19
TOTAL: 33013								4,491.00	501.05	3,193.20	71.10	0.00	1,297.80	28.90
OASDI, classified positions														
010-00000-0-00000-27000-33022-0-0207								634.00	74.61	488.11	77.00	0.00	145.89	23.01
010-00000-0-00000-72000-33022-0-0000								670.00	78.72	483.84	72.20	0.00	186.16	27.79
010-00000-0-00000-72000-33022-0-0107								142.00	0.00	0.00	0.00	0.00	142.00	100.00
010-00000-0-00000-72000-33022-0-0207								225.00	26.49	162.25	72.10	0.00	62.75	27.89
010-00000-0-00000-77000-33022-0-0000								290.00	34.12	207.18	71.40	0.00	82.82	28.56
010-00000-0-00000-82000-33022-0-0000								706.00	71.09	476.76	67.50	0.00	229.24	32.47
010-00000-0-11100-10000-33022-0-0000								0.00	0.00	0.50	0.00	0.00	(0.50)	0.00
010-00000-0-11100-40000-33022-0-0000								103.00	4.26	116.89	113.50	0.00	(13.89)	0.00
010-07200-0-00000-21000-33022-0-0107								154.00	0.00	0.00	0.00	0.00	154.00	100.00
010-07200-0-00000-24200-33022-0-0202								153.00	0.00	0.00	0.00	0.00	153.00	100.00
010-07200-0-00000-24203-33022-0-0202								48.00	3.26	48.95	102.00	0.00	(0.95)	0.00
010-07200-0-00000-27000-33022-0-0305								192.00	22.52	133.16	69.40	0.00	58.84	30.65
010-07200-0-00000-31400-33022-0-0308								366.00	43.16	252.52	69.00	0.00	113.48	31.01
010-07200-0-11100-10000-33022-0-0101								119.00	0.95	43.75	36.80	0.00	75.25	63.24
010-07200-0-11100-10000-33022-0-0110								482.00	63.38	355.18	73.70	0.00	126.82	26.31
010-07230-0-00000-36000-33022-0-0000								655.00	73.80	427.49	65.30	0.00	227.51	34.73
010-11000-0-11100-41000-33022-0-0203								7.00	0.00	0.00	0.00	0.00	7.00	100.00
010-30100-0-11100-10000-33022-0-0110								0.00	0.00	0.00	0.00	0.00	0.00	0.00
010-32130-0-11100-10000-33022-0-0101								249.00	14.52	89.94	36.10	0.00	159.06	63.88

BUDGET REPORT

FY: 2024

9:38:32AM

FROM: 3/1/2024 TO 3/31/2024

FUND: 010 - General Fund

						UNENCUMBERED								
FD	RE	PY	GO	FN	OB	SI	L2	Working	Current	Year To Date	%	Encumbered	Balance	%
010-32130-0-11100-10000-33022-0-0110								170.00	25.28	250.46	147.30	0.00	(80.46)	0.00
010-32130-0-11100-40000-33022-0-0000								21.00	0.00	2.72	13.00	0.00	18.28	87.05
010-32140-0-11100-10000-33022-0-0101								0.00	14.30	53.58	0.00	0.00	(53.58)	0.00
010-58126-0-11100-10000-33022-0-0201								82.00	9.65	57.07	69.60	0.00	24.93	30.40
010-81500-0-00000-81100-33022-0-0000								1,982.00	237.71	1,492.43	75.30	0.00	489.57	24.70
TOTAL: 33022								7,450.00	797.82	5,142.78	69.03	0.00	2,307.22	30.97
Medicare, classified positions														
010-00000-0-00000-27000-33023-0-0000								0.00	0.00	3.99	0.00	0.00	(3.99)	0.00
010-00000-0-00000-27000-33023-0-0207								148.00	17.46	114.14	77.10	0.00	33.86	22.88
010-00000-0-00000-72000-33023-0-0000								157.00	18.41	113.14	72.10	0.00	43.86	27.94
010-00000-0-00000-72000-33023-0-0107								33.00	0.00	0.00	0.00	0.00	33.00	100.00
010-00000-0-00000-72000-33023-0-0207								53.00	6.20	37.94	71.60	0.00	15.06	28.42
010-00000-0-00000-77000-33023-0-0000								68.00	7.98	48.46	71.30	0.00	19.54	28.74
010-00000-0-00000-82000-33023-0-0000								165.00	16.62	111.53	67.60	0.00	53.47	32.41
010-00000-0-11100-10000-33023-0-0000								0.00	0.00	0.12	0.00	0.00	(0.12)	0.00
010-00000-0-11100-40000-33023-0-0000								24.00	1.00	27.38	114.10	0.00	(3.38)	0.00
010-07200-0-00000-21000-33023-0-0107								37.00	3.88	24.31	65.70	0.00	12.69	34.30
010-07200-0-00000-24200-33023-0-0202								36.00	3.88	24.30	67.50	0.00	11.70	32.50
010-07200-0-00000-24203-33023-0-0202								12.00	0.76	11.45	95.40	0.00	0.55	4.58
010-07200-0-00000-27000-33023-0-0305								45.00	5.26	31.11	69.10	0.00	13.89	30.87
010-07200-0-00000-31400-33023-0-0308								86.00	10.09	59.07	68.70	0.00	26.93	31.31
010-07200-0-11100-10000-33023-0-0101								27.00	0.22	10.22	37.90	0.00	16.78	62.15
010-07200-0-11100-10000-33023-0-0110								113.00	14.96	84.57	74.80	0.00	28.43	25.16
010-07230-0-00000-36000-33023-0-0000								153.00	17.26	99.95	65.30	0.00	53.05	34.67
010-11000-0-11100-41000-33023-0-0203								1.00	0.00	0.00	0.00	0.00	1.00	100.00
010-30100-0-11100-10000-33023-0-0106								0.00	0.00	0.00	0.00	0.00	0.00	0.00
010-30100-0-11100-10000-33023-0-0110								0.00	0.00	0.00	0.00	0.00	0.00	0.00
010-32130-0-11100-10000-33023-0-0101								58.00	3.40	21.04	36.30	0.00	36.96	63.72
010-32130-0-11100-10000-33023-0-0110								40.00	5.90	58.58	146.50	0.00	(18.58)	0.00
010-32130-0-11100-40000-33023-0-0000								5.00	0.00	0.64	12.80	0.00	4.36	87.20
010-32140-0-11100-10000-33023-0-0101								0.00	3.35	12.55	0.00	0.00	(12.55)	0.00
010-58126-0-11100-10000-33023-0-0201								19.00	2.26	13.36	70.30	0.00	5.64	29.68
010-81500-0-00000-81100-33023-0-0000								464.00	55.60	349.03	75.20	0.00	114.97	24.78
TOTAL: 33023								1,744.00	194.49	1,256.88	72.07	0.00	487.12	27.93
Health & Welfare Benefits, certificated positions														
010-00000-0-00000-71500-34010-0-0000								5,400.00	450.00	4,048.11	75.00	0.00	1,351.89	25.04
010-00000-0-11100-10000-34010-0-0000								21,600.00	1,800.00	16,180.98	74.90	0.00	5,419.02	25.09

BUDGET REPORT

FY: 2024

9:38:32AM

FROM: 3/1/2024 TO 3/31/2024

FUND: 010 - General Fund

						UNENCUMBERED								
FD	RE	PY	GO	FN	OB	SI	L2	Working	Current	Year To Date	%	Encumbered	Balance	%
010-07200-0-11100-10000-34010-0-0106								1,980.00	0.00	478.76	24.20	0.00	1,501.24	75.82
010-07200-0-11100-10000-34010-0-0211								1,136.00	86.45	901.13	79.30	0.00	234.87	20.68
010-14000-0-11100-10000-34010-0-0000								14,400.00	1,200.00	10,741.52	74.60	0.00	3,658.48	25.41
010-32130-0-11100-10000-34010-0-0101								0.00	0.00	0.00	0.00	0.00	0.00	0.00
010-32140-0-11100-10000-34010-0-0101								1,980.00	165.00	1,476.96	74.60	0.00	503.04	25.41
010-67620-0-11100-10000-34010-0-0201								1,980.00	165.00	1,314.50	66.40	0.00	665.50	33.61
010-67700-0-11100-10000-34010-0-0211								813.00	72.04	360.20	44.30	0.00	452.80	55.69
TOTAL: 34010								49,289.00	3,938.49	35,502.16	72.03	0.00	13,786.84	27.97
Health & Welfare Benefits, classified positions														
010-00000-0-00000-27000-34020-0-0207								2,970.00	247.50	2,226.45	75.00	0.00	743.55	25.04
010-00000-0-00000-72000-34020-0-0000								1,980.00	165.00	1,484.31	75.00	0.00	495.69	25.03
010-00000-0-00000-72000-34020-0-0207								990.00	82.50	742.14	75.00	0.00	247.86	25.04
010-00000-0-00000-77000-34020-0-0000								1,980.00	165.00	986.25	49.80	0.00	993.75	50.19
010-00000-0-00000-82000-34020-0-0000								3,219.00	268.88	2,419.10	75.20	0.00	799.90	24.85
010-07200-0-00000-27000-34020-0-0305								1,386.00	115.50	231.00	16.70	0.00	1,155.00	83.33
010-07200-0-00000-31400-34020-0-0308								1,800.00	150.00	915.00	50.80	0.00	885.00	49.17
010-07200-0-11100-10000-34020-0-0110								1,478.00	125.49	878.47	59.40	0.00	599.53	40.56
010-07230-0-00000-36000-34020-0-0000								2,681.00	195.11	1,496.06	55.80	0.00	1,184.94	44.20
010-30100-0-11100-10000-34020-0-0106								0.00	0.00	0.00	0.00	0.00	0.00	0.00
010-30100-0-11100-10000-34020-0-0110								0.00	0.00	0.00	0.00	0.00	0.00	0.00
010-32130-0-11100-10000-34020-0-0110								990.00	105.69	1,460.14	147.50	0.00	(470.14)	0.00
010-58126-0-11100-10000-34020-0-0201								594.00	49.50	99.00	16.70	0.00	495.00	83.33
010-81500-0-00000-81100-34020-0-0000								7,200.00	624.91	5,632.62	78.20	0.00	1,567.38	21.77
TOTAL: 34020								27,268.00	2,295.08	18,570.54	68.10	0.00	8,697.46	31.90
State Unemployment Insurance, certificated positions														
010-00000-0-00000-71500-35010-0-0000								25.00	2.05	18.45	73.80	0.00	6.55	26.20
010-00000-0-11100-10000-35010-0-0000								63.00	8.00	47.96	76.10	0.00	15.04	23.87
010-00000-0-11100-40000-35010-0-0000								1.00	0.00	0.75	75.00	0.00	0.25	25.00
010-07200-0-11100-10000-35010-0-0106								4.00	0.00	0.71	17.80	0.00	3.29	82.25
010-07200-0-11100-10000-35010-0-0211								3.00	0.29	2.20	73.30	0.00	0.80	26.67
010-11000-0-11100-41000-35010-0-0203								1.00	0.00	0.00	0.00	0.00	1.00	100.00
010-14000-0-11100-10000-35010-0-0000								46.00	5.48	31.45	68.40	0.00	14.55	31.63
010-32100-0-11100-10000-35010-0-0000								8.00	0.00	0.00	0.00	0.00	8.00	100.00
010-32130-0-11100-10000-35010-0-0000								1.00	0.08	0.50	50.00	0.00	0.50	50.00
010-32130-0-11100-10000-35010-0-0101								0.00	0.00	0.00	0.00	0.00	0.00	0.00
010-32130-0-11100-10000-35010-0-0102								1.00	0.00	0.00	0.00	0.00	1.00	100.00
010-32130-0-11100-10000-35010-0-0307								0.00	0.00	0.00	0.00	0.00	0.00	0.00

BUDGET REPORT

FY: 2024

9:38:32AM

FROM: 3/1/2024 TO 3/31/2024

FUND: 010 - General Fund

FD	RE	PY	GO	FN	OB	SI	L2					UNENCUMBERED		
								Working	Current	Year To Date	%	Encumbered	Balance	%
010-32130-0-11100-40000-35010-0-0102								1.00	0.00	0.37	37.00	0.00	0.63	63.00
010-32140-0-11100-10000-35010-0-0101								5.00	0.55	3.21	64.20	0.00	1.79	35.80
010-62660-0-11100-21000-35010-0-0104								3.00	0.12	0.96	32.00	0.00	2.04	68.00
010-67620-0-11100-10000-35010-0-0201								4.00	0.45	2.69	67.30	0.00	1.31	32.75
010-67700-0-11100-10000-35010-0-0211								2.00	0.25	0.93	46.50	0.00	1.07	53.50
TOTAL: 35010								168.00	17.27	110.18	65.58	0.00	57.82	34.42
State Unemployment Insurance, classified positions														
010-00000-0-00000-27000-35020-0-0000								0.00	0.00	0.14	0.00	0.00	(0.14)	0.00
010-00000-0-00000-27000-35020-0-0207								5.00	0.60	3.94	78.80	0.00	1.06	21.20
010-00000-0-00000-72000-35020-0-0000								6.00	0.63	3.91	65.20	0.00	2.09	34.83
010-00000-0-00000-72000-35020-0-0107								1.00	0.00	0.00	0.00	0.00	1.00	100.00
010-00000-0-00000-72000-35020-0-0207								2.00	0.22	1.33	66.50	0.00	0.67	33.50
010-00000-0-00000-77000-35020-0-0000								3.00	0.28	1.70	56.70	0.00	1.30	43.33
010-00000-0-00000-82000-35020-0-0000								6.00	0.58	3.89	64.80	0.00	2.11	35.17
010-00000-0-11100-10000-35020-0-0000								0.00	0.00	0.00	0.00	0.00	0.00	0.00
010-00000-0-11100-40000-35020-0-0000								1.00	0.04	1.00	100.00	0.00	0.00	0.00
010-07200-0-00000-21000-35020-0-0107								2.00	0.13	0.85	42.50	0.00	1.15	57.50
010-07200-0-00000-24200-35020-0-0202								2.00	0.13	0.85	42.50	0.00	1.15	57.50
010-07200-0-00000-24203-35020-0-0202								1.00	0.03	0.40	40.00	0.00	0.60	60.00
010-07200-0-00000-27000-35020-0-0305								2.00	0.18	1.09	54.50	0.00	0.91	45.50
010-07200-0-00000-31400-35020-0-0308								3.00	0.35	2.04	68.00	0.00	0.96	32.00
010-07200-0-11100-10000-35020-0-0101								1.00	0.01	0.37	37.00	0.00	0.63	63.00
010-07200-0-11100-10000-35020-0-0110								4.00	0.51	2.84	71.00	0.00	1.16	29.00
010-07230-0-00000-36000-35020-0-0000								5.00	0.61	3.36	67.20	0.00	1.64	32.80
010-11000-0-11100-41000-35020-0-0203								1.00	0.00	0.00	0.00	0.00	1.00	100.00
010-30100-0-11100-10000-35020-0-0106								0.00	0.00	0.00	0.00	0.00	0.00	0.00
010-30100-0-11100-10000-35020-0-0110								0.00	0.00	0.00	0.00	0.00	0.00	0.00
010-32130-0-11100-10000-35020-0-0101								2.00	0.11	0.72	36.00	0.00	1.28	64.00
010-32130-0-11100-10000-35020-0-0110								2.00	0.19	1.99	99.50	0.00	0.01	0.50
010-32130-0-11100-40000-35020-0-0000								1.00	0.00	0.04	4.00	0.00	0.96	96.00
010-32140-0-11100-10000-35020-0-0101								0.00	0.11	0.43	0.00	0.00	(0.43)	0.00
010-58126-0-11100-10000-35020-0-0201								1.00	0.08	0.43	43.00	0.00	0.57	57.00
010-81500-0-00000-81100-35020-0-0000								16.00	1.92	12.08	75.50	0.00	3.92	24.50
TOTAL: 35020								67.00	6.71	43.40	64.78	0.00	23.60	35.22
Worker`s Compensation Insurance, certificated positions														
010-00000-0-00000-71500-36010-0-0000								682.00	56.80	511.20	75.00	0.00	170.80	25.04
010-00000-0-11100-10000-36010-0-0000								1,751.00	221.48	1,327.07	75.80	0.00	423.93	24.21

BUDGET REPORT

FY: 2024

9:38:32AM

FROM: 3/1/2024 TO 3/31/2024

FUND: 010 - General Fund

FD	RE	PY	GO	FN	OB	SI	L2					UNENCUMBERED		
								Working	Current	Year To Date	%	Encumbered	Balance	%
010-00000-0-11100-40000-36010-0-0000								17.00	0.00	19.92	117.20	0.00	(2.92)	0.00
010-07200-0-11100-10000-36010-0-0106								102.00	0.00	20.04	19.60	0.00	81.96	80.35
010-07200-0-11100-10000-36010-0-0211								71.00	8.16	61.37	86.40	0.00	9.63	13.56
010-11000-0-11100-41000-36010-0-0203								2.00	0.00	0.00	0.00	0.00	2.00	100.00
010-14000-0-11100-10000-36010-0-0000								1,263.00	151.68	871.07	69.00	0.00	391.93	31.03
010-32100-0-11100-10000-36010-0-0000								25.00	0.00	0.00	0.00	0.00	25.00	100.00
010-32130-0-11100-10000-36010-0-0000								4.00	2.48	14.14	353.50	0.00	(10.14)	0.00
010-32130-0-11100-10000-36010-0-0101								0.00	0.13	0.78	0.00	0.00	(0.78)	0.00
010-32130-0-11100-10000-36010-0-0102								7.00	0.00	0.00	0.00	0.00	7.00	100.00
010-32130-0-11100-10000-36010-0-0307								0.00	0.00	0.00	0.00	0.00	0.00	0.00
010-32130-0-11100-40000-36010-0-0102								7.00	0.00	7.44	106.30	0.00	(0.44)	0.00
010-32140-0-11100-10000-36010-0-0101								128.00	15.33	89.30	69.80	0.00	38.70	30.23
010-62660-0-11100-21000-36010-0-0104								67.00	3.32	26.56	39.60	0.00	40.44	60.36
010-67620-0-11100-10000-36010-0-0201								104.00	12.24	74.56	71.70	0.00	29.44	28.31
010-67700-0-11100-10000-36010-0-0211								53.00	6.80	25.48	48.10	0.00	27.52	51.92
TOTAL: 36010								4,283.00	478.42	3,048.93	71.19	0.00	1,234.07	28.81

Worker`s Compensation Insurance, classified positions

010-00000-0-00000-27000-36020-0-0000								0.00	0.00	3.81	0.00	0.00	(3.81)	0.00
010-00000-0-00000-27000-36020-0-0207								142.00	16.67	109.03	76.80	0.00	32.97	23.22
010-00000-0-00000-72000-36020-0-0000								144.00	17.57	108.05	75.00	0.00	35.95	24.97
010-00000-0-00000-72000-36020-0-0107								32.00	0.00	0.00	0.00	0.00	32.00	100.00
010-00000-0-00000-72000-36020-0-0207								49.00	5.92	36.23	73.90	0.00	12.77	26.06
010-00000-0-00000-77000-36020-0-0000								63.00	7.62	46.27	73.40	0.00	16.73	26.56
010-00000-0-00000-82000-36020-0-0000								153.00	15.87	106.45	69.60	0.00	46.55	30.42
010-00000-0-11100-10000-36020-0-0000								0.00	0.00	0.12	0.00	0.00	(0.12)	0.00
010-00000-0-11100-40000-36020-0-0000								23.00	0.95	26.08	113.40	0.00	(3.08)	0.00
010-07200-0-00000-21000-36020-0-0107								36.00	3.71	23.25	64.60	0.00	12.75	35.42
010-07200-0-00000-24200-36020-0-0202								33.00	3.71	23.25	70.50	0.00	9.75	29.55
010-07200-0-00000-24203-36020-0-0202								11.00	0.73	10.93	99.40	0.00	0.07	0.64
010-07200-0-00000-27000-36020-0-0305								42.00	5.03	29.75	70.80	0.00	12.25	29.17
010-07200-0-00000-31400-36020-0-0308								79.00	9.64	56.39	71.40	0.00	22.61	28.62
010-07200-0-11100-10000-36020-0-0101								26.00	0.21	9.76	37.50	0.00	16.24	62.46
010-07200-0-11100-10000-36020-0-0110								104.00	14.27	80.71	77.60	0.00	23.29	22.39
010-07230-0-00000-36000-36020-0-0000								141.00	16.47	95.38	67.60	0.00	45.62	32.35
010-11000-0-11100-41000-36020-0-0203								2.00	0.00	0.00	0.00	0.00	2.00	100.00
010-30100-0-11100-10000-36020-0-0110								0.00	0.00	0.00	0.00	0.00	0.00	0.00
010-32130-0-11100-10000-36020-0-0101								54.00	3.25	20.09	37.20	0.00	33.91	62.80
010-32130-0-11100-10000-36020-0-0110								37.00	5.65	55.90	151.10	0.00	(18.90)	0.00

BUDGET REPORT

FY: 2024

9:38:32AM

FROM: 3/1/2024 TO 3/31/2024

FUND: 010 - General Fund

FD	RE	PY	GO	FN	OB	SI	L2					UNENCUMBERED			
								Working	Current	Year To Date	%	Encumbered	Balance	%	
010-32130-0-11100-40000-36020-0-0000								5.00	0.00	0.60	12.00	0.00	4.40	88.00	
010-32140-0-11100-10000-36020-0-0101								0.00	3.20	11.96	0.00	0.00	(11.96)	0.00	
010-58126-0-11100-10000-36020-0-0201								18.00	2.15	12.76	70.90	0.00	5.24	29.11	
010-81500-0-00000-81100-36020-0-0000								425.00	53.08	333.24	78.40	0.00	91.76	21.59	
								TOTAL: 36020	1,619.00	185.70	1,200.01	74.12	0.00	418.99	25.88
Other Benefits, certificated positions															
010-00000-0-11100-10000-39010-0-0000								0.00	0.00	0.00	0.00	0.00	0.00	0.00	
								TOTAL: 39010	0.00	0.00	0.00	0.00	0.00	0.00	
								TOTAL: 30000	209,855.01	18,239.75	131,074.77	62.46	0.00	78,780.24	37.54
Materials and Supplies															
010-00000-0-00000-21000-43000-0-0000								100.00	0.00	0.00	0.00	0.00	100.00	100.00	
010-00000-0-00000-21400-43000-0-0000								200.00	0.00	21.18	10.60	0.00	178.82	89.41	
010-00000-0-00000-27000-43000-0-0000								1,100.00	184.72	1,023.26	93.00	0.00	76.74	6.98	
010-00000-0-00000-31400-43000-0-0000								1,000.00	18.51	361.57	36.20	53.99	584.44	58.44	
010-00000-0-00000-71500-43000-0-0000								515.00	0.00	155.06	30.10	0.00	359.94	69.89	
010-00000-0-00000-72000-43000-0-0000								800.00	0.00	129.28	16.20	0.00	670.72	83.84	
010-00000-0-00000-77000-43000-0-0000								0.00	0.00	0.00	0.00	0.00	0.00	0.00	
010-00000-0-00000-81100-43000-0-0000								0.00	0.00	0.00	0.00	0.00	0.00	0.00	
010-00000-0-00000-82000-43000-0-0000								5,000.00	449.41	4,160.54	83.20	0.00	839.46	16.79	
010-00000-0-11100-10000-43000-0-0000								6,000.00	175.31	3,533.46	58.90	0.00	2,466.54	41.11	
010-00000-0-11100-10000-43000-0-0303								200.00	0.00	172.44	86.20	0.00	27.56	13.78	
010-00000-0-11100-24200-43000-0-0000								55.00	9.83	17.32	31.50	0.00	37.68	68.51	
010-07200-0-00000-24203-43000-0-0202								250.00	0.00	237.91	95.20	0.00	12.09	4.84	
010-07200-0-11100-10000-43000-0-0000								50.00	0.00	24.09	48.20	0.00	25.91	51.82	
010-07200-0-11100-10000-43000-0-0103								2,051.50	0.00	2,272.77	110.80	0.00	(221.27)	0.00	
010-07200-0-11100-10000-43000-0-0204								220.00	11.56	36.49	16.60	93.14	90.37	41.08	
010-07200-0-11100-10000-43000-0-0302								0.00	0.00	0.00	0.00	0.00	0.00	0.00	
010-11000-0-00000-27000-43000-0-0305								600.00	161.26	161.26	26.90	0.00	438.74	73.12	
010-11000-0-11100-10000-43000-0-0000								1,600.00	0.00	592.60	37.00	0.00	1,007.40	62.96	
010-11000-0-11100-10000-43000-0-0302								3,800.00	0.00	3,591.90	94.50	0.00	208.10	5.48	
010-11000-0-11100-41000-43000-0-0203								110.00	12.65	79.89	72.60	0.00	30.11	27.37	
010-30100-0-11100-10000-43000-0-0000								0.00	0.00	0.00	0.00	0.00	0.00	0.00	
010-30100-0-11100-10000-43000-0-0110								0.00	0.00	0.00	0.00	0.00	0.00	0.00	
010-32120-0-11100-10000-43000-0-0000								0.00	0.00	0.00	0.00	0.00	0.00	0.00	
010-32130-0-11100-10000-43000-0-0109								0.00	0.00	0.00	0.00	0.00	0.00	0.00	
010-32140-0-11100-10000-43000-0-0000								502.00	0.00	0.00	0.00	0.00	502.00	100.00	

BUDGET REPORT

FY: 2024

9:38:32AM

FROM: 3/1/2024 TO 3/31/2024

FUND: 010 - General Fund

						UNENCUMBERED								
FD	RE	PY	GO	FN	OB	SI	L2	Working	Current	Year To Date	%	Encumbered	Balance	%
010-32140-0-11100-10000-43000-0-0108								0.00	0.00	0.00	0.00	0.00	0.00	0.00
010-41270-0-11100-10000-43000-0-0210								1,016.00	0.00	0.00	0.00	0.00	1,016.00	100.00
010-58126-0-11100-10000-43000-0-0201								607.00	88.20	123.99	20.40	0.00	483.01	79.57
010-67620-0-11100-10000-43000-0-0000								1,266.12	0.00	757.83	59.90	0.00	508.29	40.15
010-70280-0-00000-37000-43000-0-0000								0.00	0.00	0.00	0.00	0.00	0.00	0.00
010-70320-0-00000-37000-43000-0-0000								500.00	0.00	19.40	3.90	0.00	480.60	96.12
010-73880-0-00000-31400-43000-0-0000								214.20	0.00	0.00	0.00	0.00	214.20	100.00
010-74350-0-11100-10000-43000-0-0000								1,000.00	0.00	11.80	1.20	0.00	988.20	98.82
010-74350-0-11100-10000-43000-0-0216								110.00	0.00	112.94	102.70	0.00	(2.94)	0.00
010-81500-0-00000-81100-43000-0-0000								1,000.00	61.67	346.36	34.60	0.00	653.64	65.36
010-90570-0-00000-27000-43000-0-0000							C	0.00	0.00	0.00	0.00	0.00	0.00	0.00
TOTAL: 43000								29,866.82	1,173.12	17,943.34	60.08	147.13	11,776.35	39.43
Non-Capitalized Equipment														
010-00000-0-00000-27000-44000-0-0000								110.00	0.00	100.94	91.80	0.00	9.06	8.24
010-00000-0-00000-31400-44000-0-0000								695.56	0.00	350.28	50.40	0.00	345.28	49.64
010-00000-0-00000-71500-44000-0-0000								0.00	0.00	0.00	0.00	0.00	0.00	0.00
010-00000-0-00000-72000-44000-0-0000								2,000.00	0.00	1,776.80	88.80	0.00	223.20	11.16
010-00000-0-00000-82000-44000-0-0000								400.00	0.00	300.34	75.10	0.00	99.66	24.92
010-00000-0-11100-10000-44000-0-0000								500.00	0.00	0.00	0.00	0.00	500.00	100.00
010-00000-0-11100-10000-44000-0-0303							C	0.00	0.00	0.00	0.00	0.00	0.00	0.00
010-00000-0-11100-24200-44000-0-0000								177.00	209.72	209.72	118.50	0.00	(32.72)	0.00
010-07200-0-11100-10000-44000-0-0303								1,450.00	0.00	1,147.67	79.10	0.00	302.33	20.85
010-32130-0-00000-82000-44000-0-0000								668.45	0.00	0.00	0.00	0.00	668.45	100.00
010-58126-0-11100-10000-44000-0-0201								1,319.18	0.00	0.00	0.00	0.00	1,319.18	100.00
010-58126-1-11100-10000-44000-0-0201							C	0.00	0.00	0.00	0.00	0.00	0.00	0.00
010-67620-0-11100-10000-44000-0-0000								1,248.38	0.00	983.25	78.80	0.00	265.13	21.24
010-67620-0-11100-24200-44000-0-0000								0.00	184.14	184.14	0.00	0.00	(184.14)	0.00
010-70280-0-00000-37000-44000-0-0000								0.00	0.00	0.00	0.00	0.00	0.00	0.00
010-70320-0-00000-37000-44000-0-0000								12,500.00	0.00	0.00	0.00	0.00	12,500.00	100.00
010-81500-0-00000-81100-44000-0-0000								906.64	0.00	0.00	0.00	0.00	906.64	100.00
TOTAL: 44000								21,975.21	393.86	5,053.14	22.99	0.00	16,922.07	77.01
Food														
010-54660-0-00000-37000-47000-0-0000								16,370.49	0.00	0.00	0.00	0.00	16,370.49	100.00
010-70320-0-00000-37000-47000-0-0000								14,519.00	0.00	1,962.28	13.50	0.00	12,556.72	86.48
TOTAL: 47000								30,889.49	0.00	1,962.28	6.35	0.00	28,927.21	93.65
TOTAL: 40000								82,731.52	1,566.98	24,958.76	30.17	147.13	57,625.63	69.65

BUDGET REPORT

FY: 2024

9:38:32AM

FROM: 3/1/2024 TO 3/31/2024

FUND: 010 - General Fund

FD	RE	PY	GO	FN	OB	SI	L2					UNENCUMBERED		
								Working	Current	Year To Date	%	Encumbered	Balance	%
Travel and Conferences														
	010-00000-0-00000-27000-52000-0-0000							1,000.00	0.00	404.71	40.50	294.80	300.49	30.05
	010-00000-0-00000-71500-52000-0-0000							1,500.00	0.00	0.00	0.00	0.00	1,500.00	100.00
	010-00000-0-00000-72000-52000-0-0000							500.00	19.47	497.64	99.50	29.32	(26.96)	0.00
	010-00000-0-11100-10000-52000-0-0000							1,000.00	0.00	439.45	43.90	0.00	560.55	56.06
	010-07200-0-11100-10000-52000-0-0112							1,100.00	217.80	757.55	68.90	77.00	265.45	24.13
	010-07200-0-11100-10000-52000-0-0113							250.00	250.00	250.00	100.00	0.00	0.00	0.00
	010-11000-0-11100-10000-52000-0-0203							110.00	35.20	35.20	32.00	0.00	74.80	68.00
	TOTAL: 52000							5,460.00	522.47	2,384.55	43.67	401.12	2,674.33	48.98
Dues and Memberships														
	010-00000-0-00000-71100-53000-0-0000							144.00	0.00	0.00	0.00	0.00	144.00	100.00
	010-00000-0-00000-71500-53000-0-0000							0.00	0.00	0.00	0.00	0.00	0.00	0.00
	010-00000-0-00000-72000-53000-0-0000							500.00	0.00	428.89	85.80	0.00	71.11	14.22
	TOTAL: 53000							644.00	0.00	428.89	66.60	0.00	215.11	33.40
Other Insurance														
	010-00000-0-00000-72000-54500-0-0000							3,600.00	0.00	3,492.28	97.00	0.00	107.72	2.99
	010-07230-0-00000-36000-54500-0-0000							150.00	0.00	1,005.40	670.30	0.00	(855.40)	0.00
	TOTAL: 54500							3,750.00	0.00	4,497.68	119.94	0.00	(747.68)	0.00
Operation and Housekeeping Services														
	010-00000-0-00000-82000-55000-0-0000							4,490.00	211.79	2,488.91	55.40	0.00	2,001.09	44.57
	TOTAL: 55000							4,490.00	211.79	2,488.91	55.43	0.00	2,001.09	44.57
Electricity														
	010-00000-0-00000-82000-55002-0-0000							11,000.00	660.57	10,966.90	99.70	0.00	33.10	0.30
	TOTAL: 55002							11,000.00	660.57	10,966.90	99.70	0.00	33.10	0.30
Water/Sewer														
	010-00000-0-00000-82000-55003-0-0000							880.00	0.00	588.28	66.90	0.00	291.72	33.15
	TOTAL: 55003							880.00	0.00	588.28	66.85	0.00	291.72	33.15
Garbage														
	010-00000-0-00000-82000-55006-0-0000							990.00	82.94	746.46	75.40	0.00	243.54	24.60
	TOTAL: 55006							990.00	82.94	746.46	75.40	0.00	243.54	24.60
Propane														
	010-00000-0-00000-82000-55007-0-0000							2,640.00	207.47	1,758.81	66.60	0.00	881.19	33.38
	TOTAL: 55007							2,640.00	207.47	1,758.81	66.62	0.00	881.19	33.38

BUDGET REPORT

FY: 2024

9:38:32AM

FROM: 3/1/2024 TO 3/31/2024

FUND: 010 - General Fund

FD	RE	PY	GO	FN	OB	SI	L2					UNENCUMBERED		
								Working	Current	Year To Date	%	Encumbered	Balance	%
Rentals, Leases, Repairs and Non-Capitalized Improvements														
010	00000	0	00000	72000	56000	0	0000	300.00	0.00	148.79	49.60	0.00	151.21	50.40
010	00000	0	00000	81100	56000	0	0000	1,500.00	0.00	20.84	1.40	0.00	1,479.16	98.61
010	00000	0	00000	82000	56000	0	0000	5,000.00	43.18	2,773.64	55.50	0.00	2,226.36	44.53
010	00000	0	11100	10000	56000	0	0000	700.00	0.00	302.09	43.20	0.00	397.91	56.84
010	07230	0	00000	36000	56000	0	0000	4,608.00	928.55	3,240.88	70.30	0.00	1,367.12	29.67
010	32130	0	00000	81100	56000	0	0000	0.00	0.00	0.00	0.00	0.00	0.00	0.00
010	70320	0	00000	82000	56000	0	0000	1,700.00	0.00	1,698.88	99.90	0.00	1.12	0.07
010	81500	0	00000	81100	56000	0	0000	50,000.00	0.00	1,556.27	3.10	0.00	48,443.73	96.89
010	90570	0	00000	81100	56000	0	0000	0.00	0.00	0.00	0.00	0.00	0.00	0.00
010	90570	0	00000	85000	56000	0	0000	0.00	0.00	0.00	0.00	0.00	0.00	0.00
TOTAL: 56000								63,808.00	971.73	9,741.39	15.27	0.00	54,066.61	84.73
Professional/Consulting Services and Operating Expenditures														
010	00000	0	00000	21000	58000	0	0000	55.00	0.00	46.54	84.60	0.00	8.46	15.38
010	00000	0	00000	27000	58000	0	0000	2,500.00	0.00	2,434.92	97.40	0.00	65.08	2.60
010	00000	0	00000	27000	58000	0	0205	935.00	0.00	1,140.74	122.00	0.00	(205.74)	0.00
010	00000	0	00000	27000	58000	0	0206	150.00	0.00	0.00	0.00	0.00	150.00	100.00
010	00000	0	00000	31200	58000	0	0301	2,475.00	0.00	1,487.66	60.10	0.00	987.34	39.89
010	00000	0	00000	31400	58000	0	0000	3,100.00	0.00	1,391.28	44.90	0.00	1,708.72	55.12
010	00000	0	00000	71100	58000	0	0000	500.00	792.25	792.25	158.50	0.00	(292.25)	0.00
010	00000	0	00000	71500	58000	0	0000	10,000.00	269.99	5,447.28	54.50	0.00	4,552.72	45.53
010	00000	0	00000	71910	58000	0	0000	15,000.00	0.00	6,699.60	44.70	0.00	8,300.40	55.34
010	00000	0	00000	72000	58000	0	0000	8,000.00	501.15	3,460.25	43.30	0.00	4,539.75	56.75
010	00000	0	00000	72000	58000	0	0208	462.00	0.00	462.00	100.00	0.00	0.00	0.00
010	00000	0	00000	77000	58000	0	0306	5,720.00	0.00	210.51	3.70	0.00	5,509.49	96.32
010	00000	0	00000	81100	58000	0	0000	165.00	0.00	220.85	133.80	0.00	(55.85)	0.00
010	00000	0	00000	82000	58000	0	0000	2,500.00	184.94	945.76	37.80	0.00	1,554.24	62.17
010	00000	0	11100	10000	58000	0	0000	7,000.00	79.20	2,098.78	30.00	0.00	4,901.22	70.02
010	07200	0	00000	24203	58000	0	0202	275.00	0.00	0.00	0.00	0.00	275.00	100.00
010	07200	0	00000	72000	58000	0	0212	0.00	0.00	0.00	0.00	0.00	0.00	0.00
010	07200	0	00000	72000	58000	0	0213	330.00	0.00	0.00	0.00	0.00	330.00	100.00
010	07200	0	11100	10000	58000	0	0000	0.00	0.00	0.00	0.00	0.00	0.00	0.00
010	07200	0	11100	10000	58000	0	0103	150.00	0.00	228.69	152.50	565.26	(643.95)	0.00
010	07200	0	11100	10000	58000	0	0108	2,352.00	0.00	2,063.88	87.80	0.00	288.12	12.25
010	07230	0	00000	36000	58000	0	0000	0.00	0.00	0.00	0.00	0.00	0.00	0.00
010	11000	0	11100	10000	58000	0	0309	638.00	0.00	552.42	86.60	0.00	85.58	13.41
010	32120	0	11100	10000	58000	0	0000	0.00	0.00	0.00	0.00	0.00	0.00	0.00

BUDGET REPORT

FY: 2024

9:38:32AM

FROM: 3/1/2024 TO 3/31/2024

FUND: 010 - General Fund

						UNENCUMBERED								
FD	RE	PY	GO	FN	OB	SI	L2	Working	Current	Year To Date	%	Encumbered	Balance	%
010-32140-0-11100-10000-58000-0-0114								0.00	0.00	0.00	0.00	0.00	0.00	0.00
010-32160-0-11100-10000-58000-0-0000								650.00	0.00	522.50	80.40	0.00	127.50	19.62
010-40350-0-11100-10000-58000-0-0102								948.20	0.00	0.00	0.00	0.00	948.20	100.00
010-40350-0-11100-10000-58000-0-0113								327.80	0.00	327.80	100.00	0.00	0.00	0.00
010-58126-0-11100-10000-58000-0-0000								330.00	0.00	0.00	0.00	0.00	330.00	100.00
010-62660-0-11100-10000-58000-0-0113								0.00	0.00	0.00	0.00	0.00	0.00	0.00
010-67620-0-00000-24202-58000-0-0000					C			0.00	0.00	0.00	0.00	0.00	0.00	0.00
010-67620-0-11100-10000-58000-0-0000								275.00	0.00	274.25	99.70	0.00	0.75	0.27
010-70280-0-00000-82000-58000-0-0000								0.00	0.00	0.00	0.00	0.00	0.00	0.00
010-70320-0-00000-82000-58000-0-0000								0.00	0.00	0.00	0.00	0.00	0.00	0.00
010-73110-0-11100-10000-58000-0-0304								220.00	0.00	0.00	0.00	0.00	220.00	100.00
010-81500-0-00000-81100-58000-0-0000								8,061.00	376.75	2,200.44	27.30	0.00	5,860.56	72.70
010-90353-0-00000-82000-58000-0-0000								500.00	0.00	0.00	0.00	0.00	500.00	100.00
TOTAL: 58000								73,619.00	2,204.28	33,008.40	44.84	565.26	40,045.34	54.40
Pension Penalties & Interest														
010-00000-0-00000-71000-58009-0-0000								100.00	0.00	796.68	796.70	0.00	(696.68)	0.00
TOTAL: 58009								100.00	0.00	796.68	796.68	0.00	(696.68)	0.00
Communications														
010-00000-0-00000-82000-59000-0-0000								5,700.00	284.47	1,759.19	30.90	0.00	3,940.81	69.14
TOTAL: 59000								5,700.00	284.47	1,759.19	30.86	0.00	3,940.81	69.14
Communications - E Rate Discount (Abatement)														
010-00000-0-00000-82000-59001-0-0000								(3,750.00)	0.00	0.00	0.00	0.00	(3,750.00)	100.00
TOTAL: 59001								(3,750.00)	0.00	0.00	0.00	0.00	(3,750.00)	100.00
Communications - Telephone														
010-00000-0-00000-82000-59003-0-0000								1,100.00	151.17	979.75	89.10	0.00	120.25	10.93
TOTAL: 59003								1,100.00	151.17	979.75	89.07	0.00	120.25	10.93
Communications - Postage														
010-00000-0-00000-72000-59004-0-0000								1,250.00	38.46	230.41	18.40	0.00	1,019.59	81.57
TOTAL: 59004								1,250.00	38.46	230.41	18.43	0.00	1,019.59	81.57
TOTAL: 50000								171,681.00	5,335.35	70,376.30	40.99	966.38	100,338.32	58.44
Buildings and Improvement of Buildings														
010-00000-0-00000-85000-62000-0-7711								3,000.00	0.00	3,000.00	100.00	0.00	0.00	0.00
TOTAL: 62000								3,000.00	0.00	3,000.00	100.00	0.00	0.00	0.00

BUDGET REPORT

FY: 2024

9:38:32AM

FROM: 3/1/2024 TO 3/31/2024

FUND: 010 - General Fund

FD	RE	PY	GO	FN	OB	SI	L2					UNENCUMBERED		
								Working	Current	Year To Date	%	Encumbered	Balance	%
Equipment														
	010-00000-0-00000-82000-64000-0-0000							3,497.78	0.00	0.00	0.00	3,497.78	0.00	0.00
	TOTAL: 64000							3,497.78	0.00	0.00	0.00	3,497.78	0.00	0.00
Equipment Replacement														
	010-70280-0-00000-37000-65000-0-0000							0.00	0.00	0.00	0.00	0.00	0.00	0.00
	010-70320-0-00000-37000-65000-0-0000							6,500.00	0.00	6,500.00	100.00	0.00	0.00	0.00
	TOTAL: 65000							6,500.00	0.00	6,500.00	100.00	0.00	0.00	0.00
	TOTAL: 60000							12,997.78	0.00	9,500.00	73.09	3,497.78	0.00	0.00
Other Tuition, Excess Costs, and/or Deficits Payments to COE														
	010-00000-0-00000-92000-71420-0-0000							24,688.00	2,531.40	14,251.90	57.70	0.00	10,436.10	42.27
	TOTAL: 71420							24,688.00	2,531.40	14,251.90	57.73	0.00	10,436.10	42.27
Transfers of Indirect Costs														
	010-00000-0-00000-72100-73100-0-0000							(84.00)	0.00	0.00	0.00	0.00	(84.00)	100.00
	010-41270-0-00000-72100-73100-0-0000							84.00	0.00	0.00	0.00	0.00	84.00	100.00
	010-67620-0-00000-72100-73100-0-0000							0.00	0.00	0.00	0.00	0.00	0.00	0.00
	TOTAL: 73100							0.00	0.00	0.00	0.00	0.00	0.00	0.00
Transfers of Indirect Costs - Interfund														
	010-00000-0-00000-72100-73500-0-0000							(668.00)	0.00	0.00	0.00	0.00	(668.00)	100.00
	TOTAL: 73500							(668.00)	0.00	0.00	0.00	0.00	(668.00)	100.00
Debt Service - Interest														
	010-00000-0-00000-91000-74380-0-0000							536.00	0.00	536.33	100.10	0.00	(0.33)	0.00
	TOTAL: 74380							536.00	0.00	536.33	100.06	0.00	(0.33)	0.00
Other Debt Service - Principal														
	010-00000-0-00000-91000-74390-0-0000							2,888.00	0.00	2,887.75	100.00	0.00	0.25	0.01
	TOTAL: 74390							2,888.00	0.00	2,887.75	99.99	0.00	0.25	0.01
Other Authorized Interfund Transfers Out														
	010-00000-0-00000-93000-76190-0-0000							100,000.00	0.00	0.00	0.00	0.00	100,000.00	100.00
	TOTAL: 76190							100,000.00	0.00	0.00	0.00	0.00	100,000.00	100.00
	TOTAL: 70000							127,444.00	2,531.40	17,675.98	13.87	0.00	109,768.02	86.13
	TOTAL EXPENSES:							1,039,608.64	75,640.19	560,484.89	53.91	4,611.29	474,512.46	45.64

BUDGET REPORT

BDG113

4/8/2024

FY: 2024

9:38:32AM

FROM: 3/1/2024 TO 3/31/2024

FUND: 010 - General Fund

						UNENCUMBERED								
FD	RE	PY	GO	FN	OB	SI	L2	Working	Current	Year To Date	%	Encumbered	Balance	%

SUMMARY FOR 010 - GENERAL FUND

		Current	Year To Date	%	Encumbered	Balance	%
TOTAL: INCOME	761,267.82	153,166.49	1,122,403.50	147.44	0.00	(361,135.68)	0.00
TOTAL: 1000-5000	899,166.86	73,108.79	533,308.91	59.31	1,113.51	364,744.44	40.56
TOTAL: 1000-6000	912,164.64	73,108.79	542,808.91	59.51	4,611.29	364,744.44	39.99
TOTAL: EXPENSES	1,039,608.64	75,640.19	560,484.89	53.91	4,611.29	474,512.46	45.64



SEQUOIA UNION | **ELEMENTARY SCHOOL**

6. CONSENT ACTION ITEMS – 6.2 Budget Report Charter

BUDGET REPORT

FY: 2024

9:39:37AM

FROM: 3/1/2024 TO 3/31/2024

FUND: 090 - Charter Schools Special Revenue Fund

						UNENCUMBERED								
FD	RE	PY	GO	FN	OB	SI	L2	Working	Current	Year To Date	%	Encumbered	Balance	%
LCFF State Aid Charters - Current Year														
								3,169,471.00	502,899.72	2,388,587.81	75.40	0.00	780,883.19	24.64
							TOTAL: 80111	3,169,471.00	502,899.72	2,388,587.81	75.36	0.00	780,883.19	24.64
Education Protection Account														
								0.00	0.00	0.00	0.00	0.00	0.00	0.00
							TOTAL: 80120	0.00	0.00	0.00	0.00	0.00	0.00	0.00
Education Protection Account - Charter Schools														
								65,424.00	16,175.00	48,002.00	73.40	0.00	17,422.00	26.63
							TOTAL: 80121	65,424.00	16,175.00	48,002.00	73.37	0.00	17,422.00	26.63
LCFF/Revenue Limit State Aid Charters - Prior Years														
								0.00	0.00	(46.00)	0.00	0.00	46.00	0.00
							TOTAL: 80191	0.00	0.00	(46.00)	0.00	0.00	46.00	0.00
Transfers to Charter Schools in Lieu of Property Taxes														
								559,431.00	0.00	0.00	0.00	0.00	559,431.00	100.00
							TOTAL: 80960	559,431.00	0.00	0.00	0.00	0.00	559,431.00	100.00
All Other Federal Revenue														
								0.00	0.00	(10,685.63)	0.00	0.00	10,685.63	0.00
								196,900.60	0.00	16,551.54	8.40	0.00	180,349.06	91.59
								111,134.30	0.00	0.00	0.00	0.00	111,134.30	100.00
								4,500.00	0.00	0.00	0.00	0.00	4,500.00	100.00
								0.00	0.00	0.00	0.00	0.00	0.00	0.00
								10,324.00	0.00	463.18	4.50	0.00	9,860.82	95.51
								8,900.00	0.00	4,222.66	47.40	0.00	4,677.34	52.55
								35,982.00	0.00	8,112.89	22.50	0.00	27,869.11	77.45
								0.00	0.00	0.00	0.00	0.00	0.00	0.00
							TOTAL: 82900	367,740.90	0.00	18,664.64	5.08	0.00	349,076.26	94.92
Child Nutrition														
								0.00	0.00	0.00	0.00	0.00	0.00	0.00
							TOTAL: 85200	0.00	0.00	0.00	0.00	0.00	0.00	0.00
Mandated Cost Reimbursements														
								6,288.00	0.00	6,288.00	100.00	0.00	0.00	0.00
							TOTAL: 85500	6,288.00	0.00	6,288.00	100.00	0.00	0.00	0.00

BUDGET REPORT

FY: 2024

9:39:37AM

FROM: 3/1/2024 TO 3/31/2024

FUND: 090 - Charter Schools Special Revenue Fund

FD	RE	PY	GO	FN	OB	SI	L2					UNENCUMBERED		
								Working	Current	Year To Date	%	Encumbered	Balance	%
State Lottery Revenue														
	090-11000-0-00000-00000-85600-0-0000							51,255.00	15,885.95	7,278.99	14.20	0.00	43,976.01	85.80
	090-63000-0-00000-00000-85600-0-0000							35,300.00	0.00	(8,838.28)	0.00	0.00	44,138.28	125.04
	TOTAL: 85600							86,555.00	15,885.95	(1,559.29)	0.00	0.00	88,114.29	101.80
All Other State Revenue														
	090-26000-0-00000-00000-85900-0-0000							218,401.00	39,326.18	159,446.73	73.00	0.00	58,954.27	26.99
	090-60530-0-00000-00000-85900-0-0000							48,334.00	0.00	97,614.28	202.00	0.00	(49,280.28)	0.00
	090-62660-0-00000-00000-85900-0-0000							0.00	0.00	0.00	0.00	0.00	0.00	0.00
	090-65460-0-00000-00000-85900-0-0000							0.00	0.00	0.00	0.00	0.00	0.00	0.00
	090-67620-0-00000-00000-85900-0-0000							0.00	0.00	4,052.00	0.00	0.00	(4,052.00)	0.00
	090-67700-0-00000-00000-85900-0-0000							42,069.41	0.00	0.00	0.00	0.00	42,069.41	100.00
	090-74220-0-00000-00000-85900-0-0000							14,047.00	0.00	14,046.85	100.00	0.00	0.15	0.00
	090-74350-0-00000-00000-85900-0-0000							0.00	0.00	(281,404.00)	0.00	0.00	281,404.00	0.00
	090-76900-0-00000-00000-85900-0-0000							135,667.99	0.00	0.00	0.00	0.00	135,667.99	100.00
	TOTAL: 85900							458,519.40	39,326.18	(6,244.14)	0.00	0.00	464,763.54	101.36
Interest														
	090-00000-0-00000-00000-86600-0-0000							5,500.00	0.00	9,655.17	175.50	0.00	(4,155.17)	0.00
	TOTAL: 86600							5,500.00	0.00	9,655.17	175.55	0.00	(4,155.17)	0.00
Net Increase (Decrease) in the Fair Value of Investments														
	090-00000-0-00000-00000-86620-0-0000							750.00	0.00	16,322.03	2,176.30	0.00	(15,572.03)	0.00
	TOTAL: 86620							750.00	0.00	16,322.03	2,176.27	0.00	(15,572.03)	0.00
All Other Local Revenue														
	090-00000-0-00000-00000-86990-0-0000							8,000.00	0.00	4,000.00	50.00	0.00	4,000.00	50.00
	TOTAL: 86990							8,000.00	0.00	4,000.00	50.00	0.00	4,000.00	50.00
Other Authorized Interfund Transfers In														
	090-00000-0-00000-00000-89190-0-0000							100,000.00	0.00	0.00	0.00	0.00	100,000.00	100.00
	TOTAL: 89190							100,000.00	0.00	0.00	0.00	0.00	100,000.00	100.00
Contributions from Unrestricted Resources														
	090-00000-0-00000-00000-89800-0-0000							(705,997.85)	0.00	0.00	0.00	0.00	(705,997.85)	100.00
	090-07200-0-00000-00000-89800-0-0000							518,611.88	0.00	0.00	0.00	0.00	518,611.88	100.00
	090-07230-0-00000-00000-89800-0-0000							187,385.97	0.00	0.00	0.00	0.00	187,385.97	100.00
	TOTAL: 89800							0.00	0.00	0.00	0.00	0.00	0.00	0.00
	TOTAL: 80000							4,827,679.30	574,286.85	2,483,670.22	51.45	0.00	2,344,009.08	48.55

BUDGET REPORT

FY: 2024

9:39:37AM

FROM: 3/1/2024 TO 3/31/2024

FUND: 090 - Charter Schools Special Revenue Fund

						UNENCUMBERED								
FD	RE	PY	GO	FN	OB	SI	L2	Working	Current	Year To Date	%	Encumbered	Balance	%
TOTAL INCOME:								4,827,679.30	574,286.85	2,483,670.22	51.45	0.00	2,344,009.08	48.55
Certificated Teachers` Salaries														
090-00000-0-11100-10000-11000-0-0000								1,293,771.87	153,317.19	898,743.22	69.50	0.00	395,028.65	30.53
090-07200-0-11100-10000-11000-0-0106								59,272.00	0.00	11,713.38	19.80	0.00	47,558.62	80.24
090-07200-0-11100-10000-11000-0-0211								42,746.50	5,009.75	36,785.80	86.10	0.00	5,960.70	13.94
090-14000-0-11100-10000-11000-0-0000								49,644.00	6,216.90	36,104.80	72.70	0.00	13,539.20	27.27
090-32130-0-11100-10000-11000-0-0000								2,225.00	547.58	3,358.21	150.90	0.00	(1,133.21)	0.00
090-32130-0-11100-10000-11000-0-0101								0.00	74.43	446.58	0.00	0.00	(446.58)	0.00
090-32140-0-11100-10000-11000-0-0101								75,455.02	8,961.08	52,191.93	69.20	0.00	23,263.09	30.83
090-67620-0-11100-10000-11000-0-0201								61,055.35	7,151.33	43,577.17	71.40	0.00	17,478.18	28.63
090-67700-0-11100-10000-11000-0-0211								28,531.41	3,732.76	13,987.44	49.00	0.00	14,543.97	50.98
090-74220-0-11100-10000-11000-0-0000								11,520.90	0.00	11,520.90	100.00	0.00	0.00	0.00
TOTAL: 11000								1,624,222.05	185,011.02	1,108,429.43	68.24	0.00	515,792.62	31.76
Substitute Teachers														
090-00000-0-11100-10000-11002-0-0000								44,500.00	12,104.00	72,201.39	162.30	0.00	(27,701.39)	0.00
TOTAL: 11002								44,500.00	12,104.00	72,201.39	162.25	0.00	(27,701.39)	0.00
Teacher - Auxilary														
090-00000-0-11100-40000-11003-0-0000								9,790.00	0.00	3,560.00	36.40	0.00	6,230.00	63.64
090-11000-0-11100-41000-11003-0-0203								890.00	0.00	0.00	0.00	0.00	890.00	100.00
090-26000-0-11100-10000-11003-0-0000								5,700.00	711.90	5,462.84	95.80	0.00	237.16	4.16
090-26000-0-11350-10000-11003-0-0000								14,688.50	0.00	14,688.50	100.00	0.00	0.00	0.00
090-32130-0-11100-10000-11003-0-0000								2,225.00	468.94	2,694.23	121.10	0.00	(469.23)	0.00
090-32130-0-11100-10000-11003-0-0307								0.00	0.00	0.00	0.00	0.00	0.00	0.00
090-32130-0-11100-40000-11003-0-0102								3,738.00	0.00	3,758.00	100.50	0.00	(20.00)	0.00
TOTAL: 11003								37,031.50	1,180.84	30,163.57	81.45	0.00	6,867.93	18.55
Certificated Supervisors and Administrators Salaries														
090-00000-0-00000-27000-13000-0-0000								114,879.00	9,573.26	86,159.34	75.00	0.00	28,719.66	25.00
090-26000-0-00000-27000-13000-0-0000								0.00	0.00	0.00	0.00	0.00	0.00	0.00
090-26000-0-11350-27000-13000-0-0000								3,637.50	0.00	3,637.50	100.00	0.00	0.00	0.00
090-62660-0-11100-21000-13000-0-0104								19,200.00	1,941.81	15,534.48	80.90	0.00	3,665.52	19.09
TOTAL: 13000								137,716.50	11,515.07	105,331.32	76.48	0.00	32,385.18	23.52
TOTAL: 10000								1,843,470.05	209,810.93	1,316,125.71	71.39	0.00	527,344.34	28.61

Classified Instructional Salaries

BUDGET REPORT

FY: 2024

9:39:37AM

FROM: 3/1/2024 TO 3/31/2024

FUND: 090 - Charter Schools Special Revenue Fund

FD	RE	PY	GO	FN	OB	SI	L2					UNENCUMBERED		
								Working	Current	Year To Date	%	Encumbered	Balance	%
090-00000-0-11100-40000-21000-0-0000								979.00	111.25	489.50	50.00	0.00	489.50	50.00
090-07200-0-11100-10000-21000-0-0101								18,726.00	124.60	5,200.97	27.80	0.00	13,525.03	72.23
090-07200-0-11100-10000-21000-0-0110								57,164.00	7,061.75	41,826.53	73.20	0.00	15,337.47	26.83
090-26000-0-11100-10000-21000-0-0000								70,000.00	8,307.68	53,631.41	76.60	0.00	16,368.59	23.38
090-26000-0-11350-10000-21000-0-0000								1,449.82	0.00	1,449.82	100.00	0.00	0.00	0.00
090-30100-0-11100-10000-21000-0-0110								0.00	0.00	0.00	0.00	0.00	0.00	0.00
090-32120-0-11100-10000-21000-0-0110						C		0.00	0.00	0.00	0.00	0.00	0.00	0.00
090-32130-0-11100-10000-21000-0-0101								31,173.38	1,286.18	8,111.03	26.00	0.00	23,062.35	73.98
090-32130-0-11100-10000-21000-0-0110								86,323.00	10,287.33	59,112.35	68.50	0.00	27,210.65	31.52
090-32140-0-11100-10000-21000-0-0101								0.00	2,474.78	9,271.26	0.00	0.00	(9,271.26)	0.00
090-32140-0-11100-10000-21000-0-0110								0.00	0.00	0.00	0.00	0.00	0.00	0.00
090-60530-0-11100-10000-21000-0-0110								34,970.38	4,327.55	25,355.08	72.50	0.00	9,615.30	27.50
TOTAL: 21000								300,785.58	33,981.12	204,447.95	67.97	0.00	96,337.63	32.03
Substitute Instructional Aides														
090-07200-0-11100-10000-21002-0-0110								4,450.00	1,293.57	5,849.71	131.50	0.00	(1,399.71)	0.00
090-26000-0-11100-10000-21002-0-0000								0.00	0.00	0.00	0.00	0.00	0.00	0.00
090-32130-0-11100-10000-21002-0-0000								1,000.00	0.00	0.00	0.00	0.00	1,000.00	100.00
TOTAL: 21002								5,450.00	1,293.57	5,849.71	107.33	0.00	(399.71)	0.00
Instructional Aides - Auxilary														
090-00000-0-11100-40000-21003-0-0000								9,790.00	445.00	6,675.00	68.20	0.00	3,115.00	31.82
090-07200-0-11100-10000-21003-0-0110								890.00	46.13	102.44	11.50	0.00	787.56	88.49
090-11000-0-11100-40000-21003-0-0000								0.00	0.00	0.00	0.00	0.00	0.00	0.00
090-11000-0-11100-41000-21003-0-0203								890.00	0.00	0.00	0.00	0.00	890.00	100.00
090-26000-0-11100-10000-21003-0-0000								4,000.00	305.25	4,078.52	102.00	0.00	(78.52)	0.00
090-26000-0-11350-10000-21003-0-0000								1,240.12	0.00	1,240.12	100.00	0.00	0.00	0.00
090-32130-0-11100-10000-21003-0-0110								890.00	674.97	3,501.11	393.40	0.00	(2,611.11)	0.00
090-32130-0-11100-40000-21003-0-0000								2,670.00	0.00	356.00	13.30	0.00	2,314.00	86.67
TOTAL: 21003								20,370.12	1,471.35	15,953.19	78.32	0.00	4,416.93	21.68
Classified Support Salaries														
090-00000-0-00000-82000-22000-0-0000								75,787.00	8,904.85	54,978.99	72.50	0.00	20,808.01	27.46
090-07200-0-00000-24203-22000-0-0202								6,230.00	425.48	2,837.92	45.60	0.00	3,392.08	54.45
090-07200-0-00000-31400-22000-0-0308								45,244.00	5,429.55	32,193.31	71.20	0.00	13,050.69	28.85
090-07230-0-00000-36000-22000-0-0000								40,954.00	4,790.18	25,800.92	63.00	0.00	15,153.08	37.00
090-26000-0-00000-31400-22000-0-0000								5,461.00	835.31	4,241.51	77.70	0.00	1,219.49	22.33
090-26000-0-00000-82000-22000-0-0000								17,939.80	2,285.03	14,040.07	78.30	0.00	3,899.73	21.74
090-26000-0-11350-31400-22000-0-0000								3,386.85	0.00	3,386.85	100.00	0.00	0.00	0.00

BUDGET REPORT

FY: 2024

9:39:37AM

FROM: 3/1/2024 TO 3/31/2024

FUND: 090 - Charter Schools Special Revenue Fund

						UNENCUMBERED									
FD	RE	PY	GO	FN	OB	SI	L2	Working	Current	Year To Date	%	Encumbered	Balance	%	
090-26000-0-11350-36000-22000-0-0000								890.05	0.00	890.05	100.00	0.00	0.00	0.00	
090-73880-0-00000-82000-22000-0-0000								0.00	0.00	0.00	0.00	0.00	0.00	0.00	
								195,892.70	22,670.40	138,369.62	70.64	0.00	57,523.08	29.36	
								TOTAL: 22000							
Classified Support Salaries - Auxilary															
090-00000-0-00000-82000-22003-0-0000								5,340.00	368.01	3,110.75	58.30	0.00	2,229.25	41.75	
090-07200-0-00000-31400-22003-0-0308								780.00	0.00	0.00	0.00	0.00	780.00	100.00	
090-07230-0-00000-36000-22003-0-0000								5,785.00	0.00	173.56	3.00	0.00	5,611.44	97.00	
090-26000-0-00000-31400-22003-0-0000								4,100.00	208.09	2,771.18	67.60	0.00	1,328.82	32.41	
090-26000-0-00000-82000-22003-0-0000								1,500.00	0.00	1,384.32	92.30	0.00	115.68	7.71	
090-26000-0-11350-31400-22003-0-0000								275.19	0.00	275.19	100.00	0.00	0.00	0.00	
								TOTAL: 22003	17,780.19	576.10	7,715.00	43.39	0.00	10,065.19	56.61
Classified Supervisors' and Administrators' Salaries															
090-00000-0-00000-27000-23000-0-0000								0.00	0.00	2,225.00	0.00	0.00	(2,225.00)	0.00	
090-00000-0-00000-72000-23000-0-0000								83,814.69	10,271.69	63,134.97	75.30	0.00	20,679.72	24.67	
090-07230-0-00000-36000-23000-0-0000								40,972.97	4,882.33	30,009.29	73.20	0.00	10,963.68	26.76	
								TOTAL: 23000	124,787.66	15,154.02	95,369.26	76.43	0.00	29,418.40	23.57
Clerical, Technical and Office Staff Salaries															
090-00000-0-00000-27000-24000-0-0207								79,379.00	9,736.81	63,696.36	80.20	0.00	15,682.64	19.76	
090-00000-0-00000-72000-24000-0-0207								28,181.42	3,456.68	21,174.24	75.10	0.00	7,007.18	24.86	
090-00000-0-00000-77000-24000-0-0000								36,237.24	4,452.37	27,329.43	75.40	0.00	8,907.81	24.58	
090-26000-0-00000-24200-24000-0-0000								0.00	0.00	0.00	0.00	0.00	0.00	0.00	
090-26000-0-00000-77000-24000-0-0000								0.00	0.00	0.00	0.00	0.00	0.00	0.00	
								TOTAL: 24000	143,797.66	17,645.86	112,200.03	78.03	0.00	31,597.63	21.97
Other Classified Salaries															
090-00000-0-11100-10000-29000-0-0000								0.00	0.00	65.86	0.00	0.00	(65.86)	0.00	
090-07200-0-00000-21000-29000-0-0107								19,247.22	2,163.18	13,566.15	70.50	0.00	5,681.07	29.52	
090-07200-0-00000-24200-29000-0-0202								19,247.22	2,163.18	13,566.15	70.50	0.00	5,681.07	29.52	
090-07200-0-00000-27000-29000-0-0305								24,029.36	2,938.59	17,376.00	72.30	0.00	6,653.36	27.69	
090-58126-0-11100-10000-29000-0-0201								10,298.00	1,259.40	7,446.86	72.30	0.00	2,851.14	27.69	
								TOTAL: 29000	72,821.80	8,524.35	52,021.02	71.44	0.00	20,800.78	28.56
								TOTAL: 20000	881,685.71	101,316.77	631,925.78	71.67	0.00	249,759.93	28.33
State Teachers` Retirement System, certificated positions															
090-00000-0-00000-27000-31010-0-0000								21,942.00	1,828.49	16,456.41	75.00	0.00	5,485.59	25.00	
090-00000-0-11100-10000-31010-0-0000								247,110.00	28,426.51	168,582.06	68.20	0.00	78,527.94	31.78	

BUDGET REPORT

FY: 2024

9:39:37AM

FROM: 3/1/2024 TO 3/31/2024

FUND: 090 - Charter Schools Special Revenue Fund

						UNENCUMBERED								
FD	RE	PY	GO	FN	OB	SI	L2	Working	Current	Year To Date	%	Encumbered	Balance	%
090-00000-0-11100-40000-31010-0-0000								1,870.00	0.00	509.97	27.30	0.00	1,360.03	72.73
090-07200-0-11100-10000-31010-0-0106								11,808.00	0.00	2,237.26	18.90	0.00	9,570.74	81.05
090-07200-0-11100-10000-31010-0-0211								8,165.00	956.87	7,026.11	86.10	0.00	1,138.89	13.95
090-11000-0-11100-41000-31010-0-0203								170.00	0.00	0.00	0.00	0.00	170.00	100.00
090-14000-0-11100-10000-31010-0-0000								9,890.00	1,187.43	6,896.00	69.70	0.00	2,994.00	30.27
090-26000-0-00000-27000-31010-0-0000								0.00	0.00	0.00	0.00	0.00	0.00	0.00
090-26000-0-11100-10000-31010-0-0000								1,135.00	135.97	1,043.41	91.90	0.00	91.59	8.07
090-26000-0-11350-10000-31010-0-0000								2,748.20	0.00	2,748.20	100.00	0.00	0.00	0.00
090-26000-0-11350-27000-31010-0-0000								694.76	0.00	694.76	100.00	0.00	0.00	0.00
090-32130-0-11100-10000-31010-0-0000								425.00	165.02	975.67	229.60	0.00	(550.67)	0.00
090-32130-0-11100-10000-31010-0-0101								0.00	14.22	85.32	0.00	0.00	(85.32)	0.00
090-32130-0-11100-10000-31010-0-0307								0.00	0.00	0.00	0.00	0.00	0.00	0.00
090-32130-0-11100-40000-31010-0-0102								714.00	0.00	681.70	95.50	0.00	32.30	4.52
090-32140-0-11100-10000-31010-0-0101								14,412.00	1,711.56	9,968.64	69.20	0.00	4,443.36	30.83
090-62660-0-11100-21000-31010-0-0104								3,667.00	370.88	2,967.04	80.90	0.00	699.96	19.09
090-67620-0-11100-10000-31010-0-0201								11,662.00	1,365.91	8,323.27	71.40	0.00	3,338.73	28.63
090-67700-0-11100-10000-31010-0-0211								5,825.00	712.96	2,671.60	45.90	0.00	3,153.40	54.14
090-74220-0-11100-10000-31010-0-0000								2,198.00	0.00	2,198.00	100.00	0.00	0.00	0.00
090-76900-0-00000-21000-31010-0-0000								1,322.50	0.00	0.00	0.00	0.00	1,322.50	100.00
090-76900-0-00000-27000-31010-0-0000								11,979.37	0.00	0.00	0.00	0.00	11,979.37	100.00
090-76900-0-11100-10000-31010-0-0000								122,366.12	0.00	0.00	0.00	0.00	122,366.12	100.00
TOTAL: 31010								480,103.95	36,875.82	234,065.42	48.75	0.00	246,038.53	51.25
State Teachers` Retirement System, classified positions														
090-00000-0-00000-27000-31020-0-0000								0.00	0.00	424.98	0.00	0.00	(424.98)	0.00
090-07200-0-00000-21000-31020-0-0107								3,825.00	413.16	2,591.14	67.70	0.00	1,233.86	32.26
090-07200-0-00000-24200-31020-0-0202								3,825.00	413.16	2,591.14	67.70	0.00	1,233.86	32.26
090-07200-0-00000-27000-31020-0-0305								0.00	0.00	0.00	0.00	0.00	0.00	0.00
090-58126-0-11100-10000-31020-0-0201								0.00	0.00	0.00	0.00	0.00	0.00	0.00
TOTAL: 31020								7,650.00	826.32	5,607.26	73.30	0.00	2,042.74	26.70
Public Employees Retirement System, certificated positions														
090-00000-0-11100-10000-32010-0-0000								0.00	2,170.74	12,606.97	0.00	0.00	(12,606.97)	0.00
090-00000-0-11100-40000-32010-0-0000								0.00	0.00	118.73	0.00	0.00	(118.73)	0.00
090-32130-0-11100-40000-32010-0-0102								0.00	0.00	23.75	0.00	0.00	(23.75)	0.00
TOTAL: 32010								0.00	2,170.74	12,749.45	0.00	0.00	(12,749.45)	0.00
Public Employees` Retirement System, classified positions														
090-00000-0-00000-27000-32020-0-0207								22,089.00	2,597.79	16,817.69	76.10	0.00	5,271.31	23.86

BUDGET REPORT

FY: 2024

9:39:37AM

FROM: 3/1/2024 TO 3/31/2024

FUND: 090 - Charter Schools Special Revenue Fund

FD	RE	PY	GO	FN	OB	SI	L2					UNENCUMBERED		
								Working	Current	Year To Date	%	Encumbered	Balance	%
090-00000-0-00000-72000-32020-0-0000								23,323.00	2,740.49	16,844.41	72.20	0.00	6,478.59	27.78
090-00000-0-00000-72000-32020-0-0207								7,842.00	922.25	5,649.31	72.00	0.00	2,192.69	27.96
090-00000-0-00000-77000-32020-0-0000								10,084.00	1,187.89	7,291.49	72.30	0.00	2,792.51	27.69
090-00000-0-00000-82000-32020-0-0000								21,669.00	2,375.82	14,668.45	67.70	0.00	7,000.55	32.31
090-00000-0-11100-10000-32020-0-0000								0.00	0.00	17.58	0.00	0.00	(17.58)	0.00
090-00000-0-11100-40000-32020-0-0000								3,586.00	0.00	1,662.15	46.40	0.00	1,923.85	53.65
090-07200-0-00000-21000-32020-0-0107								0.00	0.00	0.00	0.00	0.00	0.00	0.00
090-07200-0-00000-24203-32020-0-0202								1,663.00	0.00	0.00	0.00	0.00	1,663.00	100.00
090-07200-0-00000-27000-32020-0-0305								6,687.00	784.01	4,635.88	69.30	0.00	2,051.12	30.67
090-07200-0-00000-31400-32020-0-0308								12,279.00	1,448.60	8,589.17	70.00	0.00	3,689.83	30.05
090-07200-0-11100-10000-32020-0-0101								4,750.00	33.24	1,387.59	29.20	0.00	3,362.41	70.79
090-07200-0-11100-10000-32020-0-0110								16,676.00	1,523.69	8,769.43	52.60	0.00	7,906.57	47.41
090-07230-0-00000-36000-32020-0-0000								23,859.00	2,580.63	14,936.44	62.60	0.00	8,922.56	37.40
090-11000-0-11100-40000-32020-0-0203								0.00	0.00	0.00	0.00	0.00	0.00	0.00
090-11000-0-11100-41000-32020-0-0203								237.00	0.00	0.00	0.00	0.00	237.00	100.00
090-26000-0-00000-24200-32020-0-0000								0.00	0.00	0.00	0.00	0.00	0.00	0.00
090-26000-0-00000-31400-32020-0-0000								2,000.00	222.86	1,292.73	64.60	0.00	707.27	35.36
090-26000-0-00000-77000-32020-0-0000							C	0.00	0.00	0.00	0.00	0.00	0.00	0.00
090-26000-0-00000-82000-32020-0-0000								5,200.00	609.65	3,901.64	75.00	0.00	1,298.36	24.97
090-26000-0-11100-10000-32020-0-0000								15,000.00	1,521.03	9,082.84	60.60	0.00	5,917.16	39.45
090-26000-0-11350-10000-32020-0-0000								314.62	0.00	314.62	100.00	0.00	0.00	0.00
090-26000-0-11350-31400-32020-0-0000								977.03	0.00	977.03	100.00	0.00	0.00	0.00
090-26000-0-11350-36000-32020-0-0000								225.81	0.00	225.81	100.00	0.00	0.00	0.00
090-30100-0-11100-10000-32020-0-0110								0.00	0.00	0.00	0.00	0.00	0.00	0.00
090-32120-0-11100-10000-32020-0-0110							C	0.00	0.00	0.00	0.00	0.00	0.00	0.00
090-32130-0-11100-10000-32020-0-0101								8,659.00	343.15	2,163.99	25.00	0.00	6,495.01	75.01
090-32130-0-11100-10000-32020-0-0110								22,148.00	2,924.76	16,653.62	75.20	0.00	5,494.38	24.81
090-32130-0-11100-40000-32020-0-0000								712.00	0.00	71.25	10.00	0.00	640.75	89.99
090-32140-0-11100-10000-32020-0-0101								0.00	660.27	2,473.59	0.00	0.00	(2,473.59)	0.00
090-32140-0-11100-10000-32020-0-0110								0.00	0.00	0.00	0.00	0.00	0.00	0.00
090-58126-0-11100-10000-32020-0-0201								2,866.00	336.01	1,986.81	69.30	0.00	879.19	30.68
090-60530-0-11100-10000-32020-0-0110								9,714.00	1,154.59	6,764.74	69.60	0.00	2,949.26	30.36
TOTAL: 32020								222,560.46	23,966.73	147,178.26	66.13	0.00	75,382.20	33.87
OASDI, Certificated Positions														
090-00000-0-11100-10000-33012-0-0000								0.00	694.82	3,577.94	0.00	0.00	(3,577.94)	0.00
090-00000-0-11100-40000-33012-0-0000								0.00	0.00	28.98	0.00	0.00	(28.98)	0.00
090-32130-0-11100-40000-33012-0-0102								0.00	0.00	5.52	0.00	0.00	(5.52)	0.00

BUDGET REPORT

FY: 2024

9:39:37AM

FROM: 3/1/2024 TO 3/31/2024

FUND: 090 - Charter Schools Special Revenue Fund

						UNENCUMBERED								
FD	RE	PY	GO	FN	OB	SI	L2	Working	Current	Year To Date	%	Encumbered	Balance	%
TOTAL:						33012		0.00	694.82	3,612.44	0.00	0.00	(3,612.44)	0.00
Medicare, Certificated Positions														
090-00000-0-00000-27000-33013-0-0000								1,666.00	138.81	1,249.29	75.00	0.00	416.71	25.01
090-00000-0-11100-10000-33013-0-0000								19,405.00	2,398.63	14,079.36	72.60	0.00	5,325.64	27.44
090-00000-0-11100-40000-33013-0-0000								142.00	0.00	51.61	36.30	0.00	90.39	63.65
090-07200-0-11100-10000-33013-0-0106								896.00	0.00	169.84	19.00	0.00	726.16	81.04
090-07200-0-11100-10000-33013-0-0211								620.00	72.64	533.39	86.00	0.00	86.61	13.97
090-11000-0-11100-41000-33013-0-0203								13.00	0.00	0.00	0.00	0.00	13.00	100.00
090-14000-0-11100-10000-33013-0-0000								751.00	90.14	523.51	69.70	0.00	227.49	30.29
090-26000-0-00000-27000-33013-0-0000								0.00	0.00	0.00	0.00	0.00	0.00	0.00
090-26000-0-11100-10000-33013-0-0000								86.00	10.32	79.21	92.10	0.00	6.79	7.90
090-26000-0-11350-10000-33013-0-0000								212.99	0.00	212.99	100.00	0.00	0.00	0.00
090-26000-0-11350-27000-33013-0-0000								52.74	0.00	52.74	100.00	0.00	0.00	0.00
090-32130-0-11100-10000-33013-0-0000								32.00	14.75	87.77	274.30	0.00	(55.77)	0.00
090-32130-0-11100-10000-33013-0-0101								0.00	1.08	6.48	0.00	0.00	(6.48)	0.00
090-32130-0-11100-10000-33013-0-0307								0.00	0.00	0.00	0.00	0.00	0.00	0.00
090-32130-0-11100-40000-33013-0-0102								54.00	0.00	54.48	100.90	0.00	(0.48)	0.00
090-32140-0-11100-10000-33013-0-0101								1,094.00	129.94	756.78	69.20	0.00	337.22	30.82
090-62660-0-11100-21000-33013-0-0104								278.00	28.16	225.28	81.00	0.00	52.72	18.96
090-67620-0-11100-10000-33013-0-0201								885.00	103.69	631.85	71.40	0.00	253.15	28.60
090-67700-0-11100-10000-33013-0-0211								443.00	54.12	202.82	45.80	0.00	240.18	54.22
090-74220-0-11100-10000-33013-0-0000								166.50	0.00	166.50	100.00	0.00	0.00	0.00
TOTAL:						33013		26,797.23	3,042.28	19,083.90	71.22	0.00	7,713.33	28.78
OASDI, classified positions														
090-00000-0-00000-27000-33022-0-0207								5,133.00	603.68	3,949.22	76.90	0.00	1,183.78	23.06
090-00000-0-00000-72000-33022-0-0000								5,420.00	636.84	3,914.36	72.20	0.00	1,505.64	27.78
090-00000-0-00000-72000-33022-0-0207								1,822.00	214.31	1,312.82	72.10	0.00	509.18	27.95
090-00000-0-00000-77000-33022-0-0000								2,343.00	276.04	1,694.42	72.30	0.00	648.58	27.68
090-00000-0-00000-82000-33022-0-0000								5,035.00	574.92	3,601.58	71.50	0.00	1,433.42	28.47
090-00000-0-11100-10000-33022-0-0000								0.00	0.00	4.09	0.00	0.00	(4.09)	0.00
090-00000-0-11100-40000-33022-0-0000								833.00	34.49	444.21	53.30	0.00	388.79	46.67
090-07200-0-00000-21000-33022-0-0107								1,242.00	0.00	0.00	0.00	0.00	1,242.00	100.00
090-07200-0-00000-24200-33022-0-0202								1,242.00	0.00	0.00	0.00	0.00	1,242.00	100.00
090-07200-0-00000-24203-33022-0-0202								387.00	26.38	175.95	45.50	0.00	211.05	54.53
090-07200-0-00000-27000-33022-0-0305								1,553.00	182.19	1,077.30	69.40	0.00	475.70	30.63
090-07200-0-00000-31400-33022-0-0308								2,854.00	336.63	1,995.99	69.90	0.00	858.01	30.06
090-07200-0-11100-10000-33022-0-0101								1,160.00	7.73	322.51	27.80	0.00	837.49	72.20

BUDGET REPORT

FY: 2024

9:39:37AM

FROM: 3/1/2024 TO 3/31/2024

FUND: 090 - Charter Schools Special Revenue Fund

FD	RE	PY	GO	FN	OB	SI	L2					UNENCUMBERED		
								Working	Current	Year To Date	%	Encumbered	Balance	%
090-07200-0-11100-10000-33022-0-0110								3,876.00	521.44	2,971.80	76.70	0.00	904.20	23.33
090-07230-0-00000-36000-33022-0-0000								5,544.00	599.71	3,470.97	62.60	0.00	2,073.03	37.39
090-11000-0-11100-40000-33022-0-0203								0.00	0.00	0.00	0.00	0.00	0.00	0.00
090-11000-0-11100-41000-33022-0-0203								55.00	0.00	0.00	0.00	0.00	55.00	100.00
090-26000-0-00000-24200-33022-0-0000								0.00	0.00	0.00	0.00	0.00	0.00	0.00
090-26000-0-00000-31400-33022-0-0000								680.00	64.69	434.78	63.90	0.00	245.22	36.06
090-26000-0-00000-77000-33022-0-0000								0.00	0.00	0.00	0.00	0.00	0.00	0.00
090-26000-0-00000-82000-33022-0-0000								1,298.00	141.66	956.26	73.70	0.00	341.74	26.33
090-26000-0-11100-10000-33022-0-0000								4,885.00	534.00	3,536.99	72.40	0.00	1,348.01	27.59
090-26000-0-11350-10000-33022-0-0000								166.78	0.00	166.78	100.00	0.00	0.00	0.00
090-26000-0-11350-31400-33022-0-0000								227.05	0.00	227.05	100.00	0.00	0.00	0.00
090-26000-0-11350-36000-33022-0-0000								55.18	0.00	55.18	100.00	0.00	0.00	0.00
090-30100-0-11100-10000-33022-0-0110								0.00	0.00	0.00	0.00	0.00	0.00	0.00
090-32120-0-11100-10000-33022-0-0110								0.00	0.00	0.00	0.00	0.00	0.00	0.00
090-32130-0-11100-10000-33022-0-0101								2,012.00	79.74	502.89	25.00	0.00	1,509.11	75.01
090-32130-0-11100-10000-33022-0-0110								5,231.00	679.66	3,886.59	74.30	0.00	1,344.41	25.70
090-32130-0-11100-40000-33022-0-0000								166.00	0.00	22.08	13.30	0.00	143.92	86.70
090-32140-0-11100-10000-33022-0-0101								0.00	153.44	574.83	0.00	0.00	(574.83)	0.00
090-32140-0-11100-10000-33022-0-0110								0.00	0.00	0.00	0.00	0.00	0.00	0.00
090-58126-0-11100-10000-33022-0-0201								666.00	78.08	461.69	69.30	0.00	204.31	30.68
090-60530-0-11100-10000-33022-0-0110								2,257.00	268.31	1,571.99	69.60	0.00	685.01	30.35
TOTAL: 33022								56,143.01	6,013.94	37,332.33	66.50	0.00	18,810.68	33.50

Medicare, classified positions

090-00000-0-00000-27000-33023-0-0000								0.00	0.00	32.26	0.00	0.00	(32.26)	0.00
090-00000-0-00000-27000-33023-0-0207								1,200.00	141.18	923.61	77.00	0.00	276.39	23.03
090-00000-0-00000-72000-33023-0-0000								1,268.00	148.94	915.49	72.20	0.00	352.51	27.80
090-00000-0-00000-72000-33023-0-0207								426.00	50.11	307.01	72.10	0.00	118.99	27.93
090-00000-0-00000-77000-33023-0-0000								548.00	64.56	396.24	72.30	0.00	151.76	27.69
090-00000-0-00000-82000-33023-0-0000								1,178.00	134.47	842.30	71.50	0.00	335.70	28.50
090-00000-0-11100-10000-33023-0-0000								0.00	0.00	0.95	0.00	0.00	(0.95)	0.00
090-00000-0-11100-40000-33023-0-0000								195.00	8.06	103.92	53.30	0.00	91.08	46.71
090-07200-0-00000-21000-33023-0-0107								290.00	31.37	196.72	67.80	0.00	93.28	32.17
090-07200-0-00000-24200-33023-0-0202								290.00	31.36	196.74	67.80	0.00	93.26	32.16
090-07200-0-00000-24203-33023-0-0202								91.00	6.17	41.14	45.20	0.00	49.86	54.79
090-07200-0-00000-27000-33023-0-0305								363.00	42.61	251.98	69.40	0.00	111.02	30.58
090-07200-0-00000-31400-33023-0-0308								667.00	78.73	466.78	70.00	0.00	200.22	30.02
090-07200-0-11100-10000-33023-0-0101								272.00	1.81	75.44	27.70	0.00	196.56	72.26
090-07200-0-11100-10000-33023-0-0110								906.00	121.82	692.89	76.50	0.00	213.11	23.52

BUDGET REPORT

FY: 2024

9:39:37AM

FROM: 3/1/2024 TO 3/31/2024

FUND: 090 - Charter Schools Special Revenue Fund

FD	RE	PY	GO	FN	OB	SI	L2					UNENCUMBERED		
								Working	Current	Year To Date	%	Encumbered	Balance	%
090-07230-0-00000-36000-33023-0-0000								1,297.00	140.25	811.71	62.60	0.00	485.29	37.42
090-11000-0-11100-40000-33023-0-0203								0.00	0.00	0.00	0.00	0.00	0.00	0.00
090-11000-0-11100-41000-33023-0-0203								13.00	0.00	0.00	0.00	0.00	13.00	100.00
090-26000-0-00000-24200-33023-0-0000								0.00	0.00	0.00	0.00	0.00	0.00	0.00
090-26000-0-00000-31400-33023-0-0000								159.00	15.13	101.66	63.90	0.00	57.34	36.06
090-26000-0-00000-77000-33023-0-0000							C	0.00	0.00	0.00	0.00	0.00	0.00	0.00
090-26000-0-00000-82000-33023-0-0000								304.00	33.13	223.60	73.60	0.00	80.40	26.45
090-26000-0-11100-10000-33023-0-0000								1,142.00	124.90	836.81	73.30	0.00	305.19	26.72
090-26000-0-11350-10000-33023-0-0000								39.00	0.00	39.00	100.00	0.00	0.00	0.00
090-26000-0-11350-31400-33023-0-0000								53.10	0.00	53.10	100.00	0.00	0.00	0.00
090-26000-0-11350-36000-33023-0-0000								12.91	0.00	12.91	100.00	0.00	0.00	0.00
090-30100-0-11100-10000-33023-0-0110								0.00	0.00	0.00	0.00	0.00	0.00	0.00
090-32120-0-11100-10000-33023-0-0110							C	0.00	0.00	0.00	0.00	0.00	0.00	0.00
090-32130-0-11100-10000-33023-0-0101								470.00	18.64	117.59	25.00	0.00	352.41	74.98
090-32130-0-11100-10000-33023-0-0110								1,223.00	158.96	907.87	74.20	0.00	315.13	25.77
090-32130-0-11100-40000-33023-0-0000								39.00	0.00	5.16	13.20	0.00	33.84	86.77
090-32140-0-11100-10000-33023-0-0101								0.00	35.88	134.43	0.00	0.00	(134.43)	0.00
090-32140-0-11100-10000-33023-0-0110								0.00	0.00	0.00	0.00	0.00	0.00	0.00
090-58126-0-11100-10000-33023-0-0201								156.00	18.26	107.96	69.20	0.00	48.04	30.79
090-60530-0-11100-10000-33023-0-0110								528.00	62.75	367.66	69.60	0.00	160.34	30.37
TOTAL: 33023								13,130.01	1,469.09	9,162.93	69.79	0.00	3,967.08	30.21
Health & Welfare Benefits, certificated positions														
090-00000-0-00000-27000-34010-0-0000								12,600.00	1,050.00	9,445.59	75.00	0.00	3,154.41	25.04
090-00000-0-11100-10000-34010-0-0000								290,700.00	21,156.92	218,886.72	75.30	0.00	71,813.28	24.70
090-07200-0-11100-10000-34010-0-0106								16,020.00	0.00	3,873.54	24.20	0.00	12,146.46	75.82
090-07200-0-11100-10000-34010-0-0211								9,189.00	734.81	7,467.77	81.30	0.00	1,721.23	18.73
090-14000-0-11100-10000-34010-0-0000								15,300.00	1,224.68	7,348.08	48.00	0.00	7,951.92	51.97
090-32130-0-11100-10000-34010-0-0101								0.00	0.00	0.00	0.00	0.00	0.00	0.00
090-32140-0-11100-10000-34010-0-0101								16,020.00	1,335.00	11,949.94	74.60	0.00	4,070.06	25.41
090-67620-0-11100-10000-34010-0-0201								16,020.00	1,335.00	10,635.50	66.40	0.00	5,384.50	33.61
090-67700-0-11100-10000-34010-0-0211								6,831.00	547.50	2,737.50	40.10	0.00	4,093.50	59.93
090-74220-0-11100-10000-34010-0-0000								0.00	0.00	0.00	0.00	0.00	0.00	0.00
TOTAL: 34010								382,680.00	27,383.91	272,344.64	71.17	0.00	110,335.36	28.83
Health & Welfare Benefits, classified positions														
090-00000-0-00000-27000-34020-0-0207								24,030.00	2,002.50	18,014.10	75.00	0.00	6,015.90	25.03
090-00000-0-00000-72000-34020-0-0000								16,020.00	1,335.00	12,009.39	75.00	0.00	4,010.61	25.04
090-00000-0-00000-72000-34020-0-0207								8,010.00	667.50	6,004.71	75.00	0.00	2,005.29	25.03

BUDGET REPORT

FY: 2024

9:39:37AM

FROM: 3/1/2024 TO 3/31/2024

FUND: 090 - Charter Schools Special Revenue Fund

FD	RE	PY	GO	FN	OB	SI	L2	UNENCUMBERED						
								Working	Current	Year To Date	%	Encumbered	Balance	%
090-00000-0-00000-77000-34020-0-0000								16,020.00	1,335.00	8,013.75	50.00	0.00	8,006.25	49.98
090-00000-0-00000-82000-34020-0-0000								26,031.00	2,174.82	19,566.74	75.20	0.00	6,464.26	24.83
090-07200-0-00000-27000-34020-0-0305								11,214.00	934.50	1,869.00	16.70	0.00	9,345.00	83.33
090-07200-0-00000-31400-34020-0-0308								14,040.00	1,170.00	7,185.00	51.20	0.00	6,855.00	48.82
090-07200-0-00000-31400-34020-0-0309								0.00	0.00	0.00	0.00	0.00	0.00	0.00
090-07200-0-11100-10000-34020-0-0110								11,963.00	1,015.82	6,796.67	56.80	0.00	5,166.33	43.19
090-07230-0-00000-36000-34020-0-0000								21,680.00	1,578.13	12,101.02	55.80	0.00	9,578.98	44.18
090-26000-0-00000-24200-34020-0-0000								0.00	0.00	0.00	0.00	0.00	0.00	0.00
090-26000-0-00000-31400-34020-0-0000								1,160.00	180.00	900.00	77.60	0.00	260.00	22.41
090-26000-0-00000-77000-34020-0-0000							C	0.00	0.00	0.00	0.00	0.00	0.00	0.00
090-26000-0-00000-82000-34020-0-0000								7,000.00	556.30	5,001.56	71.50	0.00	1,998.44	28.55
090-26000-0-11100-10000-34020-0-0000								15,000.00	1,500.00	9,000.00	60.00	0.00	6,000.00	40.00
090-30100-0-11100-10000-34020-0-0110								0.00	0.00	0.00	0.00	0.00	0.00	0.00
090-32120-0-11100-10000-34020-0-0110							C	0.00	0.00	0.00	0.00	0.00	0.00	0.00
090-32130-0-11100-10000-34020-0-0110								8,010.00	854.85	4,620.32	57.70	0.00	3,389.68	42.32
090-32140-0-11100-10000-34020-0-0110								0.00	0.00	0.00	0.00	0.00	0.00	0.00
090-58126-0-11100-10000-34020-0-0201								4,806.00	400.50	801.00	16.70	0.00	4,005.00	83.33
TOTAL: 34020								184,984.00	15,704.92	111,883.26	60.48	0.00	73,100.74	39.52

State Unemployment Insurance, certificated positions

090-00000-0-00000-27000-35010-0-0000								58.00	4.79	43.11	74.30	0.00	14.89	25.67
090-00000-0-11100-10000-35010-0-0000								669.00	82.66	488.89	73.10	0.00	180.11	26.92
090-00000-0-11100-40000-35010-0-0000								5.00	0.00	1.79	35.80	0.00	3.21	64.20
090-07200-0-11100-10000-35010-0-0106								31.00	0.00	5.84	18.80	0.00	25.16	81.16
090-07200-0-11100-10000-35010-0-0211								21.00	2.51	18.39	87.60	0.00	2.61	12.43
090-11000-0-11100-41000-35010-0-0203								1.00	0.00	0.00	0.00	0.00	1.00	100.00
090-14000-0-11100-10000-35010-0-0000								26.00	3.11	18.02	69.30	0.00	7.98	30.69
090-26000-0-00000-27000-35010-0-0000								0.00	0.00	0.00	0.00	0.00	0.00	0.00
090-26000-0-11100-10000-35010-0-0000								3.00	0.36	2.73	91.00	0.00	0.27	9.00
090-26000-0-11350-10000-35010-0-0000								7.35	0.00	7.35	100.00	0.00	0.00	0.00
090-26000-0-11350-27000-35010-0-0000								1.82	0.00	1.82	100.00	0.00	0.00	0.00
090-32130-0-11100-10000-35010-0-0000								1.00	0.51	3.02	302.00	0.00	(2.02)	0.00
090-32130-0-11100-10000-35010-0-0101								0.00	0.04	0.24	0.00	0.00	(0.24)	0.00
090-32130-0-11100-10000-35010-0-0307								0.00	0.00	0.00	0.00	0.00	0.00	0.00
090-32130-0-11100-40000-35010-0-0102								2.00	0.00	1.78	89.00	0.00	0.22	11.00
090-32140-0-11100-10000-35010-0-0101								38.00	4.48	26.12	68.70	0.00	11.88	31.26
090-62660-0-11100-21000-35010-0-0104								10.00	0.98	7.84	78.40	0.00	2.16	21.60
090-67620-0-11100-10000-35010-0-0201								31.00	3.58	21.82	70.40	0.00	9.18	29.61
090-67700-0-11100-10000-35010-0-0211								16.00	1.86	6.98	43.60	0.00	9.02	56.38

BUDGET REPORT

FY: 2024

9:39:37AM

FROM: 3/1/2024 TO 3/31/2024

FUND: 090 - Charter Schools Special Revenue Fund

FD	RE	PY	GO	FN	OB	SI	L2					UNENCUMBERED		
								Working	Current	Year To Date	%	Encumbered	Balance	%
090-74220-0-11100-10000-35010-0-0000								2.12	0.00	2.12	100.00	0.00	0.00	0.00
							TOTAL: 35010	923.29	104.88	657.86	71.25	0.00	265.43	28.75
State Unemployment Insurance, classified positions														
090-00000-0-00000-27000-35020-0-0000								0.00	0.00	1.11	0.00	0.00	(1.11)	0.00
090-00000-0-00000-27000-35020-0-0207								42.00	4.86	31.85	75.80	0.00	10.15	24.17
090-00000-0-00000-72000-35020-0-0000								44.00	5.13	31.53	71.70	0.00	12.47	28.34
090-00000-0-00000-72000-35020-0-0207								15.00	1.72	10.57	70.50	0.00	4.43	29.53
090-00000-0-00000-77000-35020-0-0000								19.00	2.23	13.65	71.80	0.00	5.35	28.16
090-00000-0-00000-82000-35020-0-0000								41.00	4.65	29.14	71.10	0.00	11.86	28.93
090-00000-0-11100-10000-35020-0-0000								0.00	0.00	0.04	0.00	0.00	(0.04)	0.00
090-00000-0-11100-40000-35020-0-0000								7.00	0.28	3.60	51.40	0.00	3.40	48.57
090-07200-0-00000-21000-35020-0-0107								10.00	1.09	6.76	67.60	0.00	3.24	32.40
090-07200-0-00000-24200-35020-0-0202								10.00	1.09	6.76	67.60	0.00	3.24	32.40
090-07200-0-00000-24203-35020-0-0202								4.00	0.21	1.42	35.50	0.00	2.58	64.50
090-07200-0-00000-27000-35020-0-0305								13.00	1.47	8.67	66.70	0.00	4.33	33.31
090-07200-0-00000-31400-35020-0-0308								23.00	2.71	16.11	70.00	0.00	6.89	29.96
090-07200-0-11100-10000-35020-0-0101								9.00	0.06	2.58	28.70	0.00	6.42	71.33
090-07200-0-11100-10000-35020-0-0110								32.00	4.19	23.84	74.50	0.00	8.16	25.50
090-07230-0-00000-36000-35020-0-0000								45.00	4.83	27.97	62.20	0.00	17.03	37.84
090-11000-0-11100-40000-35020-0-0203								0.00	0.00	0.00	0.00	0.00	0.00	0.00
090-11000-0-11100-41000-35020-0-0203								1.00	0.00	0.00	0.00	0.00	1.00	100.00
090-26000-0-00000-24200-35020-0-0000								0.00	0.00	0.00	0.00	0.00	0.00	0.00
090-26000-0-00000-31400-35020-0-0000								6.00	0.51	3.52	58.70	0.00	2.48	41.33
090-26000-0-00000-77000-35020-0-0000								0.00	0.00	0.00	0.00	0.00	0.00	0.00
090-26000-0-00000-82000-35020-0-0000								11.00	1.13	7.75	70.50	0.00	3.25	29.55
090-26000-0-11100-10000-35020-0-0000								40.00	4.32	28.86	72.20	0.00	11.14	27.85
090-26000-0-11350-10000-35020-0-0000								1.35	0.00	1.35	100.00	0.00	0.00	0.00
090-26000-0-11350-31400-35020-0-0000								1.83	0.00	1.83	100.00	0.00	0.00	0.00
090-26000-0-11350-36000-35020-0-0000								0.45	0.00	0.45	100.00	0.00	0.00	0.00
090-30100-0-11100-10000-35020-0-0110								0.00	0.00	0.00	0.00	0.00	0.00	0.00
090-32120-0-11100-10000-35020-0-0110								0.00	0.00	0.00	0.00	0.00	0.00	0.00
090-32130-0-11100-10000-35020-0-0101								16.00	0.64	4.04	25.30	0.00	11.96	74.75
090-32130-0-11100-10000-35020-0-0110								42.00	5.47	31.28	74.50	0.00	10.72	25.52
090-32130-0-11100-40000-35020-0-0000								2.00	0.00	0.16	8.00	0.00	1.84	92.00
090-32140-0-11100-10000-35020-0-0101								0.00	1.24	4.64	0.00	0.00	(4.64)	0.00
090-32140-0-11100-10000-35020-0-0110								0.00	0.00	0.00	0.00	0.00	0.00	0.00
090-58126-0-11100-10000-35020-0-0201								6.00	0.63	3.71	61.80	0.00	2.29	38.17
090-60530-0-11100-10000-35020-0-0110								18.00	2.16	12.68	70.40	0.00	5.32	29.56

BUDGET REPORT

FY: 2024

9:39:37AM

FROM: 3/1/2024 TO 3/31/2024

FUND: 090 - Charter Schools Special Revenue Fund

						UNENCUMBERED								
FD	RE	PY	GO	FN	OB	SI	L2	Working	Current	Year To Date	%	Encumbered	Balance	%
TOTAL:						35020		459.63	50.62	315.87	68.72	0.00	143.76	31.28
Worker`s Compensation Insurance, certificated positions														
090-00000-0-00000-27000-36010-0-0000								1,591.00	132.54	1,192.86	75.00	0.00	398.14	25.02
090-00000-0-11100-10000-36010-0-0000								17,796.00	2,290.25	13,449.60	75.60	0.00	4,346.40	24.42
090-00000-0-11100-40000-36010-0-0000								136.00	0.00	49.28	36.20	0.00	86.72	63.76
090-07200-0-11100-10000-36010-0-0106								821.00	0.00	162.18	19.80	0.00	658.82	80.25
090-07200-0-11100-10000-36010-0-0211								592.00	69.36	509.31	86.00	0.00	82.69	13.97
090-11000-0-11100-41000-36010-0-0203								12.00	0.00	0.00	0.00	0.00	12.00	100.00
090-14000-0-11100-10000-36010-0-0000								688.00	86.08	499.85	72.70	0.00	188.15	27.35
090-26000-0-00000-27000-36010-0-0000								0.00	0.00	0.00	0.00	0.00	0.00	0.00
090-26000-0-11100-10000-36010-0-0000								78.00	9.86	75.64	97.00	0.00	2.36	3.03
090-26000-0-11350-10000-36010-0-0000								203.37	0.00	203.37	100.00	0.00	0.00	0.00
090-26000-0-11350-27000-36010-0-0000								50.36	0.00	50.36	100.00	0.00	0.00	0.00
090-32130-0-11100-10000-36010-0-0000								31.00	14.07	83.79	270.30	0.00	(52.79)	0.00
090-32130-0-11100-10000-36010-0-0101								0.00	1.03	6.18	0.00	0.00	(6.18)	0.00
090-32130-0-11100-10000-36010-0-0307								0.00	0.00	0.00	0.00	0.00	0.00	0.00
090-32130-0-11100-40000-36010-0-0102								52.00	0.00	51.90	99.80	0.00	0.10	0.19
090-32140-0-11100-10000-36010-0-0101								1,003.00	124.07	722.60	72.00	0.00	280.40	27.96
090-62660-0-11100-21000-36010-0-0104								266.00	26.88	215.04	80.80	0.00	50.96	19.16
090-67620-0-11100-10000-36010-0-0201								811.00	99.01	603.33	74.40	0.00	207.67	25.61
090-67700-0-11100-10000-36010-0-0211								423.00	51.68	193.64	45.80	0.00	229.36	54.22
090-74220-0-11100-10000-36010-0-0000								159.48	0.00	159.48	100.00	0.00	0.00	0.00
TOTAL:						36010		24,713.21	2,904.83	18,228.41	73.76	0.00	6,484.80	26.24
Worker`s Compensation Insurance, classified positions														
090-00000-0-00000-27000-36020-0-0000								0.00	0.00	30.81	0.00	0.00	(30.81)	0.00
090-00000-0-00000-27000-36020-0-0207								1,099.00	134.80	881.88	80.20	0.00	217.12	19.76
090-00000-0-00000-72000-36020-0-0000								1,161.00	142.21	874.13	75.30	0.00	286.87	24.71
090-00000-0-00000-72000-36020-0-0207								391.00	47.85	293.18	75.00	0.00	97.82	25.02
090-00000-0-00000-77000-36020-0-0000								502.00	61.64	378.39	75.40	0.00	123.61	24.62
090-00000-0-00000-82000-36020-0-0000								1,082.00	128.38	804.17	74.30	0.00	277.83	25.68
090-00000-0-11100-10000-36020-0-0000								0.00	0.00	0.92	0.00	0.00	(0.92)	0.00
090-00000-0-11100-40000-36020-0-0000								186.00	7.70	99.18	53.30	0.00	86.82	46.68
090-07200-0-00000-21000-36020-0-0107								267.00	29.95	187.79	70.30	0.00	79.21	29.67
090-07200-0-00000-24200-36020-0-0202								267.00	29.95	187.79	70.30	0.00	79.21	29.67
090-07200-0-00000-24203-36020-0-0202								87.00	5.89	39.30	45.20	0.00	47.70	54.83
090-07200-0-00000-27000-36020-0-0305								315.00	40.68	240.58	76.40	0.00	74.42	23.63
090-07200-0-00000-31400-36020-0-0308								579.00	75.17	445.71	77.00	0.00	133.29	23.02

BUDGET REPORT

FY: 2024

9:39:37AM

FROM: 3/1/2024 TO 3/31/2024

FUND: 090 - Charter Schools Special Revenue Fund

FD	RE	PY	GO	FN	OB	SI	L2					UNENCUMBERED		
								Working	Current	Year To Date	%	Encumbered	Balance	%
090-07200-0-11100-10000-36020-0-0101								260.00	1.73	72.04	27.70	0.00	187.96	72.29
090-07200-0-11100-10000-36020-0-0110								835.00	116.31	661.45	79.20	0.00	173.55	20.78
090-07230-0-00000-36000-36020-0-0000								1,099.00	133.93	775.17	70.50	0.00	323.83	29.47
090-11000-0-11100-40000-36020-0-0203								0.00	0.00	0.00	0.00	0.00	0.00	0.00
090-11000-0-11100-41000-36020-0-0203								12.00	0.00	0.00	0.00	0.00	12.00	100.00
090-26000-0-00000-24200-36020-0-0000								0.00	0.00	0.00	0.00	0.00	0.00	0.00
090-26000-0-00000-31400-36020-0-0000								148.00	14.45	97.11	65.60	0.00	50.89	34.39
090-26000-0-00000-77000-36020-0-0000							C	0.00	0.00	0.00	0.00	0.00	0.00	0.00
090-26000-0-00000-82000-36020-0-0000								279.00	31.64	213.52	76.50	0.00	65.48	23.47
090-26000-0-11100-10000-36020-0-0000								1,083.00	119.25	798.98	73.80	0.00	284.02	26.23
090-26000-0-11350-10000-36020-0-0000								37.24	0.00	37.24	100.00	0.00	0.00	0.00
090-26000-0-11350-31400-36020-0-0000								50.70	0.00	50.70	100.00	0.00	0.00	0.00
090-26000-0-11350-36000-36020-0-0000								12.32	0.00	12.32	100.00	0.00	0.00	0.00
090-30100-0-11100-10000-36020-0-0110								0.00	0.00	0.00	0.00	0.00	0.00	0.00
090-32120-0-11100-10000-36020-0-0110							C	0.00	0.00	0.00	0.00	0.00	0.00	0.00
090-32130-0-11100-10000-36020-0-0101								432.00	17.81	112.29	26.00	0.00	319.71	74.01
090-32130-0-11100-10000-36020-0-0110								1,138.00	151.77	866.92	76.20	0.00	271.08	23.82
090-32130-0-11100-40000-36020-0-0000								37.00	0.00	4.92	13.30	0.00	32.08	86.70
090-32140-0-11100-10000-36020-0-0101								0.00	34.27	128.35	0.00	0.00	(128.35)	0.00
090-32140-0-11100-10000-36020-0-0110								0.00	0.00	0.00	0.00	0.00	0.00	0.00
090-58126-0-11100-10000-36020-0-0201								135.00	17.43	103.07	76.30	0.00	31.93	23.65
090-60530-0-11100-10000-36020-0-0101								0.00	0.00	0.00	0.00	0.00	0.00	0.00
090-60530-0-11100-10000-36020-0-0110								485.00	59.92	351.08	72.40	0.00	133.92	27.61
TOTAL: 36020								11,979.26	1,402.73	8,748.99	73.03	0.00	3,230.27	26.97
TOTAL: 30000								1,412,124.05	122,611.63	880,971.02	62.39	0.00	531,153.03	37.61
Approved Textbooks and Core Curricula Materials														
090-26000-0-11100-10000-41000-0-0000								0.00	0.00	0.00	0.00	0.00	0.00	0.00
090-60530-0-11100-10000-41000-0-0000								0.00	0.00	0.00	0.00	0.00	0.00	0.00
TOTAL: 41000								0.00	0.00	0.00	0.00	0.00	0.00	0.00
Books and Other Reference Materials														
090-00000-0-00000-72000-42000-0-0000								100.00	0.00	0.00	0.00	0.00	100.00	100.00
TOTAL: 42000								100.00	0.00	0.00	0.00	0.00	100.00	100.00
Materials and Supplies														
090-00000-0-00000-21000-43000-0-0000								900.00	0.00	0.00	0.00	0.00	900.00	100.00
090-00000-0-00000-21400-43000-0-0000								2,000.00	0.00	171.32	8.60	0.00	1,828.68	91.43
090-00000-0-00000-27000-43000-0-0000								8,900.00	1,407.57	8,202.08	92.20	0.00	697.92	7.84

BUDGET REPORT

FY: 2024

9:39:37AM

FROM: 3/1/2024 TO 3/31/2024

FUND: 090 - Charter Schools Special Revenue Fund

FD	RE	PY	GO	FN	OB	SI	L2					UNENCUMBERED			
								Working	Current	Year To Date	%	Encumbered	Balance	%	
090-00000-0-00000-31400-43000-0-0000								4,000.00	149.82	2,925.51	73.10	436.82	637.67	15.94	
090-00000-0-00000-72000-43000-0-0000								3,500.00	0.00	1,046.17	29.90	0.00	2,453.83	70.11	
090-00000-0-00000-77000-43000-0-0000								0.00	0.00	0.00	0.00	0.00	0.00	0.00	
090-00000-0-00000-81100-43000-0-0000								4,000.00	498.90	2,802.33	70.10	0.00	1,197.67	29.94	
090-00000-0-00000-82000-43000-0-0000								35,000.00	3,636.08	33,662.67	96.20	0.00	1,337.33	3.82	
090-00000-0-11100-10000-43000-0-0000								27,000.00	1,418.42	28,589.20	105.90	0.00	(1,589.20)	0.00	
090-00000-0-11100-10000-43000-0-0303								1,600.00	0.00	1,395.06	87.20	0.00	204.94	12.81	
090-00000-0-11100-24200-43000-0-0000								445.00	79.58	140.12	31.50	0.00	304.88	68.51	
090-07200-0-00000-24203-43000-0-0202								2,000.00	0.00	1,924.93	96.20	0.00	75.07	3.75	
090-07200-0-11100-10000-43000-0-0000								350.00	0.00	194.91	55.70	0.00	155.09	44.31	
090-07200-0-11100-10000-43000-0-0103								17,648.50	0.00	18,388.77	104.20	0.00	(740.27)	0.00	
090-07200-0-11100-10000-43000-0-0204								1,780.00	93.53	295.23	16.60	753.58	731.19	41.08	
090-07200-0-11100-10000-43000-0-0302								0.00	0.00	0.00	0.00	0.00	0.00	0.00	
090-07230-0-00000-36000-43000-0-0000								150.00	0.00	145.36	96.90	0.00	4.64	3.09	
090-11000-0-00000-27000-43000-0-0305								4,700.00	1,304.71	1,304.71	27.80	0.00	3,395.29	72.24	
090-11000-0-11100-10000-43000-0-0000								14,400.00	0.00	4,794.64	33.30	0.00	9,605.36	66.70	
090-11000-0-11100-10000-43000-0-0302								30,800.00	0.00	29,061.74	94.40	0.00	1,738.26	5.64	
090-11000-0-11100-41000-43000-0-0203								890.00	102.35	646.39	72.60	0.00	243.61	27.37	
090-26000-0-00000-31400-43000-0-0000								242.20	0.00	242.20	100.00	0.00	0.00	0.00	
090-26000-0-00000-82000-43000-0-0000								0.00	0.00	0.00	0.00	0.00	0.00	0.00	
090-26000-0-11100-10000-43000-0-0000								9,289.13	154.77	6,948.31	74.80	0.00	2,340.82	25.20	
090-30100-0-11100-10000-43000-0-0000								0.00	0.00	0.00	0.00	0.00	0.00	0.00	
090-32120-0-11100-10000-43000-0-0000								0.00	0.00	0.00	0.00	0.00	0.00	0.00	
090-32130-0-11100-10000-43000-0-0109								0.00	0.00	0.00	0.00	0.00	0.00	0.00	
090-32140-0-11100-10000-43000-0-0000								3,112.28	0.00	0.00	0.00	0.00	3,112.28	100.00	
090-32140-0-11100-10000-43000-0-0108								0.00	0.00	0.00	0.00	0.00	0.00	0.00	
090-41270-0-11100-10000-43000-0-0210								8,267.00	0.00	0.00	0.00	0.00	8,267.00	100.00	
090-58126-0-11100-10000-43000-0-0201								3,321.00	713.60	1,003.14	30.20	0.00	2,317.86	69.79	
090-60530-0-11100-10000-43000-0-0000								361.62	0.00	0.00	0.00	0.00	361.62	100.00	
090-67620-0-11100-10000-43000-0-0000								6,131.88	0.00	6,131.88	100.00	0.00	0.00	0.00	
090-70320-0-00000-37000-43000-0-0000								0.00	0.00	0.00	0.00	0.00	0.00	0.00	
090-73880-0-00000-31400-43000-0-0000								2,639.19	0.00	0.00	0.00	0.00	2,639.19	100.00	
090-74350-0-11100-10000-43000-0-0000								8,000.00	0.00	95.43	1.20	0.00	7,904.57	98.81	
090-74350-0-11100-10000-43000-0-0216								890.00	0.00	913.74	102.70	0.00	(23.74)	0.00	
090-90570-0-00000-27000-43000-0-0000								0.00	0.00	0.00	0.00	0.00	0.00	0.00	
TOTAL: 43000								202,317.80	9,559.33	151,025.84	74.65	1,190.40	50,101.56	24.76	
Non-Capitalized Equipment															
090-00000-0-00000-27000-44000-0-0000								890.00	0.00	816.69	91.80	0.00	73.31	8.24	

BUDGET REPORT

FY: 2024

9:39:37AM

FROM: 3/1/2024 TO 3/31/2024

FUND: 090 - Charter Schools Special Revenue Fund

						UNENCUMBERED								
FD	RE	PY	GO	FN	OB	SI	L2	Working	Current	Year To Date	%	Encumbered	Balance	%
090-00000-0-00000-31400-44000-0-0000								2,882.29	0.00	2,834.08	98.30	0.00	48.21	1.67
090-00000-0-00000-81100-44000-0-0000								1,000.00	0.00	0.00	0.00	0.00	1,000.00	100.00
090-00000-0-00000-82000-44000-0-0000								2,600.00	0.00	2,429.97	93.50	0.00	170.03	6.54
090-00000-0-11100-10000-44000-0-0000								2,700.00	0.00	0.00	0.00	0.00	2,700.00	100.00
090-00000-0-11100-10000-44000-0-0303					C			0.00	0.00	0.00	0.00	0.00	0.00	0.00
090-00000-0-11100-24200-44000-0-0000								1,523.00	1,696.82	1,696.82	111.40	0.00	(173.82)	0.00
090-07200-0-11100-10000-44000-0-0303								10,800.00	0.00	9,285.65	86.00	0.00	1,514.35	14.02
090-26000-0-00000-81100-44000-0-0000								0.00	0.00	0.00	0.00	0.00	0.00	0.00
090-26000-0-00000-82000-44000-0-0000								0.00	0.00	0.00	0.00	0.00	0.00	0.00
090-26000-0-11100-10000-44000-0-0000								0.00	0.00	0.00	0.00	0.00	0.00	0.00
090-32130-0-00000-82000-44000-0-0000								15,008.22	0.00	0.00	0.00	0.00	15,008.22	100.00
090-58126-0-11100-10000-44000-0-0201								11,058.00	0.00	0.00	0.00	0.00	11,058.00	100.00
090-58126-1-11100-10000-44000-0-0201					C			0.00	0.00	0.00	0.00	0.00	0.00	0.00
090-67620-0-11100-10000-44000-0-0000								9,445.62	0.00	7,955.30	84.20	0.00	1,490.32	15.78
090-67620-0-11100-24200-44000-0-0000								0.00	1,489.83	1,489.83	0.00	0.00	(1,489.83)	0.00
TOTAL: 44000								57,907.13	3,186.65	26,508.34	45.78	0.00	31,398.79	54.22
Food														
090-70320-0-00000-37000-47000-0-0000								0.00	0.00	0.00	0.00	0.00	0.00	0.00
TOTAL: 47000								0.00	0.00	0.00	0.00	0.00	0.00	0.00
TOTAL: 40000								260,324.93	12,745.98	177,534.18	68.20	1,190.40	81,600.35	31.35
Travel and Conferences														
090-00000-0-00000-27000-52000-0-0000								6,000.00	0.00	3,234.03	53.90	2,385.20	380.77	6.35
090-00000-0-00000-72000-52000-0-0000								4,000.00	157.59	4,026.35	100.70	237.18	(263.53)	0.00
090-00000-0-11100-10000-52000-0-0000								4,000.00	0.00	3,555.55	88.90	0.00	444.45	11.11
090-07200-0-11100-10000-52000-0-0112								8,900.00	1,762.20	6,129.29	68.90	623.00	2,147.71	24.13
090-07200-0-11100-10000-52000-0-0113								1,000.00	1,000.00	1,000.00	100.00	0.00	0.00	0.00
090-11000-0-11100-10000-52000-0-0203								890.00	284.80	284.80	32.00	0.00	605.20	68.00
090-26000-0-11100-10000-52000-0-0000								50.00	19.50	435.50	871.00	0.00	(385.50)	0.00
090-60530-0-11100-10000-52000-0-0000								0.00	0.00	0.00	0.00	0.00	0.00	0.00
TOTAL: 52000								24,840.00	3,224.09	18,665.52	75.14	3,245.38	2,929.10	11.79
Dues and Memberships														
090-00000-0-00000-27000-53000-0-0000								0.00	0.00	0.00	0.00	0.00	0.00	0.00
090-00000-0-00000-72000-53000-0-0000								3,800.00	0.00	3,470.11	91.30	0.00	329.89	8.68
TOTAL: 53000								3,800.00	0.00	3,470.11	91.32	0.00	329.89	8.68
Other Insurance														

BUDGET REPORT

FY: 2024

9:39:37AM

FROM: 3/1/2024 TO 3/31/2024

FUND: 090 - Charter Schools Special Revenue Fund

						UNENCUMBERED								
FD	RE	PY	GO	FN	OB	SI	L2	Working	Current	Year To Date	%	Encumbered	Balance	%
090-00000-0-00000-72000-54500-0-0000								28,500.00	0.00	28,255.72	99.10	0.00	244.28	0.86
090-07230-0-00000-36000-54500-0-0000								2,000.00	0.00	8,134.60	406.70	0.00	(6,134.60)	0.00
							TOTAL: 54500	30,500.00	0.00	36,390.32	119.31	0.00	(5,890.32)	0.00
Operation and Housekeeping Services														
090-00000-0-00000-82000-55000-0-0000								20,000.00	1,713.64	20,137.89	100.70	0.00	(137.89)	0.00
							TOTAL: 55000	20,000.00	1,713.64	20,137.89	100.69	0.00	(137.89)	0.00
Electricity														
090-00000-0-00000-82000-55002-0-0000								90,500.00	5,344.62	88,732.20	98.00	0.00	1,767.80	1.95
							TOTAL: 55002	90,500.00	5,344.62	88,732.20	98.05	0.00	1,767.80	1.95
Water/Sewer														
090-00000-0-00000-82000-55003-0-0000								7,120.00	0.00	4,759.72	66.90	0.00	2,360.28	33.15
							TOTAL: 55003	7,120.00	0.00	4,759.72	66.85	0.00	2,360.28	33.15
Garbage														
090-00000-0-00000-82000-55006-0-0000								8,010.00	671.04	6,039.36	75.40	0.00	1,970.64	24.60
							TOTAL: 55006	8,010.00	671.04	6,039.36	75.40	0.00	1,970.64	24.60
Propane														
090-00000-0-00000-82000-55007-0-0000								26,500.00	1,678.60	14,230.36	53.70	0.00	12,269.64	46.30
							TOTAL: 55007	26,500.00	1,678.60	14,230.36	53.70	0.00	12,269.64	46.30
Rentals, Leases, Repairs and Non-Capitalized Improvements														
090-00000-0-00000-72000-56000-0-0000								1,350.00	0.00	1,203.84	89.20	0.00	146.16	10.83
090-00000-0-00000-81100-56000-0-0000								32,500.00	0.00	6,916.77	21.30	0.00	25,583.23	78.72
090-00000-0-00000-82000-56000-0-0000								25,000.00	349.32	22,441.30	89.80	0.00	2,558.70	10.23
090-00000-0-11100-10000-56000-0-0000								5,000.00	0.00	2,444.15	48.90	0.00	2,555.85	51.12
090-07230-0-00000-36000-56000-0-0000								41,000.00	7,512.73	26,221.35	64.00	0.00	14,778.65	36.05
090-32130-0-00000-81100-56000-0-0000								0.00	0.00	0.00	0.00	0.00	0.00	0.00
090-70320-0-00000-82000-56000-0-0000								0.00	0.00	0.00	0.00	0.00	0.00	0.00
090-90570-0-00000-81100-56000-0-0000								0.00	0.00	0.00	0.00	0.00	0.00	0.00
090-90570-0-00000-85000-56000-0-0000								0.00	0.00	0.00	0.00	0.00	0.00	0.00
							TOTAL: 56000	104,850.00	7,862.05	59,227.41	56.49	0.00	45,622.59	43.51
Professional/Consulting Services and Operating Expenditures														
090-00000-0-00000-21000-58000-0-0000								445.00	0.00	376.59	84.60	0.00	68.41	15.37
090-00000-0-00000-27000-58000-0-0000								25,000.00	0.00	28,609.40	114.40	0.00	(3,609.40)	0.00
090-00000-0-00000-27000-58000-0-0205								7,565.00	0.00	9,229.63	122.00	0.00	(1,664.63)	0.00

BUDGET REPORT

FY: 2024

9:39:37AM

FROM: 3/1/2024 TO 3/31/2024

FUND: 090 - Charter Schools Special Revenue Fund

FD	RE	PY	GO	FN	OB	SI	L2	UNENCUMBERED							
								Working	Current	Year To Date	%	Encumbered	Balance	%	
090-00000-0-00000-27000-58000-0-0206								1,200.00	0.00	0.00	0.00	0.00	1,200.00	100.00	
090-00000-0-00000-31200-58000-0-0301								20,025.00	0.00	12,036.46	60.10	0.00	7,988.54	39.89	
090-00000-0-00000-31400-58000-0-0000								26,900.00	0.00	11,256.00	41.80	0.00	15,644.00	58.16	
090-00000-0-00000-36000-58000-0-0000								404.00	0.00	0.00	0.00	0.00	404.00	100.00	
090-00000-0-00000-72000-58000-0-0000								35,000.00	6,109.67	45,588.36	130.30	0.00	(10,588.36)	0.00	
090-00000-0-00000-72000-58000-0-0208								3,800.00	0.00	3,738.00	98.40	0.00	62.00	1.63	
090-00000-0-00000-77000-58000-0-0306								9,885.00	0.00	1,703.22	17.20	0.00	8,181.78	82.77	
090-00000-0-00000-81100-58000-0-0000								20,000.00	3,048.25	19,590.44	98.00	0.00	409.56	2.05	
090-00000-0-00000-82000-58000-0-0000								8,000.00	1,496.31	7,652.00	95.70	0.00	348.00	4.35	
090-00000-0-11100-10000-58000-0-0000								43,500.00	640.80	16,981.01	39.00	0.00	26,518.99	60.96	
090-07200-0-00000-24203-58000-0-0202								2,225.00	0.00	0.00	0.00	0.00	2,225.00	100.00	
090-07200-0-00000-72000-58000-0-0213								2,670.00	0.00	0.00	0.00	0.00	2,670.00	100.00	
090-07200-0-11100-10000-58000-0-0000								0.00	0.00	0.00	0.00	0.00	0.00	0.00	
090-07200-0-11100-10000-58000-0-0103								1,200.00	0.00	1,850.31	154.20	4,573.48	(5,223.79)	0.00	
090-07200-0-11100-10000-58000-0-0108								19,023.08	0.00	16,698.62	87.80	0.00	2,324.46	12.22	
090-07230-0-00000-36000-58000-0-0000								3,000.00	0.00	0.00	0.00	0.00	3,000.00	100.00	
090-11000-0-11100-10000-58000-0-0309								5,162.00	0.00	4,469.58	86.60	0.00	692.42	13.41	
090-26000-0-00000-31400-58000-0-0000								10,200.00	0.00	10,200.00	100.00	0.00	0.00	0.00	
090-26000-0-00000-83000-58000-0-0000								0.00	0.00	0.00	0.00	0.00	0.00	0.00	
090-26000-0-11100-10000-58000-0-0000								1,506.88	0.00	1,506.88	100.00	0.00	0.00	0.00	
090-32120-0-11100-10000-58000-0-0000							C	0.00	0.00	0.00	0.00	0.00	0.00	0.00	
090-32130-0-11100-10000-58000-0-0000								0.00	0.00	0.00	0.00	0.00	0.00	0.00	
090-32140-0-11100-10000-58000-0-0114								0.00	0.00	0.00	0.00	0.00	0.00	0.00	
090-32160-0-11100-10000-58000-0-0000								4,500.00	0.00	4,227.50	93.90	0.00	272.50	6.06	
090-40350-0-11100-10000-58000-0-0102								6,979.80	0.00	0.00	0.00	0.00	6,979.80	100.00	
090-40350-0-11100-10000-58000-0-0113								2,652.20	0.00	2,652.20	100.00	0.00	0.00	0.00	
090-58126-0-11100-10000-58000-0-0000								2,670.00	0.00	0.00	0.00	0.00	2,670.00	100.00	
090-62660-0-11100-10000-58000-0-0113								0.00	0.00	0.00	0.00	0.00	0.00	0.00	
090-67620-0-00000-24202-58000-0-0000							C	0.00	0.00	0.00	0.00	0.00	0.00	0.00	
090-67620-0-11100-10000-58000-0-0000								2,220.00	0.00	2,218.96	100.00	0.00	1.04	0.05	
090-70280-0-00000-82000-58000-0-0000								0.00	0.00	0.00	0.00	0.00	0.00	0.00	
090-70320-0-00000-82000-58000-0-0000								0.00	0.00	0.00	0.00	0.00	0.00	0.00	
TOTAL: 58000								265,732.96	11,295.03	200,585.16	75.48	4,573.48	60,574.32	22.80	
Communications															
090-00000-0-00000-82000-59000-0-0000								25,000.00	2,301.61	14,233.56	56.90	0.00	10,766.44	43.07	
TOTAL: 59000								25,000.00	2,301.61	14,233.56	56.93	0.00	10,766.44	43.07	

Communications - E Rate Discount (Abatement)

BUDGET REPORT

FY: 2024

9:39:37AM

FROM: 3/1/2024 TO 3/31/2024

FUND: 090 - Charter Schools Special Revenue Fund

FD	RE	PY	GO	FN	OB	SI	L2					UNENCUMBERED		
								Working	Current	Year To Date	%	Encumbered	Balance	%
090-00000-0-00000-82000-59001-0-0000								(30,250.00)	0.00	0.00	0.00	0.00	(30,250.00)	100.00
							TOTAL: 59001	(30,250.00)	0.00	0.00	0.00	0.00	(30,250.00)	100.00
Communications - Telephone														
090-00000-0-00000-82000-59003-0-0000								8,900.00	1,223.07	7,926.93	89.10	0.00	973.07	10.93
							TOTAL: 59003	8,900.00	1,223.07	7,926.93	89.07	0.00	973.07	10.93
Communications - Postage														
090-00000-0-00000-72000-59004-0-0000								1,400.00	311.14	1,863.98	133.10	0.00	(463.98)	0.00
							TOTAL: 59004	1,400.00	311.14	1,863.98	133.14	0.00	(463.98)	0.00
							TOTAL: 50000	586,902.96	35,624.89	476,262.52	81.15	7,818.86	102,821.58	17.52
Equipment														
090-00000-0-00000-82000-64000-0-0000								28,300.23	0.00	0.00	0.00	28,300.23	0.00	0.00
090-26000-0-00000-36000-64000-0-0000								0.00	0.00	0.00	0.00	0.00	0.00	0.00
							TOTAL: 64000	28,300.23	0.00	0.00	0.00	28,300.23	0.00	0.00
Equipment Replacement														
090-70320-0-00000-37000-65000-0-0000								0.00	0.00	0.00	0.00	0.00	0.00	0.00
							TOTAL: 65000	0.00	0.00	0.00	0.00	0.00	0.00	0.00
							TOTAL: 60000	28,300.23	0.00	0.00	0.00	28,300.23	0.00	0.00
Transfers of Indirect Costs														
090-00000-0-00000-72100-73100-0-0000								(1,325.00)	0.00	0.00	0.00	0.00	(1,325.00)	100.00
090-26000-0-00000-72100-73100-0-0000								0.00	0.00	0.00	0.00	0.00	0.00	0.00
090-40350-0-00000-72100-73100-0-0000								692.00	0.00	0.00	0.00	0.00	692.00	100.00
090-41270-0-00000-72100-73100-0-0000								633.00	0.00	0.00	0.00	0.00	633.00	100.00
090-67620-0-00000-72100-73100-0-0000								0.00	0.00	0.00	0.00	0.00	0.00	0.00
							TOTAL: 73100	0.00	0.00	0.00	0.00	0.00	0.00	0.00
Transfers of Indirect Costs - Interfund														
090-00000-0-00000-72100-73500-0-0000								(5,404.00)	0.00	0.00	0.00	0.00	(5,404.00)	100.00
							TOTAL: 73500	(5,404.00)	0.00	0.00	0.00	0.00	(5,404.00)	100.00
Debt Service - Interest														
090-00000-0-00000-91000-74380-0-0000								4,339.00	0.00	4,339.36	100.00	0.00	(0.36)	0.00
							TOTAL: 74380	4,339.00	0.00	4,339.36	100.01	0.00	(0.36)	0.00
Other Debt Service - Principal														
090-00000-0-00000-91000-74390-0-0000								23,365.00	0.00	23,364.56	100.00	0.00	0.44	0.00

BUDGET REPORT

FY: 2024

9:39:37AM

FROM: 3/1/2024 TO 3/31/2024

FUND: 090 - Charter Schools Special Revenue Fund

FD	RE	PY	GO	FN	OB	SI	L2	UNENCUMBERED							
								Working	Current	Year To Date	%	Encumbered	Balance	%	
								TOTAL: 74390	23,365.00	0.00	23,364.56	100.00	0.00	0.44	0.00
								TOTAL: 70000	22,300.00	0.00	27,703.92	124.23	0.00	(5,403.92)	0.00
								TOTAL EXPENSES:	5,035,107.93	482,110.20	3,510,523.13	69.72	37,309.49	1,487,275.31	29.54

BUDGET REPORT

BDG113

4/8/2024

FY: 2024

9:39:37AM

FROM: 3/1/2024 TO 3/31/2024

FUND: 090 - Charter Schools Special Revenue Fund

FD	RE	PY	GO	FN	OB	SI	L2					UNENCUMBERED	
								Working	Current	Year To Date	%	Encumbered	Balance

SUMMARY FOR 090 - CHARTER SCHOOLS SPECIAL REVENUE FUND

		Current	Year To Date	%	Encumbered	Balance	%
TOTAL: INCOME	4,827,679.30	574,286.85	2,483,670.22	51.45	0.00	2,344,009.08	48.55
TOTAL: 1000-5000	4,984,507.70	482,110.20	3,482,819.21	69.87	9,009.26	1,492,679.23	29.95
TOTAL: 1000-6000	5,012,807.93	482,110.20	3,482,819.21	69.48	37,309.49	1,492,679.23	29.78
TOTAL: EXPENSES	5,035,107.93	482,110.20	3,510,523.13	69.72	37,309.49	1,487,275.31	29.54



SEQUOIA UNION | **ELEMENTARY SCHOOL**

6. CONSENT ACTION ITEMS – 6.3 Cafeteria Report

BUDGET REPORT

FY: 2024

9:40:42AM

FROM: 3/1/2024 TO 3/31/2024

FUND: 130 - Cafeteria Special Revenue Fund

FD	RE	PY	GO	FN	OB	SI	L2	UNENCUMBERED							
								Working	Current	Year To Date	%	Encumbered	Balance	%	
Child Nutrition Programs															
							130-53100-0-00000-00000-82200-0-0000	225,000.00	0.00	53,289.77	23.70	0.00	171,710.23	76.32	
							TOTAL: 82200	225,000.00	0.00	53,289.77	23.68	0.00	171,710.23	76.32	
Child Nutrition															
							130-53100-0-00000-00000-85200-0-0000	0.00	0.00	37,491.60	0.00	0.00	(37,491.60)	0.00	
							TOTAL: 85200	0.00	0.00	37,491.60	0.00	0.00	(37,491.60)	0.00	
Food Service Sales															
							130-53100-0-00000-00000-86340-0-0000	1,500.00	0.00	1,413.03	94.20	0.00	86.97	5.80	
							TOTAL: 86340	1,500.00	0.00	1,413.03	94.20	0.00	86.97	5.80	
Interest															
							130-53100-0-00000-00000-86600-0-0000	250.00	0.00	724.82	289.90	0.00	(474.82)	0.00	
							TOTAL: 86600	250.00	0.00	724.82	289.93	0.00	(474.82)	0.00	
Net Increase (Decrease) in the Fair Value of Investments															
							130-53100-0-00000-00000-86620-0-0000	0.00	0.00	1,797.69	0.00	0.00	(1,797.69)	0.00	
							TOTAL: 86620	0.00	0.00	1,797.69	0.00	0.00	(1,797.69)	0.00	
All Other Local Revenue															
							130-53100-0-00000-00000-86990-0-0000	50.00	0.00	0.00	0.00	0.00	50.00	100.00	
							TOTAL: 86990	50.00	0.00	0.00	0.00	0.00	50.00	100.00	
To Cafeteria Fund, From General Fund															
							130-53100-0-00000-00000-89160-0-0000	0.00	0.00	0.00	0.00	0.00	0.00	0.00	
							TOTAL: 89160	0.00	0.00	0.00	0.00	0.00	0.00	0.00	
							TOTAL: 80000	226,800.00	0.00	94,716.91	41.76	0.00	132,083.09	58.24	
							TOTAL INCOME:	226,800.00	0.00	94,716.91	41.76	0.00	132,083.09	58.24	
Classified Support Salaries															
							130-53100-0-00000-37000-22000-0-0000	30,500.00	3,668.26	23,985.60	78.60	0.00	6,514.40	21.36	
							TOTAL: 22000	30,500.00	3,668.26	23,985.60	78.64	0.00	6,514.40	21.36	
Classified Support Salaries - Auxilary															
							130-53100-0-00000-37000-22003-0-0000	750.00	0.00	203.96	27.20	0.00	546.04	72.81	
							TOTAL: 22003	750.00	0.00	203.96	27.19	0.00	546.04	72.81	
Classified Supervisors' and Administrators' Salaries															

BUDGET REPORT

FY: 2024

9:40:42AM

FROM: 3/1/2024 TO 3/31/2024

FUND: 130 - Cafeteria Special Revenue Fund

						UNENCUMBERED								
FD	RE	PY	GO	FN	OB	SI	L2	Working	Current	Year To Date	%	Encumbered	Balance	%
130-53100-0-00000-37000-23000-0-0000								51,748.20	6,080.66	40,214.02	77.70	0.00	11,534.18	22.29
TOTAL: 23000								51,748.20	6,080.66	40,214.02	77.71	0.00	11,534.18	22.29
TOTAL: 20000								82,998.20	9,748.92	64,403.58	77.60	0.00	18,594.62	22.40
Public Employees` Retirement System, classified positions														
130-53100-0-00000-37000-32020-0-0000								22,309.00	2,601.01	16,348.11	73.30	0.00	5,960.89	26.72
TOTAL: 32020								22,309.00	2,601.01	16,348.11	73.28	0.00	5,960.89	26.72
OASDI, classified positions														
130-53100-0-00000-37000-33022-0-0000								5,452.00	604.43	4,010.65	73.60	0.00	1,441.35	26.44
TOTAL: 33022								5,452.00	604.43	4,010.65	73.56	0.00	1,441.35	26.44
Medicare, classified positions														
130-53100-0-00000-37000-33023-0-0000								1,275.00	141.36	933.81	73.20	0.00	341.19	26.76
TOTAL: 33023								1,275.00	141.36	933.81	73.24	0.00	341.19	26.76
Health & Welfare Benefits, classified positions														
130-53100-0-00000-37000-34020-0-0000								18,000.00	1,500.00	13,493.70	75.00	0.00	4,506.30	25.04
TOTAL: 34020								18,000.00	1,500.00	13,493.70	74.97	0.00	4,506.30	25.04
State Unemployment Insurance, classified positions														
130-53100-0-00000-37000-35020-0-0000								44.00	4.87	32.24	73.30	0.00	11.76	26.73
TOTAL: 35020								44.00	4.87	32.24	73.27	0.00	11.76	26.73
Worker`s Compensation Insurance, classified positions														
130-53100-0-00000-37000-36020-0-0000								1,167.00	134.97	891.71	76.40	0.00	275.29	23.59
TOTAL: 36020								1,167.00	134.97	891.71	76.41	0.00	275.29	23.59
TOTAL: 30000								48,247.00	4,986.64	35,710.22	74.02	0.00	12,536.78	25.98
Materials and Supplies														
130-53100-0-00000-37000-43000-0-0000								15,000.00	1,625.48	12,834.83	85.60	0.00	2,165.17	14.43
TOTAL: 43000								15,000.00	1,625.48	12,834.83	85.57	0.00	2,165.17	14.43
Non-Capitalized Equipment														
130-53100-0-00000-37000-44000-0-0000								3,925.00	0.00	2,256.77	57.50	0.00	1,668.23	42.50
TOTAL: 44000								3,925.00	0.00	2,256.77	57.50	0.00	1,668.23	42.50
Food														
130-53100-0-00000-37000-47000-0-0000								60,000.00	13,518.10	63,529.96	105.90	0.00	(3,529.96)	0.00
TOTAL: 47000								60,000.00	13,518.10	63,529.96	105.88	0.00	(3,529.96)	0.00

BUDGET REPORT

FY: 2024

9:40:42AM

FROM: 3/1/2024 TO 3/31/2024

FUND: 130 - Cafeteria Special Revenue Fund

FD	RE	PY	GO	FN	OB	SI	L2					UNENCUMBERED		
								Working	Current	Year To Date	%	Encumbered	Balance	%
TOTAL: 40000								78,925.00	15,143.58	78,621.56	99.62	0.00	303.44	0.38
Travel and Conferences														
130-53100-0-00000-37000-52000-0-0000								100.00	0.00	142.66	142.70	0.00	(42.66)	0.00
TOTAL: 52000								100.00	0.00	142.66	142.66	0.00	(42.66)	0.00
Rentals, Leases, Repairs and Non-Capitalized Improvements														
130-53100-0-00000-37000-56000-0-0000								2,000.00	0.00	1,745.39	87.30	0.00	254.61	12.73
TOTAL: 56000								2,000.00	0.00	1,745.39	87.27	0.00	254.61	12.73
Professional/Consulting Services and Operating Expenditures														
130-53100-0-00000-37000-58000-0-0000								285.00	390.00	675.00	236.80	0.00	(390.00)	0.00
TOTAL: 58000								285.00	390.00	675.00	236.84	0.00	(390.00)	0.00
TOTAL: 50000								2,385.00	390.00	2,563.05	107.47	0.00	(178.05)	0.00
Transfers of Indirect Costs - Interfund														
130-53100-0-00000-72100-73500-0-0000								6,072.00	0.00	0.00	0.00	0.00	6,072.00	100.00
TOTAL: 73500								6,072.00	0.00	0.00	0.00	0.00	6,072.00	100.00
TOTAL: 70000								6,072.00	0.00	0.00	0.00	0.00	6,072.00	100.00
TOTAL EXPENSES:								218,627.20	30,269.14	181,298.41	82.93	0.00	37,328.79	17.07

BUDGET REPORT

FY: 2024

9:40:42AM

FROM: 3/1/2024 TO 3/31/2024

FUND: 130 - Cafeteria Special Revenue Fund

FD	RE	PY	GO	FN	OB	SI	L2					UNENCUMBERED	
								Working	Current	Year To Date	%	Encumbered	Balance

SUMMARY FOR 130 - CAFETERIA SPECIAL REVENUE FUND

		Current	Year To Date	%	Encumbered	Balance	%
TOTAL: INCOME	226,800.00	0.00	94,716.91	41.76	0.00	132,083.09	58.24
TOTAL: 1000-5000	212,555.20	30,269.14	181,298.41	85.29	0.00	31,256.79	14.71
TOTAL: 1000-6000	212,555.20	30,269.14	181,298.41	85.29	0.00	31,256.79	14.71
TOTAL: EXPENSES	218,627.20	30,269.14	181,298.41	82.93	0.00	37,328.79	17.07



SEQUOIA UNION | **ELEMENTARY SCHOOL**

6. CONSENT ACTION ITEMS – 6.4 Enrollment Report District

Attendance Summary By Grade

Sequoia Union Elementary School
02/12/2024 to 03/08/2024 = 18 school days

Grade Level	Carry Fwd	Gain	Mult Gain	Loss	Ending	Actual Days	OffTrack	Days N/E	Days Absent	Days Attd	ADA	ADA %
8	36	0	0	1	35	648	0	14	73.00	561.00	31.17	88.49%
Subtotal	36	0	0	1	35	648	0	14	73.00	561.00	31.17	88.49%
Grand Total	36	0	0	1	35	648	0	14	73.00	561.00	31.17	88.49%

To the best of my knowledge,
the above attendance information is correct.

Signed _____

Date _____

Report Calculations

((Carry Fwd + Gain - Mult. Gain) X School Days) = Actual Days

Actual Days - (Off Track + Days N/E + Days Absent) = Days Attd

[Days Attd / (Actual Days - Off Track - Days N/E)] X 100 = ADA%

[Note: Multiple gains are for students that entered more than one time during the report time span.]



SEQUOIA UNION | **ELEMENTARY SCHOOL**

6. CONSENT ACTION ITEMS – 6.5 Enrollment Report Charter

Attendance Summary By Grade

Sequoia Union Charter School
02/12/2024 to 03/08/2024 = 18 school days

Grade Level	Carry Fwd	Gain	Mult Gain	Loss	Ending	Actual Days	OffTrack	Days N/E	Days Absent	Days Attd	ADA	ADA %
0	55	0	0	2	53	990	0	13	31.00	946.00	52.56	96.83%
Subtotal	55	0	0	2	53	990	0	13	31.00	946.00	52.56	96.83%
1	46	0	0	0	46	828	0	0	37.00	791.00	43.94	95.53%
2	31	0	0	0	31	558	0	0	37.00	521.00	28.94	93.37%
3	42	0	0	1	41	756	0	10	49.00	697.00	38.72	93.43%
Subtotal	119	0	0	1	118	2142	0	10	123.00	2009.00	111.60	94.23%
4	45	0	0	0	45	810	0	0	53.00	757.00	42.06	93.46%
5	38	0	0	1	37	684	0	10	38.00	636.00	35.33	94.36%
6	44	0	0	0	44	792	0	0	43.00	749.00	41.61	94.57%
Subtotal	127	0	0	1	126	2286	0	10	134.00	2142.00	119.00	94.11%
7	44	0	0	0	44	792	0	0	34.00	758.00	42.11	95.71%
Subtotal	44	0	0	0	44	792	0	0	34.00	758.00	42.11	95.71%
Grand Total	345	0	0	4	341	6210	0	33	322.00	5855.00	325.27	94.79%

To the best of my knowledge,
the above attendance information is correct.

Signed _____

Date _____

Report Calculations

((Carry Fwd + Gain - Mult. Gain) X School Days) = Actual Days

Actual Days - (Off Track + Days N/E + Days Absent) = Days Attd

[Days Attd / (Actual Days - Off Track - Days N/E)] X 100 = ADA%

[Note: Multiple gains are for students that entered more than one time during the report time span.]



SEQUOIA UNION | **ELEMENTARY SCHOOL**

6. CONSENT ACTION ITEMS – 6.6 Payroll Report

PAYROLL PRELIST

3/22/2024

Regular Payroll - 3/28/2024 8:02:00PM

Payroll Status

CLASSIFIED

FINALIZED

CLASSIFIED PAYROLL PRELIST AUDIT TOTALS

RECEIVING CHECKS: 7
 APD TO CHECKING: 14
 APD TO SAVING: 1
 TOTAL GETTING PAID: 22

STARTING APD CHECKING NEXT MONTH: 0
 STARTING APD SAVING NEXT MONTH: 0

REGULAR FUNDED: 22 SUI=1
 FEDERAL FUNDED: 0 SUI=2
 CETA FUNDED: 0 SUI=3
 NON-SUI: 0 SUI=0

PAYROLL TOTALS

	Monthly Gross		Hourly Gross		Hourly and Daily Gross		Total Gross
NML	80,433.79	NML	2,020.92	NML	2,020.92	NML	82,454.71
LNG	1,110.00	RET	2,043.36	RET	2,043.36	LNG	1,110.00
RET	32,907.46	Total	4,064.28	Total	4,064.28	RET	34,950.82
Total	114,451.25					Total	118,515.53

OVERTIME TOTALS

NON-NML Total:	34,017.46	0.00	2,043.36	2,043.36	36,060.82
Total:	114,451.25	0.00	4,064.28	4,064.28	118,515.53
DOCKS:	0.00	DEFERRED HELD: 1,107.75	DEFERRED PAID: 0.00	TAX ADJ: 0.00	WORK COMP: 0.00

PAYROLL PRELIST

Regular Payroll - 3/28/2024 8:02:00PM

Payroll Status
FINALIZED

DISTRICT PAYROLL PRELIST AUDIT TOTALS

RECEIVING CHECKS: 8
APD TO CHECKING: 35
APD TO SAVING: 2
TOTAL GETTING PAID: 45

STARTING APD CHECKING NEXT MONTH: 0
STARTING APD SAVING NEXT MONTH: 0

REGULAR FUNDED: 45 SUI=1
FEDERAL FUNDED: 0 SUI=2
CETA FUNDED: 0 SUI=3
NON-SUI: 0 SUI=0

PAYROLL TOTALS

Monthly Gross		Hourly Gross		Hourly and Daily Gross		Total Gross	
NML	246,331.74	NML	2,020.92	NML	2,020.92	NML	248,352.66
LNG	1,110.00	RET	2,043.36	RET	2,043.36	LNG	1,110.00
RET	91,719.53	Total	4,064.28	Total	4,064.28	RET	93,762.89
SPL	3,261.36					SPL	3,261.36
UGD	418.19					UGD	418.19
Total	342,840.82					Total	346,905.10

OVERTIME TOTALS

NON-NML Total:	96,509.08	0.00	2,043.36	2,043.36	98,552.44
Total:	342,840.82	0.00	4,064.28	4,064.28	346,905.10
DOCKS:	2,400.00	DEFERRED HELD: 11,171.70	DEFERRED PAID: 0.00	TAX ADJ: 0.00	WORK COMP: 0.00

The School District hereby orders that payment be made to the employees listed in the above Payroll Final. The detail listing of such employees is available on the payroll system. The County Office Of Education is also ordered to transfer the amounts from the indicated funds of the district to the Check Clearing Fund in order that checks may be drawn from a single revolving fund (Education Code 42631 & 42634).



 Authorized Signature

3/22/2024

 Date



SEQUOIA UNION | **ELEMENTARY SCHOOL**

6. CONSENT ACTION ITEMS – 6.7 Vendor Payment Report

Accounts Payable Final PreList - 3/7/2024 2:42:28PM

*** FINAL ***

Batch No 351

Vendor No	Vendor Name	Reference Number	Invoice Date	PO #	Invoice No	Separate Check	Account Code	Amount	Audit Flag	EFT
Batch No 351								Total Accounts Payable:	\$96,119.03	

The School District hereby orders that payment be made to each of the above vendors in the amounts indicated on the preceding Accounts Payable Final totaling 96,119.03 and the County Office of Education transfer the amounts from the indicated funds of the district to the Check Clearing Fund in order that checks may be drawn from a single revolving fund (Education Code 42631 & 42634).

Authorizing Signature Date

Fund Summary	Total
010	\$59,182.26
090	\$16,647.71
130	\$7,797.81
350	\$6,343.75
356	\$6,147.50
Total	\$96,119.03

Accounts Payable Final PreList - 3/14/2024 2:55:05PM

*** FINAL ***

Batch No 352

Vendor No	Vendor Name	Reference Number	Invoice Date	PO #	Invoice No	Separate Check	Account Code	Amount	Audit Flag	EFT
013553	AAA Quality Services, Inc	PV-241067	3/14/2024		00346239		010-00000-0-00000-82000-56000-0-0000	\$43.18		
	AAA Quality Services, Inc		3/14/2024		00346239		090-00000-0-00000-82000-56000-0-0000	\$349.32		
Total Check Amount:								\$392.50		
013192	AT&T	PV-241080	3/14/2024		020 785 8057 001		010-00000-0-00000-82000-59003-0-0000	\$6.52		
	AT&T		3/14/2024		020 785 8057 001		090-00000-0-00000-82000-59003-0-0000	\$52.73		
Total Check Amount:								\$59.25		
013123	BANK OF THE SIERRA	PV-241084	3/14/2024		7008 5580		010-00000-0-00000-72000-59004-0-0000	\$1.06	M	
	BANK OF THE SIERRA		3/14/2024		7008 5580		010-00000-0-11100-10000-43000-0-0000	\$6.16	M	
	BANK OF THE SIERRA		3/14/2024		7008 5580		010-00000-0-11100-10000-43000-0-0000	\$7.81	M	
	BANK OF THE SIERRA		3/14/2024		7008 5580		010-00000-0-11100-10000-43000-0-0000	\$11.59	M	
	BANK OF THE SIERRA		3/14/2024		7008 5580		010-00000-0-11100-10000-43000-0-0000	\$49.92	M	
	BANK OF THE SIERRA		3/14/2024		7008 5580		010-00000-0-00000-72000-59004-0-0000	\$37.40	M	
	BANK OF THE SIERRA		3/14/2024		7008 5580		090-00000-0-00000-72000-59004-0-0000	\$8.54	M	
	BANK OF THE SIERRA		3/14/2024		7008 5580		090-00000-0-11100-10000-43000-0-0000	\$49.87	M	
	BANK OF THE SIERRA		3/14/2024		7008 5580		090-00000-0-11100-10000-43000-0-0000	\$63.21	M	
	BANK OF THE SIERRA		3/14/2024		7008 5580		090-00000-0-11100-10000-43000-0-0000	\$93.77	M	
	BANK OF THE SIERRA		3/14/2024		7008 5580		090-00000-0-11100-10000-43000-0-0000	\$403.94	M	
	BANK OF THE SIERRA		3/14/2024		7008 5580		090-00000-0-00000-72000-59004-0-0000	\$302.60	M	
Total Check Amount:								\$1,035.87		
014020	Frontier	PV-241073	3/14/2024		012398-5		010-00000-0-00000-82000-59003-0-0000	\$23.37		
	Frontier		3/14/2024		012398-5		090-00000-0-00000-82000-59003-0-0000	\$189.05		
Total Check Amount:								\$212.42		
014119	Ken Horn	PV-241081	3/14/2024		03.14.24		010-11000-0-00000-27000-43000-0-0305	\$51.26		
	Ken Horn		3/14/2024		03.14.24		090-11000-0-00000-27000-43000-0-0305	\$414.71		
Total Check Amount:								\$465.97		
014278	Krazan & Associates	PV-241087	3/14/2024		39279		356-77100-0-00000-85000-62000-0-0000	\$2,345.00		
Total Check Amount:								\$2,345.00		
013774	Lozano-Smith	PV-241075	3/14/2024		2212760		010-00000-0-00000-71500-58000-0-0000	\$34.94		
	Lozano-Smith		3/14/2024		2212760		090-00000-0-00000-72000-58000-0-0000	\$282.68		

Accounts Payable Final PreList - 3/14/2024 2:55:05PM

*** FINAL ***

Batch No 352

Vendor No	Vendor Name	Reference Number	Invoice Date	PO #	Invoice No	Separate Check	Account Code	Amount	Audit Flag	EFT
013774	Lozano-Smith	PV-241076	3/14/2024		2212761		010-00000-0-00000-71500-58000-0-0000	\$142.93		
	Lozano-Smith		3/14/2024		2212761		090-00000-0-00000-72000-58000-0-0000	\$1,156.45		
	Lozano-Smith	PV-241077	3/14/2024		2212762		010-00000-0-00000-71500-58000-0-0000	\$63.53		
	Lozano-Smith		3/14/2024		2212762		090-00000-0-00000-72000-58000-0-0000	\$513.97		
	Lozano-Smith	PV-241078	3/14/2024		2212763		010-00000-0-00000-71500-58000-0-0000	\$25.41		
	Lozano-Smith		3/14/2024		2212763		090-00000-0-00000-72000-58000-0-0000	\$205.59		
	Lozano-Smith	PV-241079	3/14/2024		2212764		010-00000-0-00000-71500-58000-0-0000	\$3.18		
	Lozano-Smith		3/14/2024		2212764		090-00000-0-00000-72000-58000-0-0000	\$25.70		
Total Check Amount:								\$2,454.38		
013747	Mission Uniform Service	PV-241065	3/14/2024		521219210		010-00000-0-00000-82000-43000-0-0000	\$135.04		22
	Mission Uniform Service		3/14/2024		521219210		090-00000-0-00000-82000-43000-0-0000	\$1,092.56		22
	Mission Uniform Service	PV-241066	3/14/2024		521215039		010-00000-0-00000-82000-55000-0-0000	\$16.75		22
	Mission Uniform Service		3/14/2024		521215039		090-00000-0-00000-82000-55000-0-0000	\$135.54		22
Total Check Amount:								\$1,379.89		
014112	NAPA Auto & Truck Parts	PV-241086	3/14/2024		822542		010-81500-0-00000-81100-43000-0-0000	\$2.89		
	NAPA Auto & Truck Parts		3/14/2024		822542		090-00000-0-00000-81100-43000-0-0000	\$23.39		
Total Check Amount:								\$26.28		
012018	SMART & FINAL IRIS CO.	PV-241082	3/14/2024		0236		130-53100-0-00000-37000-47000-0-0000	\$296.96		M
	SMART & FINAL IRIS CO.	PV-241083	3/14/2024		0235		130-53100-0-00000-37000-47000-0-0000	\$23.78		M
Total Check Amount:								\$320.74		
005383	SOUTHERN CALIF EDISON CO	PV-241068	3/14/2024		8001179721		010-00000-0-00000-82000-55002-0-0000	\$239.69		
	SOUTHERN CALIF EDISON CO		3/14/2024		8001179721		090-00000-0-00000-82000-55002-0-0000	\$1,939.33		
	SOUTHERN CALIF EDISON CO	PV-241069	3/14/2024		8000234279		090-00000-0-00000-82000-55002-0-0000	\$93.63		
	SOUTHERN CALIF EDISON CO		3/14/2024		8000234279		010-00000-0-00000-82000-55002-0-0000	\$11.57		
	SOUTHERN CALIF EDISON CO	PV-241070	3/14/2024		8002166053		010-00000-0-00000-82000-55002-0-0000	\$23.85		
	SOUTHERN CALIF EDISON CO		3/14/2024		8002166053		090-00000-0-00000-82000-55002-0-0000	\$192.97		
	SOUTHERN CALIF EDISON CO	PV-241071	3/14/2024		8001722120		010-00000-0-00000-82000-55002-0-0000	\$385.46		
	SOUTHERN CALIF EDISON CO		3/14/2024		8001722120		090-00000-0-00000-82000-55002-0-0000	\$3,118.69		
Total Check Amount:								\$6,005.19		
014247	Tanya Rader	PV-241074	3/14/2024		03.13.24		010-00000-0-00000-27000-43000-0-0000	\$10.76		

Accounts Payable Final PreList - 3/14/2024 2:55:05PM

*** FINAL ***

Batch No 352

Vendor No	Vendor Name	Reference Number	Invoice Date	PO #	Invoice No	Separate Check	Account Code	Amount	Audit Flag	EFT
							Total Check Amount:	\$10.76		
011944	TULARE COUNTY HEALTH SERVICES	PV-241072	3/14/2024		IN0213886		130-53100-0-00000-37000-58000-0-0000	\$390.00		
							Total Check Amount:	\$390.00		

Accounts Payable Final PreList - 3/14/2024 2:55:05PM

*** FINAL ***

Batch No 352

Vendor No	Vendor Name	Reference Number	Invoice Date	PO #	Invoice No	Separate Check	Account Code	Amount	Audit Flag	EFT
-----------	-------------	------------------	--------------	------	------------	----------------	--------------	--------	------------	-----

Total District Payment Amount: **\$15,098.25**

Accounts Payable Final PreList - 3/14/2024 2:55:05PM

*** FINAL ***

Batch No 352

Vendor No	Vendor Name	Reference Number	Invoice Date	PO #	Invoice No	Separate Check	Account Code	Amount	Audit Flag	EFT
Batch No 352								Total Accounts Payable:	\$15,098.25	

The School District hereby orders that payment be made to each of the above vendors in the amounts indicated on the preceding Accounts Payable Final totaling 15,098.25 and the County Office of Education transfer the amounts from the indicated funds of the district to the Check Clearing Fund in order that checks may be drawn from a single revolving fund (Education Code 42631 & 42634).

Authorizing Signature

Date

Fund Summary	Total
010	\$1,334.27
090	\$10,708.24
130	\$710.74
356	\$2,345.00
Total	\$15,098.25

Accounts Payable Final PreList - 3/27/2024 1:12:05PM

*** FINAL ***

Batch No 354

Vendor No	Vendor Name	Reference Number	Invoice Date	PO #	Invoice No	Separate		Amount	Audit	
						Check	Account Code		Flag	EFT
014133	Amazon Business	PV-241102	3/26/2024		1K9H-JFXV-J7T1		010-00000-0-00000-31400-43000-0-0000	\$4.38		22
	Amazon Business		3/26/2024		1K9H-JFXV-J7T1		090-00000-0-00000-31400-43000-0-0000	\$35.44		22
	Amazon Business	PV-241103	3/26/2024		1LVL-JGK3-GQ66		010-81500-0-00000-81100-43000-0-0000	\$4.72		22
	Amazon Business		3/26/2024		1LVL-JGK3-GQ66		090-00000-0-00000-81100-43000-0-0000	\$38.20		22
	Amazon Business	PV-241104	3/26/2024		1QCQ-T4RX-441P		010-00000-0-00000-27000-43000-0-0000	\$22.94		22
	Amazon Business		3/26/2024		1QCQ-T4RX-441P		090-00000-0-00000-27000-43000-0-0000	\$185.56		22
	Amazon Business	PV-241105	3/26/2024		1RTJ-QNFC-3GXV		010-81500-0-00000-81100-43000-0-0000	\$3.20		22
	Amazon Business		3/26/2024		1RTJ-QNFC-3GXV		090-00000-0-00000-81100-43000-0-0000	\$25.88		22
	Amazon Business	PV-241106	3/26/2024		19YV-WTHT-D67R		010-00000-0-11100-10000-43000-0-0000	\$1.80		22
	Amazon Business		3/26/2024		19YV-WTHT-D67R		090-00000-0-11100-10000-43000-0-0000	\$14.58		22
	Amazon Business	PV-241107	3/26/2024		1LY6-C6QY-CY4Q		010-00000-0-11100-10000-43000-0-0000	\$11.84		22
	Amazon Business		3/26/2024		1LY6-C6QY-CY4Q		090-00000-0-11100-10000-43000-0-0000	\$95.76		22
	Amazon Business	PV-241108	3/26/2024		1VFD-FJLR-JJ4P		010-00000-0-00000-27000-43000-0-0000	\$7.48		22
	Amazon Business		3/26/2024		1VFD-FJLR-JJ4P		090-00000-0-00000-27000-43000-0-0000	\$60.54		22
	Amazon Business	PV-241109	3/26/2024		1DYW-R9FF-DPPK		010-00000-0-11100-10000-43000-0-0000	\$8.54		22
	Amazon Business		3/26/2024		1DYW-R9FF-DPPK		090-00000-0-11100-10000-43000-0-0000	\$69.06		22
	Amazon Business	PV-241110	3/26/2024		1VGK-1JJJ-CCN3		010-00000-0-00000-27000-43000-0-0000	\$21.33		22
	Amazon Business		3/26/2024		1VGK-1JJJ-CCN3		090-00000-0-00000-27000-43000-0-0000	\$172.61		22
	Amazon Business	PV-241111	3/26/2024		1FWF-GPPK-9VDR		010-00000-0-00000-27000-43000-0-0000	\$56.72		22
	Amazon Business		3/26/2024		1FWF-GPPK-9VDR		090-00000-0-00000-27000-43000-0-0000	\$458.92	H	22
	Amazon Business	PV-241112	3/26/2024		1L36-VDJ9-9CWP		010-00000-0-11100-10000-43000-0-0000	\$1.52		22
	Amazon Business		3/26/2024		1L36-VDJ9-9CWP		090-00000-0-11100-10000-43000-0-0000	\$12.33		22
	Amazon Business	PV-241113	3/26/2024		1J6V-YPRP-43CX		010-00000-0-11100-10000-43000-0-0000	\$5.64		22
	Amazon Business		3/26/2024		1J6V-YPRP-43CX		090-00000-0-11100-10000-43000-0-0000	\$45.64		22
	Amazon Business	PV-241114	3/26/2024		1PWW-DYLF-DHJR		010-00000-0-00000-27000-43000-0-0000	\$39.69		22
	Amazon Business		3/26/2024		1PWW-DYLF-DHJR		090-00000-0-00000-27000-43000-0-0000	\$321.15		22
	Amazon Business	PV-241115	3/26/2024		1M7T-1JPW-DN3D		130-53100-0-00000-37000-43000-0-0000	\$77.45		22
	Amazon Business	PV-241116	3/26/2024		1QKR-917D-3661		010-11000-0-11100-41000-43000-0-0203	\$12.65		22
	Amazon Business		3/26/2024		1QKR-917D-3661		090-11000-0-11100-41000-43000-0-0203	\$102.35		22
	Amazon Business	PV-241117	3/26/2024		1Y1J-6T4M-1VDG		010-00000-0-00000-31400-43000-0-0000	\$5.49		22
	Amazon Business		3/26/2024		1Y1J-6T4M-1VDG		090-00000-0-00000-31400-43000-0-0000	\$44.44		22
	Amazon Business	PV-241118	3/26/2024		16MW-LN6N-1NC3		010-00000-0-00000-27000-43000-0-0000	\$8.82		22
	Amazon Business		3/26/2024		16MW-LN6N-1NC3		090-00000-0-00000-27000-43000-0-0000	\$71.38		22
	Amazon Business	PV-241119	3/26/2024		1D1M-YCC1-7T7Y		010-81500-0-00000-81100-43000-0-0000	\$2.37		22
	Amazon Business		3/26/2024		1D1M-YCC1-7T7Y		090-00000-0-00000-81100-43000-0-0000	\$19.15		22
	Amazon Business	PV-241120	3/26/2024		1DTT-7VH3-NGND		010-00000-0-00000-27000-43000-0-0000	\$8.30		22

Accounts Payable Final PreList - 3/27/2024 1:12:05PM

*** FINAL ***

Batch No 354

Vendor No	Vendor Name	Reference Number	Invoice Date	PO #	Invoice No	Separate		Amount	Audit	
						Check	Account Code		Flag	EFT
014133	Amazon Business	PV-241120	3/26/2024		1DTT-7VH3-NGND		090-00000-0-00000-27000-43000-0-0000	\$67.11		22
	Amazon Business	PV-241121	3/26/2024		1FG7-4JTP-KTGC		010-00000-0-11100-24200-43000-0-0000	\$2.72		22
	Amazon Business		3/26/2024		1FG7-4JTP-KTGC		090-00000-0-11100-24200-43000-0-0000	\$22.05		22
	Amazon Business	PV-241122	3/26/2024		143D-3WN4-496M		010-00000-0-11100-24200-43000-0-0000	\$7.11		22
	Amazon Business		3/26/2024		143D-3WN4-496M		090-00000-0-11100-24200-43000-0-0000	\$57.53		22
	Amazon Business	PV-241123	3/26/2024		13P7-6MPM-6R99		010-00000-0-11100-24200-44000-0-0000	\$209.72		22
	Amazon Business		3/26/2024		13P7-6MPM-6R99		090-00000-0-11100-24200-44000-0-0000	\$1,696.82		22
	Amazon Business	PV-241124	3/26/2024		19DM-4MDT-DGHQ		010-00000-0-00000-31400-43000-0-0000	\$8.64		22
	Amazon Business		3/26/2024		19DM-4MDT-DGHQ		090-00000-0-00000-31400-43000-0-0000	\$69.94		22
Total Check Amount:								\$4,219.51		
014083	AT&T Circuit Account	PV-241131	3/27/2024		234 371-0765 765 9		010-00000-0-00000-82000-59000-0-0000	\$35.83		
	AT&T Circuit Account		3/27/2024		234 371-0765 765 9		090-00000-0-00000-82000-59000-0-0000	\$289.93		
Total Check Amount:								\$325.76		
013206	AT&T WIRELESS	PV-241136	3/27/2024		X02082024		010-00000-0-00000-82000-59003-0-0000	\$99.57		
	AT&T WIRELESS		3/27/2024		X02082024		090-00000-0-00000-82000-59003-0-0000	\$805.60		
Total Check Amount:								\$905.17		
014164	Cullinan Education Center	PV-241092	3/26/2024		25531		010-07200-0-11100-10000-52000-0-0113	\$250.00		
	Cullinan Education Center		3/26/2024		25531		090-07200-0-11100-10000-52000-0-0113	\$1,000.00		
	Cullinan Education Center		3/26/2024		25531		010-07200-0-11100-10000-52000-0-0112	\$190.30		
	Cullinan Education Center		3/26/2024		25531		090-07200-0-11100-10000-52000-0-0112	\$1,539.70		
Total Check Amount:								\$2,980.00		
013122	EXETER MERCANTILE	PV-241099	3/26/2024		22254/1		010-00000-0-00000-82000-43000-0-0000	\$3.94		
	EXETER MERCANTILE		3/26/2024		22254/1		090-00000-0-00000-82000-43000-0-0000	\$31.91		
Total Check Amount:								\$35.85		
013951	GoTo Communications, Inc	PV-241093	3/26/2024		IN7102624995		010-00000-0-00000-82000-59000-0-0000	\$124.32		22
	GoTo Communications, Inc		3/26/2024		IN7102624995		090-00000-0-00000-82000-59000-0-0000	\$1,005.84		22
Total Check Amount:								\$1,130.16		
014291	KELVIN EDUCATION, INC.	PV-241094	3/26/2024		1186		010-11000-0-00000-27000-43000-0-0305	\$110.00		
	KELVIN EDUCATION, INC.		3/26/2024		1186		090-11000-0-00000-27000-43000-0-0305	\$890.00		

Accounts Payable Final PreList - 3/27/2024 1:12:05PM

*** FINAL ***

Batch No 354

Vendor No	Vendor Name	Reference Number	Invoice Date	PO #	Invoice No	Separate Check	Account Code	Amount	Audit Flag	EFT
Total Check Amount:								\$1,000.00		
014278	Krazan & Associates	PV-241098	3/26/2024		39288		356-77100-0-00000-85000-62000-0-0000	\$3,056.36		
	Krazan & Associates	PV-241135	3/27/2024		39261		356-77100-0-00000-85000-62000-0-0000	\$605.00		
Total Check Amount:								\$3,661.36		
014145	Kylee West	PV-241137	3/27/2024		03.22.24		090-26000-0-11100-10000-43000-0-0000	\$143.82		
	Kylee West		3/27/2024		03.22.24		090-26000-0-11100-10000-52000-0-0000	\$15.88		
Total Check Amount:								\$159.70		
012998	MAJOR SYSCO	PV-241132	3/27/2024		384965232		130-53100-0-00000-37000-43000-0-0000	\$387.35		
	MAJOR SYSCO		3/27/2024		384965232		130-53100-0-00000-37000-47000-0-0000	\$1,656.94		
	MAJOR SYSCO	PV-241133	3/27/2024		384981724		130-53100-0-00000-37000-43000-0-0000	\$180.11		
	MAJOR SYSCO		3/27/2024		384981724		130-53100-0-00000-37000-47000-0-0000	\$1,873.32		
	MAJOR SYSCO	PV-241134	3/27/2024		384973441		130-53100-0-00000-37000-43000-0-0000	\$485.28		
	MAJOR SYSCO		3/27/2024		384973441		130-53100-0-00000-37000-47000-0-0000	\$1,635.51		
Total Check Amount:								\$6,218.51		
013747	Mission Uniform Service	PV-241097	3/26/2024		521252486		010-00000-0-00000-82000-55000-0-0000	\$33.95		22
	Mission Uniform Service		3/26/2024		521252486		090-00000-0-00000-82000-55000-0-0000	\$274.71		22
	Mission Uniform Service	PV-241127	3/27/2024		521312986		010-00000-0-00000-82000-55000-0-0000	\$16.75		22
	Mission Uniform Service		3/27/2024		521312986		090-00000-0-00000-82000-55000-0-0000	\$135.54		22
	Mission Uniform Service		3/27/2024		521312986		010-00000-0-00000-82000-43000-0-0000	\$81.29		22
	Mission Uniform Service		3/27/2024		521312986		090-00000-0-00000-82000-43000-0-0000	\$657.68		22
Total Check Amount:								\$1,199.92		
014272	Pestman Termite & Pest Control	PV-241128	3/27/2024		33037		010-00000-0-00000-82000-58000-0-0000	\$66.00		
	Pestman Termite & Pest Control		3/27/2024		33037		090-00000-0-00000-82000-58000-0-0000	\$534.00		
Total Check Amount:								\$600.00		
012151	PRODUCERS	PV-241095	3/26/2024		58652245		130-53100-0-00000-37000-47000-0-0000	\$282.30		22
	PRODUCERS	PV-241100	3/26/2024		58642389		130-53100-0-00000-37000-47000-0-0000	\$164.47		22
	PRODUCERS	PV-241101	3/26/2024		58646392		130-53100-0-00000-37000-47000-0-0000	\$282.30		22
Total Check Amount:								\$729.07		

Accounts Payable Final PreList - 3/27/2024 1:12:05PM

*** FINAL ***

Batch No 354

Vendor No	Vendor Name	Reference Number	Invoice Date	PO #	Invoice No	Separate Check	Account Code	Amount	Audit Flag	EFT
014131	T-Mobile	PV-241126	3/27/2024		970392559		010-00000-0-11100-10000-58000-0-0000	\$39.60		
	T-Mobile		3/27/2024		970392559		090-00000-0-11100-10000-58000-0-0000	\$320.40		
Total Check Amount:								\$360.00		
013570	Tulare Co. Office Of Education	PV-241125	3/27/2024		242059		010-07200-0-11100-10000-52000-0-0112	\$27.50		
	Tulare Co. Office Of Education		3/27/2024		242059		090-07200-0-11100-10000-52000-0-0112	\$222.50		
	Tulare Co. Office Of Education	PV-241129	3/27/2024		241994		010-11000-0-11100-10000-52000-0-0203	\$17.60		
	Tulare Co. Office Of Education		3/27/2024		241994		090-11000-0-11100-10000-52000-0-0203	\$142.40		
	Tulare Co. Office Of Education	PV-241130	3/27/2024		242284		010-11000-0-11100-10000-52000-0-0203	\$17.60		
	Tulare Co. Office Of Education		3/27/2024		242284		090-11000-0-11100-10000-52000-0-0203	\$142.40		
Total Check Amount:								\$570.00		
014085	Water System Solutions LLC	PV-241096	3/26/2024		771		010-00000-0-00000-82000-58000-0-0000	\$60.50		
	Water System Solutions LLC		3/26/2024		771		090-00000-0-00000-82000-58000-0-0000	\$489.50		
Total Check Amount:								\$550.00		

Accounts Payable Final PreList - 3/27/2024 1:12:05PM

*** FINAL ***

Batch No 354

Vendor No	Vendor Name	Reference Number	Invoice Date	PO #	Invoice No	Separate Check	Account Code	Amount	Audit Flag	EFT
-----------	-------------	------------------	--------------	------	------------	----------------	--------------	--------	------------	-----

Total District Payment Amount: **\$24,645.01**

Accounts Payable Final PreList - 3/27/2024 1:12:05PM

*** FINAL ***

Batch No 354

Vendor No	Vendor Name	Reference Number	Invoice Date	PO #	Invoice No	Separate Check	Account Code	Amount	Audit Flag	EFT
Batch No 354								Total Accounts Payable:	\$24,645.01	

The School District hereby orders that payment be made to each of the above vendors in the amounts indicated on the preceding Accounts Payable Final totaling 24,645.01 and the County Office of Education transfer the amounts from the indicated funds of the district to the Check Clearing Fund in order that checks may be drawn from a single revolving fund (Education Code 42631 & 42634).

Authorizing Signature Date

Fund Summary	Total
010	\$1,630.37
090	\$12,328.25
130	\$7,025.03
356	\$3,661.36
Total	\$24,645.01



7. OTHER ACTION ITEMS: 7.1 Approve the Minutes from the March 14, 2024 Regular Board Meeting



Mr. Ken Horn
Superintendent/Principal

MINUTES – SEQUOIA UNION BOARD OF TRUSTEES REGULAR BOARD MEETING

Thursday, March 14, 2024
6:00pm

AGENDA

ATTENDANCE

Board Members <i>Present</i>	Cody Bogan, Board President Lane Anderson, Board Clerk Jon Cotta, Board Member
Board Members <i>Absent</i>	Melissa Myers, Board Member Greg Dunn, Board Member
Staff Members <i>Present</i>	Ken Horn, Superintendent/Principal Edgardo Monroy, Business Manager

OPENING BUSINESS

1. CALL TO ORDER

Regular Board meeting on March 14, 2024 was called to order at 6:00 pm by President, Cody Bogan. Board members were present with two Board Members absent in the Gymnasium at Sequoia Union Elementary, 23958 Ave 324, Lemon Cove, CA 93244.

2. FLAG SALUTE

2.1 Board President, Cody Bogan led the flag salute.

3. APPROVAL OF AGENDA

Board President, Cody Bogan asked for a motion to approve the agenda

3.1 Motion by Trustee Jon Cotta, **seconded** by Trustee Lane Anderson, to approve of the agenda, **Motion carried 3-0.**

Vote:

Ayes: Cody Bogan, Jon Cotta, and Lane Anderson

Noes: None

Small School, Big Heart



Mr. Ken Horn
Superintendent/Principal

4. COMMENTS FROM THE PUBLIC

Board President, Cody Bogan opened up for public comments. Mr. Horn reported no online comments. Mr. Bogan recognized two members of the audience that wanted to make public comments.

Lori Giotta, school employee made comment on agenda item 7.15. She spoke on her position begin eliminated due to budget cuts. She reviewed her job duties that she does throughout the day that impact our students.

Kristie Arceo, parent of an 8th grade student. Her student has attended school here since Kindergarten. Mrs. Arceo asked the Board to change the Board Policy on attendance for the 8th Grade graduation to make exceptions for students that have documented, ongoing health issues.

5. DISCUSSION & REPORTS

5.1 Superintendent Report

Mr. Horn reported new TK/K building has come a long way now they are adding windows frames, plumbing, and electrical. They might some electrical issues since the 400 building isn't there. Mr. Horn has been meeting and doing presentations on adding the school bond to the November ballot. He has been meeting will ELAC and Parent Guild committees have been positive. Students attended California US History Day, Tulare County Spelling Bee in which one of students went to the 9th round and finished in 4th place in the county. Poetry and Prose coming up just did Math bowl this week. We have had several 7th grade parents get denied for an inter district transfer request by Exeter Unified. Mr. Horn spoke to Tulare County Office of Ed to get information as to how a parent can appeal this decision and what the process is. Interviews have been completed for all 4 open teaching positions, but only 2 candidates signed contracts. We currently have a 2nd and 7th grade ELA position opened. Governor's budget for 2024 we are looking at some budget deficits which Edgardo will be reviewing.

5.2 Luke Smith – Consultant on the New TK-K Construction Project

Luke Smith self-employed and reviewed his experience on past projects and reported on the construction project for the TK/K building.

Trustee, Lane Anderson asked what his opinion was on the electrical issue, was this an oversite?

Luke Smith stated if the state would have approved and funded your project in order you wouldn't be in this situation. He reviewed what is going to happened, buildings are going up smooth but the utilities are going to be expensive. He is

Small School, Big Heart



Mr. Ken Horn
Superintendent/Principal

going to find out if this was a mistake or if the plans getting funded in a certain order was this issue.

Trustee, Lane Anderson asked if the new well had enough electrical service to come backwards through there before we dig a trench through the whole campus. Luke stated that he would need to know what kind of wire was used. He will look into it and get to back to board.

5.3 Report on the TK-K New Building Construction Expense for the Addition of a Septic System

Mr. Horn reported that board asked Mangini to look into the septic system for the TK/K building. They have drawn up complete plans which have been published on March 13 and March 24th in the Visalia Times Delta. Bids will be brought to the board for approval.

5.4 Superintendent Survey Date Report

Mr. Horn reviewed results on the annual survey for the Superintendent/Principal.

5.5 Student Council Report

Teresa Solorio, Vice President we are working hard on the yearbook, amazing race, silly tasks, puzzles for all 6-8th grade students. Basketball rally went well.

5.6 P.T.C. Report

Mr. Horn reported on behalf of Mrs. Blevins, PTC President. They are busy with a strong and active parents volunteering. February 16th they did the jog-a-thon, that helps with the 8th grade field trip raised over \$18,000. Mrs. Ritchie won the jog-a-thon raising the most money, they won a pizza party. They are getting ready for the Golf Tournament on April 14th south of Tulare. Our 5th grade students just got back from the Monterey Aquarium field trip. Many more field trips coming up.

5.7 FFA Report

Mr. Horn reported the FFA report on behalf of Ms. Henson. On February 8th we officially have an FFA Chapter. We have FFA jackets that students can borrow or they can purchase their own personalized jackets with their names. California State FFA Leadership Convention we are attending, two students with Ms. Henson will be attending. We had total 18 students signed up for the Sectional Activity Night, Ms. Henson has an Ag website Cougarag.com to better communicate with families and classroom updates and more.

5.8 Business Report

Edgardo reported January to Feb current enrollment 381 we gained 9 and lost 2.

Small School, Big Heart



Mr. Ken Horn
Superintendent/Principal

6. CONSENT ACTION ITEMS

- 6.1 Budget Report District
 - \$761,000 projected in revenue
 - Expenses \$926,000
- 6.2 Budget Report Charter
 - \$4.7 million projected in revenue
 - Expenses \$4.9 million
- 6.3 Cafeteria Report
 - \$226,000 projected in revenue
 - Expenses \$216,000
- 6.4 Enrolment Report District
- 6.5 Enrollment Report Charter
- 6.6 Payroll Report
 - February \$245,000 total
- 6.7 Vendor Payment Report
 - February payments total \$148,000

Motion by Trustee Lane Anderson, **seconded** by Trustee Jon Cotta, to approve Consent Action Items 6.1-6.7, **Motion carried 3-0.**

Vote:

Ayes: Cody Bogan, Jon Cotta, and Lane Anderson

Noes: None

7. OTHER ACTION ITEMS

- 7.1 Approve the Minutes of the February 8, 2024 Regular Board Meeting
Motion by Trustee Jon Cotta, **seconded** by Trustee Lane Anderson, to approve the Minutes of the February 8, 2024 Regular Board Meeting,
Motion carried 3-0.

Vote:

Ayes: Cody Bogan, Jon Cotta, and Lane Anderson

Noes: None

- 7.2 Approve the 2nd Interim Budget Report and Budget Revision
Motion by Trustee Jon Cotta, **seconded** by Trustee Lane Anderson, to approve the 2nd Interim Budget Report and Budget Revision, **Motion carried 3-0.**

Vote:

Ayes: Cody Bogan, Jon Cotta, and Lane Anderson

Noes: None

Small School, Big Heart



Mr. Ken Horn
Superintendent/Principal

7.3 Approve the 2023-24 Sequoia Union and SETA Negotiated Contract Agreement, which will include all Classified Staff Members and exclude Superintendent-Principal, Ken Horn

Motion by Trustee Jon Cotta, **seconded** by Trustee Lane Anderson, to approve the 2023-24 Sequoia Union and SETA Negotiated Contract Agreement, which will include all Classified Staff Members and exclude Superintendent-Principal, Ken Horn, **Motion carried 3-0.**

Vote:

Ayes: Cody Bogan, Jon Cotta, and Lane Anderson

Noes: None

7.4 Approve the 2023-24 Salary Settlement Disclosure

Motion by Trustee Lane Anderson, **seconded** by Trustee Jon Cotta, to approve the 2023-24 Salary Settlement Disclosure, **Motion carried 3-0.**

Vote:

Ayes: Cody Bogan, Jon Cotta, and Lane Anderson

Noes: None

7.5 Approve the TCOE SELPA MOU on the Transfer of ERMHS Funds from Sequoia Union to TCOE

Motion by Trustee Lane Anderson, **seconded** by Trustee Jon Cotta, to approve the TCOE SELPA MOU on the Transfer of ERMHS Funds from Sequoia Union to TCOE, **Motion carried 3-0.**

Vote:

Ayes: Cody Bogan, Jon Cotta, and Lane Anderson

Noes: None

7.6 Approve the Mangini Invoice 14348 for \$9554.60 for related architectural services on the new TK-K Construction

Motion by Trustee Jon Cotta, **seconded** by Trustee Lane Anderson, to approve the Mangini Invoice 14348 for \$9554.60 for related architectural services on the new TK-K Construction, **Motion carried 3-0.**

Vote:

Ayes: Cody Bogan, Jon Cotta, and Lane Anderson

Noes: None

7.7 Approve the Mark Condie Inspections Invoice 03 for \$7000 for the New Tk-K Construction

Mr. Horn stated this would be paid out of developer fees.

Motion by Trustee Jon Cotta, **seconded** by Trustee Lane Anderson, approve the Mark Condie Inspections Invoice 03 for \$7000 for the New Tk-K Construction,

Small School, Big Heart



Mr. Ken Horn
Superintendent/Principal

Motion carried 3-0.

Vote:

Ayes: Cody Bogan, Jon Cotta, and Lane Anderson

Noes: None

7.8 Approve the New TK-K Building Progress Payment to Micham Construction for \$474,618.02

Motion by Trustee Lane Anderson, **seconded** by Trustee Jon Cotta, approve the New TK-K Building Progress Payment to Micham Construction for \$474,618.02,

Motion carried 3-0.

Vote:

Ayes: Cody Bogan, Jon Cotta, and Lane Anderson

Noes: None

7.9 Approve the District Observance of the Juneteenth Federal and State Holiday

Motion by Trustee Lane Anderson, **seconded** by Trustee Jon Cotta, approve the District Observance of the Juneteenth Federal and State Holiday,

Motion carried 3-0.

Vote:

Ayes: Cody Bogan, Jon Cotta, and Lane Anderson

Noes: None

7.10 Approve the DRAFT 2024-2025 Instructional Calendar

Motion by Trustee Jon Cotta, **seconded** by Trustee Lane Anderson, approve DRAFT 2024-2025 Instructional Calendar, **Motion carried 3-0.**

Vote:

Ayes: Cody Bogan, Jon Cotta, and Lane Anderson

Noes: None

7.11 Approve the 2022-23 Sequoia Union Audit Report by Christy White-Certified Public Accountants

Edgardo reported we had no findings and reviewed the report.

Motion by Trustee Jon Cotta, **seconded** by Trustee Lane Anderson, approve the 2022-23 Sequoia Union Audit Report by Christy White-Certified Public Accountants, **Motion carried 3-0.**

Vote:

Ayes: Cody Bogan, Jon Cotta, and Lane Anderson

Noes: None

Small School, Big Heart



Mr. Ken Horn
Superintendent/Principal

7.12 Approve the Mangini Invoice 14467 for \$6408.32 for the New TK-K Construction Mr. Horn reported this would be paid out of the Design Grant.

Motion by Trustee Lane Anderson, **seconded** by Trustee Jon Cotta, approve the Mangini Invoice 14467 for \$6408.32 for the New TK-K Construction, **Motion carried 3-0.**

Vote:

Ayes: Cody Bogan, Jon Cotta, and Lane Anderson

Noes: None

7.13 Approve the Inter-district Transfers IN

Motion by Trustee Jon Cotta, **seconded** by Trustee Lane Anderson, approve the Inter-district Transfers IN, **Motion carried 3-0.**

Vote:

Ayes: Cody Bogan, Jon Cotta, and Lane Anderson

Noes: None

7.14 Approve the Inter-district Transfers OUT

Motion by Trustee Lane Anderson, **seconded** by Trustee Jon Cotta, approve the Inter-district Transfers OUT, **Motion carried 3-0.**

Vote:

Ayes: Cody Bogan, Jon Cotta, and Lane Anderson

Noes: None

7.15 Consider/Approve Resolution Reducing/Eliminating Classified Employee Services for the 2024-25 School Year Due to Lack of Work and/or Lack of Funds

Motion by Trustee Jon Cotta, **seconded** by Trustee Lane Anderson, Consider/Approve Resolution Reducing/Eliminating Classified Employee Services for the 2024-25 School Year Due to Lack of Work and/or Lack of Funds, **Motion carried 3-0.**

Vote:

Ayes: Cody Bogan, Jon Cotta, and Lane Anderson

Noes: None

8. ORGANIZATIONAL BUSINESS

8.1 Consideration of Agenda Items the Board

- Attendance Policy for 8th Grade Graduation as an Action Item

Board President, Cody Bogan asked for a motion to move from Open Session into Closed Session.

Motion by Trustee Lane Anderson, **seconded** by Trustee Jon Cotta, to move

Small School, Big Heart



Mr. Ken Horn
Superintendent/Principal

from Open Session to Closed Session, **Motion carried 3-0.**

Vote:

Ayes: Melissa Myers, Cody Bogan, Jon Cotta, Greg Dunn, and Lane Anderson

Noes: None

9. CLOSED SESSION

9.1 GOVERNMENT CODE SECTION 54957.6: CONFERENCE WITH LABOR NEGOTIATOR AGENCY REPRESENTATIVE: Superintendent-Principal.
EMPLOYEE ORGANIZATION: S.E.T.A UNPRESENTED EMPLOYEES: Sequoia Union Classified Staff.

9.2 GOVERNMENT CODE SECTION 54957: PUBLIC EMPLOYEE PERFORMANCE EVALUATION: Title – Superintendent-Principal

9.3 Education Code Sections 35146, 48900 et seq., 48912(b) and 49060 et seq., and 20 U.S.C. Section 1232g: STUDENT DISCIPLINE OR OTHER CONFIDENTIAL STUDENT MATTERS

9.4 GOVERNMENT CODE SECTION 54957: Public Employee Discipline/Dismissal /Release /Complaint

The Board came out of closed session and reported out that the Board unanimously voted 3-0, with two absences, to accept the resignation of a Certificated Staff member.

10. ADJOURNMENT

Motion by Trustee Lane Anderson, **seconded** by Trustee Jon Cotta, to adjourn the meeting.

Meeting adjourned at 7:58 pm by Board President, Cody Bogan.

Small School, Big Heart



SEQUOIA UNION | ELEMENTARY SCHOOL

7. OTHER ACTION ITEMS: 7.2 Discuss and Approve the First Reading of Altering Board Policy on Attendance Requirements for 8th Grade Graduation Due to Illness

Eighth Grade Graduation and End of Year Trip Regulations (BP 5127 & BP6146.5)

Requirements to receive a diploma and participate in graduation exercise

- Students will work towards the district Standards of Proficiency in reading comprehension, writing, and computational skills. Students will be assessed in these skills and receive remedial instruction as needed.
- Cumulative GPA during 8th grade (Three Trimesters) of 2.0;
- 80% passing grade on the Constitution Test;
- Maintain at least 94% school attendance from the date of enrollment.
- Eighth graders may have only 10 absences (this will be prorated based on school entry date), excused or unexcused, during the eighth grade year and still be able to participate in eighth grade graduation exercises. Exceptions can be made for long term illness or accidents verified by doctor's note. Absences due to family vacation or other special needs must be arranged by parent with the office according to the Independent Study Contract requirements. See above.
- Must be present in school 65% of the school day (8:20 - 12:45 or 10:30 - 3:00). Eighth grade students leaving before 65% of the school day has transpired will be marked absent for that day and that day will count towards their absences.
- Eighth grade students who have been suspended from school two (2) or more times in their eighth grade year may not participate in graduation exercises.
- Students absent during the regular school day may not participate in any extra or co-curricular activity on the same day of absence.
- The Board recognizes that there may be extenuating circumstances which may contribute to a student's failure to achieve the minimum requirements to receive a diploma and participate in graduation exercises. The Board authorizes the Superintendent to return the privilege of receiving a diploma and participating in graduation exercises upon review of the extenuating circumstances on an individual case-by-case basis.
- If students do not meet the diploma requirements they will receive a certificate of promotion, not a diploma.

8th Grade Graduation Academic Recognition Protocol

- All students with a 4.0 GPA for all 3 trimesters of the 8th grade will be recognized with a gold cord and a certificate.
- All students with a 3.5 GPA for all 3 trimesters of the 8th grade will be recognized with a certificate.
- Academicians: The 2 students with the highest overall GPAs based upon their entire middle school careers (6th-8th grades). If a student transfers to Sequoia Union after 6th grade, GPA will be calculated using grades from previous school as well as grades earned while attending Sequoia Union.
- Speeches will be limited to 4:
 - President
 - Academicians (2)
 - 1 student chosen by middle school teacher(s)



SEQUOIA UNION | ELEMENTARY SCHOOL

7. OTHER ACTION ITEMS: 7.3 Approve the Low Bid of Sierra Range Construction for the New Septic System for the Tk/K Building

BID TABULATION

MANGINI ASSOCIATES INC.

PROJECT: New Septic System at Sequoia Union
 BID OPENING LOCATION: Location
 OWNER: Sequoia Union Elementary School District

ISSUE DATE: April 5, 2024
 BID DATE: April 4, 2024
 MAI PROJECT NO.: 23043

Bidders	Bid Form Executed	Addenda Received	Bid Form Attachments										Base Bid	Alt. Bid 1- Secondary Effluent Pump
			Bid Bond	Subcontractor / DIR	Non-Collusion	Workman's Comp	Fingerprinting	Sufficient Fund Declaration	Drug Free Cert.	Alcohol & Tobacco Free	Non Contract Sanctioned Cert	DVBE		
JTS DBS Todd Companies 1701 N. Clancy Ct. Visalia, CA	x	1	x	x	x	x	x	x	x	x	x	x	Non Responsive	
Sierra Range Construction P. O. Box 427 Visalia, CA 93279	x	x	x	x	x	x	x	x	x	x	x	x	\$ 142,575.00	\$ 9,875.00
Hilly Howl P.O. Box 127 Kingsburg, CA 93631	x	x	x	x	x	x	x	x	x	x	x	x	\$ 187,000.00	\$ 9,400.00



SEQUOIA UNION | ELEMENTARY SCHOOL

7. OTHER ACTION ITEMS: 7.4 Approve the Tk-K Building Construction Change Order #6 in the amount of \$4,287 for adding four marker boards and backing

TRANSMITTAL

188

TO: Sequoia Union Elementary School District
Ken Horn
23958 Avenue 234
Lemon Cove, CA 93244

DATE: 4/2/2024
PROJECT NO: 23043
VIA: Email

PROJECT: New TK-Kindergarten Classroom Wing at Sequoia Union
Elementary School
Sequoia Union Elementary School District
DSA #02-121389

RE: Payment Request 4

INFORMATION ATTACHED

1	Payment Request 4 23043.pdf	4/1/2024
---	-----------------------------	----------

REMARKS: Please make check payable to Oral E. Micham, Inc. for a total amount due of \$374,328.57. Please make a separate check payable to Mission Bank, Account #TBD in the amount of \$19,701.52 representing the retention for this period.

Julie Revels, Business Manager
MANGINI ASSOCIATES INC.

Cc:
Kelly Wright (Oral E. Micham Inc.)



SEQUOIA UNION | **ELEMENTARY SCHOOL**

7. OTHER ACTION ITEMS: 7.5 Approve the Micham Payment Request 4

TRANSMITTAL

188

TO: Sequoia Union Elementary School District
Ken Horn
23958 Avenue 234
Lemon Cove, CA 93244

DATE: 4/2/2024
PROJECT NO: 23043
VIA: Email

PROJECT: New TK-Kindergarten Classroom Wing at Sequoia Union
Elementary School
Sequoia Union Elementary School District
DSA #02-121389

RE: Payment Request 4

INFORMATION ATTACHED

1	Payment Request 4 23043.pdf	4/1/2024
---	-----------------------------	----------

REMARKS: Please make check payable to Oral E. Micham, Inc. for a total amount due of \$374,328.57. Please make a separate check payable to Mission Bank, Account #TBD in the amount of \$19,701.52 representing the retention for this period.

Julie Revels, Business Manager
MANGINI ASSOCIATES INC.

Cc:
Kelly Wright (Oral E. Micham Inc.)



ORAL E. MICHAM, INC.
 P.O. BOX 745
 21128 SENTINEL DR.
 WOODLAKE CA 93286
 559-564-5010

License: 327785

Progress Billing

Application: 4

Period: 03/05/2024

Owner: SEQUOIA UNION ELEMENTARY SD
 23958 AVENUE 324
 LEMON COVE CA 93244

Job Location: SEQUOIA UNION NEW TK-KINDEGARTEN
 23958 AVENUE 324
 LEMON COVE CA 93244

Application For Payment On Contract

Original Contract.....	3,250,000.00
Net Change by Change Orders.....	9,122.00
Contract Sum to Date.....	3,259,122.00
Total Complete to Date.....	1,668,894.86
Total Retained.....	83,444.78
Total Earned Less Retained.....	1,585,450.08
Less Previous Billings.....	1,211,121.51
Current Payment Due.....	374,328.57
Balance on Contract.....	1,673,671.92

Contractor's Certification of Work

The undersigned contractor certifies that, to the best of the contractor's knowledge, the work on the above named job has been completed in accordance with the plans and specifications to the level of completion indicated on the attached schedule of completion.

Contractor:  Date: 3-27-2024

Inspector of Record: _____ Date: _____

Owner: _____ Date: _____

ARCHITECT'S CERTIFICATE FOR PAYMENT


In accordance with the Contract Documents based on the on-site observations and the data comprising this application, the Architect certifies to the Owner that to the best of the Architect's knowledge, information and belief the Work has progressed as indicated, the quality of Work is in accordance with the Contract Documents, and the Contractor is entitled to payment of the AMOUNT CERTIFIED.

AMOUNT CERTIFIED..... \$374,328.57

(Attached an explanation if amount differs from the amount applied for.)

ARCHITECT:  Date: 03.29.2024

This certificate is not negotiable. The AMOUNT CERTIFIED is payable only to the Contractor named herein. Issuance, payment and acceptance of payment are without prejudice to all rights of the Owner or Contractor under this Contract.



ORAL E. MICHAM, NC.
 P.O. BOX 745
 21128 SENTINEL DR.
 WOODLAKE CA 93286
 559-564-5010

License #: 327785

Progress Billing

Application: 4

Period: 03/05/2024

Owner: SEQUOIA UNION ELEMENTARY SD
 23958 AVENUE 324
 LEMON COVE CA 93244

Job Location: SEQUOIA UNION NEW TALKINDEGARTEN
 23958 AVENUE 324
 LEMON COVE CA 93244

Application For Payment On Contract

Original Contract.....	3,250,000.00
Net Change by Change Orders.....	122.00
Contract Sum to Date.....	3,250,122.00
Total Complete to Date.....	1,668,894.86
Total Retained.....	83,444.78
Total Earned Less Retained.....	1,588,450.08
Less Previous Billing.....	1,211,121.51
Current Payment Due.....	373,328.57
Balance on Contract.....	1,678,671.92

Contractor's Certification of Work

The undersigned contractor certifies that, to the best of the contractor's knowledge, the work on the above named job has been completed in accordance with the plans and specifications to the level of completion indicated on the attached schedule of completion.

Contractor: *Steve Turch* Date: 3-27-2024
 Inspector of Record: *Edo TOR* Date: 03-28-24

Owner: _____ Date: _____

ARCHITECT'S CERTIFICATE FOR PAYMENT

In accordance with the Contract Document, based on the on-site observation and the data comprising this application, the Architect certifies to the Owner that to the best of the Architect's knowledge, information and belief the Work has progressed as indicated, the quality of Work is in accordance with the Contract Documents, and the Contractor is entitled to payment of the AMOUNT CERTIFIED.

AMOUNT CERTIFIED: _____
 (Attached an explanation if amount differs from the amount applied for.)

ARCHITECT:
 By: _____ Date: _____

This certificate is not negotiable. The AMOUNT CERTIFIED is payable only to the Contractor named herein. Issuance, payment and acceptance of payment are without prejudice to all rights of the Owner or Contractor under this Contract.

PROGRESS BILLING

Application: 4

Period: 03/05/2024

Schedule of Work Completed

Description of Work	Scheduled	Changes	Contract	Previous	Current Comp.	Stored Mat.	Total Comp.	%	Balance	Retained
GENERAL REQUIR										
1000.000	Bond	28,358.00	28,358.00	28,358.00			28,358.00	100.00		1,417.90
1010.000	Builders Risk	19,105.00	19,105.00	7,450.95	2,292.60		9,743.55	51.00	9,361.45	487.18
1020.000	Liability Insurance	19,220.00	19,220.00	7,495.80	2,306.40		9,802.20	51.00	9,417.80	490.11
1030.000	General Requirem	70,186.23	70,186.23	27,372.63	8,422.35		35,794.98	51.00	34,391.25	1,789.75
1040.000	Allowance Moistur	25,000.00	25,000.00						25,000.00	
1050.000	Allowance Landsc	6,000.00	6,000.00						6,000.00	
1060.000	Supervision	128,400.00	128,400.00	50,076.00	15,408.00		65,484.00	51.00	62,916.00	3,274.20
1070.000	Micham Mobilizati	33,300.54	33,300.54	33,300.54			33,300.54	100.00		1,665.03
1080.000	Micham Demobiliz	5,350.00	5,350.00						5,350.00	
1090.000	Notice of Completi									
SITE										
2000.000	Project Start									
2010.000	Site Demolition	15,355.57	15,355.57	15,355.57			15,355.57	100.00		767.78
2020.000	Import Soil	84,637.00	84,637.00	84,637.00			84,637.00	100.00		4,231.85
2030.000	Rough Survey	3,905.50	3,905.50	3,905.50			3,905.50	100.00		195.28
2040.000	Clear & Grub	5,992.00	5,992.00	5,992.00			5,992.00	100.00		299.60
2050.000	Over Ex Bldg Pad	7,276.00	7,276.00	7,276.00			7,276.00	100.00		363.80
2060.000	Survey Site Utilities	6,066.90	6,066.90	6,066.90			6,066.90	100.00		303.35
2070.000	Site Storm Drain	85,600.00	85,600.00	85,600.00			85,600.00	100.00		4,280.00
2080.000	Site UG Electrical	42,586.00	42,586.00						42,586.00	
2100.000	Survey Site Retaini	1,166.30	1,166.30						1,166.30	
2110.000	Dig Retaining Wall	3,905.50	3,905.50						3,905.50	
2120.000	Retaining Wall Reb	1,717.72	1,717.72						1,717.72	
2130.000	Pour Retaining Wal	5,858.25	5,858.25						5,858.25	
2140.000	Site Sewer	2,140.00	2,140.00	2,140.00			2,140.00	100.00		107.00
2150.000	Form Retaining Wa	22,261.35	22,261.35						22,261.35	
2160.000	Retainig Wall Drain	9,630.00	9,630.00						9,630.00	
2170.000	Site Water	8,560.00	8,560.00	4,280.00			4,280.00	50.00	4,280.00	214.00
2180.000	Site Power Equip	11,556.00	11,556.00						11,556.00	

PROGRESS BILLING

Application: 4

Period: 03/05/2024

Schedule of Work Completed

Description of Work	Scheduled	Changes	Contract	Previous	Current Comp.	Stored Mat.	Total Comp.	%	Balance	Retained
2190.000 Install Fence Post	6,955.00		6,955.00						6,955.00	
2200.000 Pour Retaining Wal	7,029.90		7,029.90						7,029.90	
2210.000 Backfill Retaining	8,827.50		8,827.50						8,827.50	
2220.000 Site LPG	9,630.00		9,630.00						9,630.00	
2230.000 DF CMU Labor	11,449.00		11,449.00						11,449.00	
2240.000 Form & Pour V-Gutt	8,827.50		8,827.50						8,827.50	
2250.000 Survey Play Curb /	2,140.00		2,140.00						2,140.00	
2260.000 Dig & Form Play C	9,389.25		9,389.25						9,389.25	
2270.000 Install Rebar at Pla	502.85		502.85						502.85	
2280.000 Pour Play Curb	5,055.75		5,055.75						5,055.75	
2290.000 Landscape Irrigatio	20,501.20		20,501.20						20,501.20	
2300.000 Form Fence Mow	10,593.00		10,593.00						10,593.00	
2310.000 Install Play Equipm	30,527.04		30,527.04						30,527.04	
2320.000 Install Fence Posts	6,955.00		6,955.00						6,955.00	
2330.000 Pour Fence Mow S	7,062.00		7,062.00						7,062.00	
2340.000 Form & Pour Site S	69,817.50		69,817.50						69,817.50	
2350.000 Herbicide Spray	1,909.95		1,909.95						1,909.95	
2360.000 Install EDPM Coati	14,573.40		14,573.40						14,573.40	
2370.000 Install Wood Fiber	15,035.70		15,035.70						15,035.70	
2380.000 Finish Grade Site	8,827.50		8,827.50						8,827.50	
2390.000 Prep Soil, Finish Gr	10,593.00		10,593.00						10,593.00	
2400.000 Root Barriers	6,420.00		6,420.00						6,420.00	
2410.000 Planting	13,910.00		13,910.00						13,910.00	
2420.000 Sod	21,400.00		21,400.00						21,400.00	
2430.000 Bark	2,140.00		2,140.00						2,140.00	
2440.000 Landscape Mainte	3,819.90		3,819.90						3,819.90	
2450.000 Pull Site Wire	8,089.20		8,089.20						8,089.20	
2460.000 Site Light Pole	1,797.60		1,797.60						1,797.60	
BUILDING										
3000.000 Survey Building Co	2,259.84		2,259.84	2,259.84			2,259.84	100.00		112.99

PROGRESS BILLING

Application: 4

Period: 03/05/2024

Schedule of Work Completed

Description of Work	Scheduled	Changes	Contract	Previous	Current Comp.	Stored Mat.	Total Comp.	%	Balance	Retained
3010.000 Layout & Dig Footi	11,085.20		11,085.20	11,085.20			11,085.20	100.00		554.26
3020.000 Undergorund Plum	51,360.00		51,360.00	51,360.00			51,360.00	100.00		2,568.00
3030.000 Set Outside Forms	23,754.00		23,754.00	23,754.00			23,754.00	100.00		1,187.70
3040.000 Underground Elect	8,988.00		8,988.00	8,988.00			8,988.00	100.00		449.40
3050.000 Install Ftg Rebar	394.77		394.77	394.77			394.77	100.00		19.74
3060.000 Set Inside Forms/E	15,836.00		15,836.00	15,836.00			15,836.00	100.00		791.80
3070.000 Termite Spray Ftgs	679.45		679.45	679.45			679.45	100.00		33.97
3080.000 Pour Ftgs/ Stemwa	36,422.80		36,422.80	36,422.80			36,422.80	100.00		1,821.14
3090.000 Set Steel Columns	1,070.00		1,070.00	1,070.00			1,070.00	100.00		53.50
3100.000 Gravel/Vapor Barri	22,170.40		22,170.40	22,170.40			22,170.40	100.00		1,108.52
3110.000 Slab Rebar	9,643.87		9,643.87	9,643.87			9,643.87	100.00		482.19
3120.000 Termite Spray Slab	679.45		679.45	679.45			679.45	100.00		33.97
3130.000 Pour Slab	41,173.60		41,173.60	41,173.60			41,173.60	100.00		2,058.68
3140.000 Concrete Cure	7,918.00		7,918.00	7,918.00			7,918.00	100.00		395.90
3150.000 Layout & Plate Wal	8,983.72		8,983.72	8,983.72			8,983.72	100.00		449.19
3160.000 Frame Walls	69,017.14		69,017.14	69,017.14			69,017.14	100.00		3,450.86
3170.000 Stand/Plumb & Lin	13,687.44		13,687.44	13,687.44			13,687.44	100.00		684.37
3180.000 Frame Int. Walls	15,716.16		15,716.16	15,716.16			15,716.16	100.00		785.81
3190.000 Frame Roof	92,231.86		92,231.86	92,231.86			92,231.86	100.00		4,611.59
3200.000 Frame Int Ceilings	11,547.44		11,547.44	11,547.44			11,547.44	100.00		577.37
3210.000 Install HM Frames	8,756.88		8,756.88		8,756.88		8,756.88	100.00		437.84
3220.000 Electrical Rough	37,749.60		37,749.60		26,424.72		26,424.72	70.00	11,324.88	1,321.24
3230.000 Top Out Plumbing	65,270.00		65,270.00		62,006.50		62,006.50	95.00	3,263.50	3,100.33
3240.000 Pick-up Framing	2,816.24		2,816.24		2,816.24		2,816.24	100.00		140.81
3250.000 Sheet Metal Flashi	9,576.50		9,576.50						9,576.50	
3260.000 Asphalt Shingles	21,400.00		21,400.00		10,700.00		10,700.00	50.00	10,700.00	535.00
3270.000 Roof Insulation	7,145.46		7,145.46						7,145.46	
3280.000 Spray Foam Insula	7,424.73		7,424.73		7,424.73		7,424.73	100.00		371.24
3290.000 Plaster Scaffold	10,165.00		10,165.00		10,165.00		10,165.00	100.00		508.25
3300.000 Lath / Plaster Base	56,415.75		56,415.75		25,387.09		25,387.09	45.00	31,028.66	1,269.35

PROGRESS BILLING

Application: 4

Period: 03/05/2024

Schedule of Work Completed

Description of Work	Scheduled	Changes	Contract	Previous	Current Comp.	Stored Mat.	Total Comp.	%	Balance	Retained
3310.000 Rough HVAC Duct	90,668.59		90,668.59	9,066.86	81,601.73		90,668.59	100.00		4,533.43
3320.000 Wall/Ceiling Insulat	10,914.00		10,914.00						10,914.00	
3330.000 Hang Drywall	15,811.39		15,811.39						15,811.39	
3340.000 Install Solar Syste	8,988.00		8,988.00						8,988.00	
3350.000 Install Air Conditio	4,194.40		4,194.40						4,194.40	
3370.000 Install Glass	12,495.46		12,495.46						12,495.46	
3390.000 Install Doors / Hard	23,092.74		23,092.74						23,092.74	
3400.000 Tape & Finish Dryw	14,873.00		14,873.00						14,873.00	
3420.000 Plaster Finish	8,560.00		8,560.00						8,560.00	
3430.000 Rough HVAC Contr	6,714.25		6,714.25		6,714.25		6,714.25	100.00		335.71
3450.000 Install Downspouts	4,333.50		4,333.50		433.35		433.35	10.00	3,900.15	21.67
3460.000 Exterior Paint	9,834.37		9,834.37						9,834.37	
3470.000 Interior Paint	16,199.80		16,199.80						16,199.80	
3480.000 Install Ceramic Tile	32,429.56		32,429.56						32,429.56	
3490.000 Install FRP	3,638.00		3,638.00						3,638.00	
3500.000 Install Vinyl Tackbo	26,750.00		26,750.00						26,750.00	
3510.000 Glue-up Tiles	9,095.00		9,095.00						9,095.00	
3520.000 Electrical Finish	6,291.60		6,291.60						6,291.60	
3530.000 Ceiling Grid	12,840.00		12,840.00						12,840.00	
3540.000 Install Millwork	24,075.00		24,075.00						24,075.00	
3550.000 HVAC Finish Ducts	8,517.20		8,517.20						8,517.20	
3560.000 Install Light Fixture	9,886.80		9,886.80						9,886.80	
3570.000 Fire Alarm Finish	10,486.00		10,486.00						10,486.00	
3580.000 Ceiling Tiles	6,955.00		6,955.00						6,955.00	
3590.000 Finish HVAC Contr	3,477.50		3,477.50						3,477.50	
3600.000 Intrusion	2,808.75		2,808.75						2,808.75	
3610.000 Start & Test HVAC	2,461.00		2,461.00						2,461.00	
3620.000 Install Markerboard	1,926.00		1,926.00						1,926.00	
3630.000 Air Balance	5,029.00		5,029.00						5,029.00	
3640.000 Data / Tel	17,976.00		17,976.00						17,976.00	

PROGRESS BILLING

Application: 4

Period: 03/05/2024

Schedule of Work Completed

Description of Work	Scheduled	Changes	Contract	Previous	Current Comp.	Stored Mat.	Total Comp.	%	Balance	Retained
3650.000 Fire Alarm Test	1,498.00		1,498.00						1,498.00	
3660.000 Intrusion Test	401.25		401.25						401.25	
3670.000 Moisture Testing										
3680.000 Clock / PA	4,494.00		4,494.00						4,494.00	
3690.000 AV	1,926.00		1,926.00						1,926.00	
3700.000 Data / Tel Test	2,568.00		2,568.00						2,568.00	
3710.000 Clock / PA Test	642.00		642.00						642.00	
3720.000 AV Test	535.00		535.00						535.00	
3730.000 Finish Plumbing	12,305.00		12,305.00						12,305.00	
3740.000 Toilet Partitions / Ac	3,317.00		3,317.00						3,317.00	
3750.000 Luxury Vinyl Tile	11,994.70		11,994.70						11,994.70	
3760.000 Install Signs	2,330.46		2,330.46						2,330.46	
3770.000 Final Cleaning	5,296.50		5,296.50						5,296.50	
3780.000 Install Fire Extingui	494.34		494.34						494.34	
3790.000 Punchlist										
3800.000 Project Complete										
3810.000 Caulk HM Frames	1,599.65		1,599.65						1,599.65	
3820.000 Rubber Base	1,203.75		1,203.75						1,203.75	
3830.000 Elect Fire Alarm Ro	7,190.40		7,190.40		5,033.28		5,033.28	70.00	2,157.12	251.66
3840.000 Elect Data Rough	5,392.80		5,392.80		3,774.96		3,774.96	70.00	1,617.84	188.75
PROCUREMENTS										
5000.000 Lumber	60,990.00		60,990.00	60,990.00			60,990.00	100.00		3,049.50
5010.000 Misc Carpentry	21,935.00		21,935.00	21,935.00			21,935.00	100.00		1,096.75
5020.000 Wood Trusses	114,659.06		114,659.06	114,659.06			114,659.06	100.00		5,732.95
5030.000 Wood Doors	18,511.00		18,511.00						18,511.00	
5040.000 Finish Hardware	24,877.50		24,877.50						24,877.50	
5050.000 Hollow Metal Door	23,312.09		23,312.09		11,656.05		11,656.05	50.00	11,656.04	582.80
5060.000 Alvitre Mobilization	4,280.00		4,280.00	2,140.00			2,140.00	50.00	2,140.00	107.00
5070.000 Signage	4,302.87		4,302.87	4,302.87			4,302.87	100.00		215.14
5080.000 Fire Extinguishers /	2,624.36		2,624.36						2,624.36	

PROGRESS BILLING

Application: 4

Period: 03/05/2024

Schedule of Work Completed

Description of Work	Scheduled	Changes	Contract	Previous	Current Comp.	Stored Mat.	Total Comp.	%	Balance	Retained
5100.000 Ceramic Tile Sub	2,140.00		2,140.00	2,140.00			2,140.00	100.00		107.00
5110.000 Ceramic Tile Mater	48,643.27		48,643.27						48,643.27	
5130.000 Air Conditioning U	99,304.56		99,304.56	42,700.96			42,700.96	43.00	56,603.60	2,135.05
5140.000 Fans & Registers	7,490.00		7,490.00	2,321.90			2,321.90	31.00	5,168.10	116.10
5150.000 Shop Fab Rough D	6,714.25		6,714.25	671.43	6,042.82		6,714.25	100.00		335.71
5160.000 Shop Fab Finish D	2,648.25		2,648.25						2,648.25	
5170.000 Sheet Metal Materi	2,889.00		2,889.00		2,889.00		2,889.00	100.00		144.45
5180.000 Sheet Metal Fab	1,230.50		1,230.50						1,230.50	
5190.000 Data /Tel Mat	30,816.00		30,816.00						30,816.00	
5200.000 Fire Alarm Mat	17,976.00		17,976.00						17,976.00	
5210.000 Intrusion Mat	4,815.00		4,815.00						4,815.00	
5220.000 A/V Mat	9,844.00		9,844.00						9,844.00	
5230.000 Clock / PA Mat	7,704.00		7,704.00						7,704.00	
5240.000 Drywall Submittals	1,070.00		1,070.00	1,070.00			1,070.00	100.00		53.50
5250.000 Drywall Mat	9,630.00		9,630.00						9,630.00	
5260.000 Taping Mat	2,247.00		2,247.00						2,247.00	
5270.000 Off-Load Doors, Fr	3,210.00		3,210.00		1,605.00		1,605.00	50.00	1,605.00	80.25
5280.000 Irrigation Materials	25,540.90		25,540.90						25,540.90	
5290.000 Millwork Submittal	3,531.00		3,531.00	3,531.00			3,531.00	100.00		176.55
5300.000 Millwork Materials	17,869.00		17,869.00						17,869.00	
5310.000 Millwork Shop Fab	41,730.00		41,730.00						41,730.00	
5320.000 Steel Downspouts	6,848.00		6,848.00		684.80		684.80	10.00	6,163.20	34.24
5330.000 Interior Paint Mat	2,856.90		2,856.90						2,856.90	
5340.000 Exterior Paint Mat	1,733.40		1,733.40						1,733.40	
5350.000 Caulking Mat	283.55		283.55						283.55	
5360.000 Asphalt Shingle M	37,450.00		37,450.00		37,450.00		37,450.00	100.00		1,872.50
5370.000 Luxury Vinyl Tile M	17,548.00		17,548.00						17,548.00	
5380.000 Rubber Base	1,209.10		1,209.10						1,209.10	
5390.000 Electrical Submittal	5,350.00		5,350.00	5,350.00			5,350.00	100.00		267.50
5400.000 Elect Site UG Mat	16,050.00		16,050.00	16,050.00			16,050.00	100.00		802.50

PROGRESS BILLING

Application: 4

Period: 03/05/2024

Schedule of Work Completed

Description of Work	Scheduled	Changes	Contract	Previous	Current Comp.	Stored Mat.	Total Comp.	%	Balance	Retained
5410.000 Elect Slab UG Mat	8,560.00		8,560.00	8,560.00			8,560.00	100.00		428.00
5420.000 Elect Rough Mat	42,878.11		42,878.11		32,158.58		32,158.58	75.00	10,719.53	1,607.93
5430.000 Elect Fire Alarm M	3,210.00		3,210.00		2,407.50		2,407.50	75.00	802.50	120.38
5440.000 Elect Data Mat	2,140.00		2,140.00		1,605.00		1,605.00	75.00	535.00	80.25
5450.000 Elect Finish Mat	4,280.00		4,280.00						4,280.00	
5460.000 Elect Site Wire Mat	32,100.00		32,100.00						32,100.00	
5470.000 TC Cabinets	535.00		535.00	535.00			535.00	100.00		26.75
5480.000 Elect Christy Boxes	7,268.51		7,268.51	7,268.51			7,268.51	100.00		363.43
5490.000 Light Pole Base M	3,210.00		3,210.00						3,210.00	
5500.000 Elect Testing	8,025.00		8,025.00						8,025.00	
5510.000 Solar Mat	34,752.53		34,752.53	34,752.53			34,752.53	100.00		1,737.63
5520.000 Light Fixtures	76,750.03		76,750.03	65,237.53			65,237.53	85.00	11,512.50	3,261.88
5530.000 Elect Power Panel	18,653.31		18,653.31	17,720.64			17,720.64	95.00	932.67	886.03
5540.000 Plumbing Submitta	1,070.00		1,070.00	1,070.00			1,070.00	100.00		53.50
5550.000 JT2 Mobilization	1,070.00		1,070.00	535.00	267.50		802.50	75.00	267.50	40.13
5560.000 Plumbing Ground	1,605.00		1,605.00	1,605.00			1,605.00	100.00		80.25
5570.000 Plumbing Top Out	6,420.00		6,420.00	6,420.00			6,420.00	100.00		321.00
5580.000 Plumbing Fixtures	49,220.00		49,220.00						49,220.00	
5590.000 Structural Steel Sh	1,070.00		1,070.00	1,070.00			1,070.00	100.00		53.50
5600.000 Structural Steel Ma	4,280.00		4,280.00	4,280.00			4,280.00	100.00		214.00
5610.000 Structural Steel Fa	6,420.00		6,420.00	6,420.00			6,420.00	100.00		321.00
5620.000 Retaining Wall Reb	2,576.59		2,576.59						2,576.59	
5630.000 Ftg Rebar Mat	592.14		592.14	592.14			592.14	100.00		29.61
5640.000 Slab Rebar Mat	13,663.31		13,663.31	13,663.31			13,663.31	100.00		683.17
5650.000 Rebar at Play Curb	754.26		754.26						754.26	
5660.000 Lath / Plaster Base	12,305.00		12,305.00		12,305.00		12,305.00	100.00		615.25
5670.000 Plaster Finish Mat	2,193.50		2,193.50						2,193.50	
5680.000 KCA Submittals	1,070.00		1,070.00	1,070.00			1,070.00	100.00		53.50
5690.000 Toilet Partitions / Ac	14,407.55		14,407.55						14,407.55	
5700.000 Markerboard Mat	8,239.00		8,239.00						8,239.00	

PROGRESS BILLING

Application: 4

Period: 03/05/2024

Schedule of Work Completed

Description of Work		Scheduled	Changes	Contract	Previous	Current Comp.	Stored Mat.	Total Comp.	%	Balance	Retained
5710.000	CL Fence & Gate	33,107.94		33,107.94						33,107.94	
5720.000	CMU Submittals	3,210.00		3,210.00	3,210.00			3,210.00	100.00		160.50
5730.000	Dorfmeier Mobiliza	4,066.00		4,066.00						4,066.00	
5740.000	DF CMU Mat	5,671.00		5,671.00						5,671.00	
	PCO #1		9,122.00	9,122.00		5,290.76		5,290.76	58.00	3,831.24	264.54
	Totals:	3,250,000.00	9,122.00	3,259,122.00	1,274,864.77	394,030.09		1,668,894.86	51.21	1,590,227.14	83,444.78



TO: SEQUOIA UNION ELEMENTARY SCHOOL DISTRICT
23958 AVENUE 324
LEMON COVE, CA 93244

PROJECT: SEQUOIA UNION NEW TK AND KINDERGARTEN

PAY TO: MISSION BANK
PO BOX 317
BAKERSFIELD, CA 93302

ESCROW ACCT#: TBD

DESCRIPTION: PLEASE DEPOSIT CURRENT AMOUNT INTO THE ABOVE REFERENCED
ESCROW ACCT.

TOTAL BILLINGS:	\$	1,668,894.86
RETENTION TO DATE:	\$	83,444.78
RETENTION PAID TO DATE:	\$	-
RETENTION UNPAID TO DATE:	\$	19,701.52 3/24
	\$	24,979.93 2/24
	\$	17,486.03 1/24
	\$	21,277.30 12/23

CURRENT RETENTION AMOUNT: \$ 19,701.52

THIS INVOICE IS IN CONNECTION WITH PAYMENT REQUEST #4



SEQUOIA UNION | ELEMENTARY SCHOOL

Mr. Ken Horn
Superintendent/Principal

7. OTHER ACTION ITEMS: 7.6 Approve the Budget Hearing Planning Form

Small School, Big Heart

23958 AVE 324/P.O. Box 44260
LEMON COVE, CA 93244-4260

PHONE: 559-564-2106
FAX 559-564-2136

2024-2025 Budget Hearing Planning Form

Complete this form
and file with TCOE
Attn: Vanessa C
no later than
April 12, 2024

Name of District: Sequoia Union Elementary School District

Education Code 42103 requires each school district governing board to hold a public hearing on the proposed budget. The proposed budget must be available for public inspection **at least three working days** before the date of the public hearing.

A. Public Hearing Information

Date of Public

Hearing: June 13, 2024 **Time:** 6:00 a.m. p.m.

Address: 23958 Ave 234 Lemon Cove, CA. 93244

Location: Sequoia Union Elementary School District Gymnasium
(specify room #, board room, library etc.) – Provide Zoom Info, if applicable



The date you provide on the line below must be at least 3 **working** days prior to the public hearing date you entered above (**do not** count the date of the public hearing or Saturdays/Sundays when calculating this date.)

Date budget will be available for inspection:

June 10, 2024

Location of Inspection and

Website: Sequoia Union Elementary District Office 23958 Ave 234 Lemon Cove, CA 93244
(specify district office, business office or other location, room # etc. and website to access budget online)

The governing board shall prepare and adopt a budget, in accordance with Education Code 42126 and 42127.

B. Budget Adoption Information



The date you provide on the line below must be different from the date of the public hearing in Section A above.

Date budget will be adopted by the Board:

The budget must be adopted on a **different date**, at a **separate public meeting**, than the public hearing.

The County Superintendent of Schools shall publish the date and location at which the proposed budget may be inspected by the public as well as the date, time, and location of the public hearing of the proposed budget.

C. Newspaper Selection*

- | | |
|--|---|
| <input type="checkbox"/> Mid-Valley Times (formerly Dinuba Sentinel) | <input type="checkbox"/> Tulare Advance-Register |
| <input type="checkbox"/> Foothills Sun-Gazette | <input checked="" type="checkbox"/> Visalia Times-Delta |
| <input type="checkbox"/> Porterville Recorder | |

* Please note you must select one of the newspapers above because they are the only newspapers of general circulation in the county that meet the requirements of Education Code 42103. We will happily publish in other newspapers in addition to one listed above, but there will be additional costs to the district to do so.

Other – Please specify: _____



SEQUOIA UNION | ELEMENTARY SCHOOL

7 OTHER ACTION ITEMS: 7.7 Approve the UBEO Business Service Agreement

1. AGREEMENT: You agree to rent from us the goods, together with all replacements, parts, repairs, additions, and accessions incorporated therein or attached thereto and any and all proceeds of the foregoing, including, without limitation, insurance recoveries ("Equipment") and, if applicable, finance certain software, software license(s), software components and/or professional services in connection with software (collectively, the "Financed Items," which are included in the word "Equipment" unless separately stated) from software licensor(s) and/or supplier(s) (collectively, the "Supplier"), all as described in this Agreement and in any attached schedule, addendum or amendment hereto ("Agreement"). You represent and warrant that you will use the Equipment for business purposes only. You agree to all of the terms and conditions contained in this Agreement, which, with the acceptance certification, is the entire agreement between you and us regarding the Equipment and which supersedes any purchase order, invoice, request for proposal, response or other related document. This Agreement becomes valid upon execution by us. The term shall start on the date we pay Supplier. The first Payment is due 30 days after the start of this Agreement and each Payment thereafter shall be due on the same day of each month (the "Scheduled Due Date") unless a different due date is mutually agreed to by us and you. If the parties agree to adjust the Payment due date (an "Adjusted Due Date"), in addition to all Payments and other amounts due hereunder, you will pay an interim payment in an amount equal to 1/30th of the Payment, multiplied by the number of days between the Scheduled Due Date and the Adjusted Due Date. In addition, should this Agreement replace a previous UBEQ West, LLC generated equipment rental, a CLOSING BILL on the agreement being replaced, up to the installation date of the new equipment, will be sent approximately (10) days after delivery of the new equipment. You agree to pay this CLOSING BILL charges as they represent valid charges for product and services provided under the prior agreement up to the installation date of the new equipment. If any provision of this Agreement is declared unenforceable, the other provisions herein shall remain in full force and effect to the fullest extent permitted by law.

2. OWNERSHIP; PAYMENTS; TAXES AND FEES: We own the Equipment, excluding any Financed Items. Ownership of any Financed Items shall remain with Supplier thereof. You will pay all Payments, as adjusted, when due, without notice or demand and without abatement, set-off, counterclaim or deduction of any amount whatsoever. If any part of a Payment is more than 5 days late, you agree to pay a late charge of 10% of the Payment which is late or, if less, the maximum charge allowed by law. The Payment may be adjusted proportionately upward or downward: (i) if the shipping charges or taxes differ from the estimate given to you; and/or (ii) to comply with the tax laws of the state in which the Equipment is located. You shall pay all applicable taxes, assessments and penalties related to this Agreement, whether levied or assessed on this Agreement, on us (except on our income) or you, or on the Equipment, its rental, sale, ownership, possession, use or operation. If we pay any taxes or other expenses that are owed hereunder, you agree to reimburse us when we request. You agree to pay us a yearly processing fee of up to \$50 for personal property taxes we pay related to the Equipment. You agree to pay us a fee of up to \$50 for filing and/or searching costs required under the Uniform Commercial Code ("UCC") or other laws. You agree to pay us an origination fee of \$125 for all closing costs. We may apply all sums received from you to any amounts due and owed to us under the terms of this Agreement. If for any reason your check is returned for insufficient funds, you will pay us a service charge of \$30 or, if less, the maximum charge allowed by law. We may make a profit on any fees, estimated tax payments and other charges paid under this Agreement.

3. EQUIPMENT; SECURITY INTEREST: At your expense, you shall keep the Equipment: (i) in good repair, condition and working order, in compliance with applicable laws, ordinances and manufacturers' and regulatory standards; (ii) free and clear of all liens and claims; and (iii) at your address shown on page 1, and you agree not to move it unless we agree in writing. You grant us a security interest in the Equipment to secure all amounts you owe us under this Agreement or any other agreement with us ("Other Agreements"), except amounts under Other Agreements which are secured by land and/or buildings. You authorize and ratify our filing of any financing statement(s) to show our interest. You will not change your name, state of organization, headquarters or residence without providing prior written notice to us. You will notify us within 30 days if your state of organization revokes or terminates your existence.

4. INSURANCE; COLLATERAL PROTECTION; INDEMNITY; LOSS OR DAMAGE: You agree to keep the Equipment fully insured against all risk, with us named as lender's loss payee, in an amount not less than the full replacement value of the Equipment until this Agreement is terminated. You also agree to maintain commercial general liability insurance with such coverage and from such insurance carrier as shall be satisfactory to us and to include us as an additional insured on the policy. You will provide written notice to us within 10 days of any modification or cancellation of your insurance policy(s). You agree to provide us certificates or other evidence of insurance acceptable to us. If you do not provide us with acceptable evidence of property insurance within 30 days after the start of this Agreement, we may, at our sole discretion, to do so as provided in either (A) or (B) below, as determined in our discretion: (A) We may obtain insurance covering our interest (and only our interest) in the Equipment for the Agreement term and renewals. Any insurance we obtain will not insure you against third party or liability claims and may be cancelled by us at any time. You may be required to pay us an additional amount each month for the insurance premium and an administrative fee. The cost may be more than the cost of obtaining your own insurance; or (B) We may charge you a monthly property damage surcharge of up to .0035 of the Equipment cost as a result of our credit risk and administrative and other costs, as would be further described on a letter from us to you. We may make a profit on this program. **NOTHING IN THIS PARAGRAPH WILL RELIEVE YOU OF RESPONSIBILITY FOR LIABILITY INSURANCE ON THE EQUIPMENT.** We are not responsible for, and you agree to hold us harmless and reimburse us for and to defend on our behalf against, any claim for any loss, expense, liability or injury caused by or in any way related to delivery, installation, possession, ownership, renting, manufacture, use, condition, inspection, removal, return or storage of the Equipment. All indemnities will survive the expiration or termination of this Agreement. You are responsible for any loss, theft, destruction or damage to the Equipment ("Loss"), regardless of cause, whether or not insured. You agree to promptly notify us in writing of any Loss. If a Loss occurs and we have not otherwise agreed in writing, you will promptly pay to us the unpaid balance of this Agreement, including any future Payments to the end of the term plus the anticipated residual value of the Equipment, both discounted to present value at 2%. Any proceeds of insurance will be paid to us and credited against the Loss. You authorize us to sign on your behalf and appoint us as your attorney-in-fact to endorse in your name any insurance drafts or checks issued due to a Loss.

5. ASSIGNMENT: YOU SHALL NOT SELL, TRANSFER, ASSIGN, ENCUMBER, PLEDGE OR SUBRENT THE EQUIPMENT OR THIS AGREEMENT, without our prior written consent which will not be unreasonably withheld. You shall not consolidate or merge with or into any other entity, distribute, sell or dispose of all or any substantial portion of your assets other than in the ordinary course of business, without our prior written consent, and the surviving, or successor entity or the transferee of such assets, as the case may be, shall assume all of your obligations under this Agreement by a written instrument acceptable to us. No event shall occur which causes or results in a transfer of majority ownership of you while any obligations are outstanding hereunder. We may sell, assign, or transfer this Agreement without notice to or consent from you. You agree that if we sell, assign or transfer this Agreement, our assignee will have the same rights and benefits that we have now and will not have to perform any of our obligations. **You agree that our assignee will not be subject to any claims, defenses, or offsets that you may have against us.** This Agreement shall be binding on and inure to the benefit of the parties hereto and their respective successors and assigns.

6. DEFAULT AND REMEDIES: You will be in default if: (i) you do not pay any Payment or other sum due to us or you fail to perform in accordance with the covenants, terms and conditions of this Agreement or any other agreement with us or any of our affiliates or fail to perform or pay under any material agreement with any other entity; (ii) you make or have made any false statement or misrepresentation to us; (iii) you or any guarantor dies, dissolves, liquidates, terminates existence or is in bankruptcy; (iv) you or any guarantor suffers a material adverse change in its financial, business or operating condition; or (v) any guarantor defaults under any guaranty for this Agreement. If you are ever in default, at our option, we can cancel this Agreement and require that you pay the unpaid balance of this Agreement, including any future Payments to the end of term plus the anticipated residual value of the Equipment, both discounted to present value at 2%. We may recover default interest on any unpaid amount at the rate of 12% per year. Concurrently and cumulatively, we may also use any remedies available to us under the UCC and any other law and we may require that you immediately stop using any Financed Items. If we take possession of the Equipment, you agree to pay the costs of repossession, moving, storage, repair and sale. The net proceeds of the sale of any Equipment will be credited against what you owe us under this Agreement and you will be responsible for any deficiency. In the event of any dispute or enforcement of our rights under this Agreement or any related agreement, you agree to pay our reasonable attorneys' fees (including any incurred before or at trial, on appeal or in any other proceeding), actual court costs and any other collection costs, including any collection agency fee. **WE SHALL NOT BE RESPONSIBLE TO PAY YOU ANY CONSEQUENTIAL, INDIRECT OR INCIDENTAL DAMAGES FOR ANY DEFAULT, ACT OR OMISSION BY ANYONE.** Any delay or failure to enforce our rights under this Agreement will not prevent us from enforcing any rights at a later time. You agree that this Agreement is a "Finance Lease" as defined by Article 2A of the UCC and your rights and remedies are governed exclusively by this Agreement. You waive all rights under sections 2A-508 through 522 of the UCC. If interest is charged or collected in excess of the maximum lawful rate, we will refund such excess to you, which will be your sole remedy.

7. INSPECTIONS AND REPORTS: We have the right, at any reasonable time, to inspect the Equipment and any documents relating to its installation, use, maintenance and repair. Within 30 days after our request (or such longer period as provided herein), you will deliver all requested information (including tax returns) which we deem reasonably necessary to determine your current financial condition and faithful performance of the terms hereof. This may include: (i) compiled, reviewed or audited annual financial statements (including, without limitation, a balance sheet, a statement of income, a statement of cash flow, a statement of changes in equity and notes to financial statements) within 120 days after your fiscal year end, and (ii) management-prepared interim financial statements within 45 days after the requested reporting period(s). Annual statements shall set forth the corresponding figures for the prior fiscal year in comparative form, all in reasonable detail without any qualification or exception deemed material by us. Unless otherwise accepted by us, each financial statement shall be prepared in accordance with generally accepted accounting principles consistently applied and shall fairly and accurately present your financial condition and results of operations for the period to which it pertains. You authorize us to obtain credit bureau reports for credit and collection purposes and to share them with our affiliates and agents.

8. END OF TERM: At the end of the initial term, this Agreement shall renew for successive 12-month renewal term(s) under the same terms hereof unless you send us written notice between 90 and 150 days before the end of the initial term or at least 30 days before the end of any renewal term that you want to return the Equipment, and you timely return the Equipment. You shall continue making Payments and paying all other amounts due until the Equipment is returned. As long as you have given us the required written notice, you will return all of the Equipment to a location we specify, at your expense, in retail re-saleable condition, full working order and complete repair. At the end of the term or upon repossession of the Equipment after a default, you agree to pay us a minimum return fee of \$250, which will cover up to 10 units of returned Equipment and will not be prorated, and in addition, a supplemental return fee of up to \$50 per each unit of returned Equipment in excess of 10 units (collectively, the "Return Fee"). If, in our sole discretion, we allow you to return any Equipment prior to the end of the term, you shall pay us the Return Fee each time you return Equipment. **YOU ARE SOLELY RESPONSIBLE FOR REMOVING ANY DATA THAT MAY RESIDE IN THE EQUIPMENT, INCLUDING BUT NOT LIMITED TO HARD DRIVES, DISK DRIVES OR ANY OTHER FORM OF MEMORY.**

9. USA PATRIOT ACT NOTICE; ANTI-TERRORISM AND ANTI-CORRUPTION COMPLIANCE: To help the government fight the funding of terrorism and money laundering activities, federal law requires all financial institutions to obtain, verify, and record information that identifies each customer who opens an account. When you enter into a transaction with us, we ask for your business name, address and other information that will allow us to identify you. We may also ask to see other documents that substantiate your business identity. You and any other person who you control, own a controlling interest in, or who owns a controlling interest in or otherwise controls you in any manner ("Representatives") are and will remain in full compliance with all laws, regulations and government guidance concerning foreign asset control, trade sanctions, embargoes, and the prevention and detection of money laundering, bribery, corruption, and terrorism, and neither you nor any of your Representatives is or will be listed in any Sanctions-related list of designated persons maintained by the U.S. Department of Treasury's Office of Foreign Assets Control or successor or the U.S. Department of State. You shall, and shall cause any Representative to, provide such information and take such actions as are reasonably requested by us in order to assist us in maintaining compliance with anti-money laundering laws and regulations.

10. MISCELLANEOUS: Unless otherwise stated in an addendum hereto, the parties agree that: (i) this Agreement and any related documents hereto may be authenticated by electronic means; (ii) the "original" of this Agreement shall be the copy that bears your manual, facsimile, scanned or electronic signature and that also bears our manually or electronically signed signature and is held or controlled by us; and (iii) to the extent this Agreement constitutes chattel paper (as defined by the UCC), a security interest may only be created in the original. You agree not to raise as a defense to the enforcement of this Agreement or any related documents that you or we executed or authenticated such documents by electronic or digital means or that you used facsimile or other electronic means to transmit your signature on such documents. Notwithstanding anything to the contrary herein, we reserve the right to require you to sign this Agreement or any related documents hereto manually and to send to us the manually signed, duly executed documents via overnight courier on the same day that you send us the facsimile, scanned or electronic transmission of the documents. You agree to execute any further documents that we may request to carry out the intents and purposes of this Agreement. Whenever our consent is required, we may withhold or condition such consent in our sole discretion, except as otherwise expressly stated herein. From time to time, Supplier may extend to us payment terms for Equipment financed under this Agreement that are more favorable than what has been quoted to you or the general public, and we may provide Supplier information regarding this Agreement if Supplier has assigned or referred it to us. All notices shall be mailed or delivered by facsimile transmission or overnight courier to the respective parties at the addresses shown on this Agreement or such other address as a party may provide in writing from time to time. By providing us with a telephone number for a cellular phone or other wireless device, including a number that you later convert to a cellular number, you are expressly consenting to receiving communications, including but not limited to prerecorded or artificial voice message calls, text messages, and calls made by an automatic telephone dialing system, from us and our affiliates and agents at that number. This express consent applies to each such telephone number that you provide to us now or in the future and permits such calls for non-marketing purposes. Calls and messages may incur access fees from your cellular provider. You authorize us to make non-material amendments (including completing and conforming the description of the Equipment) on any document in connection with this Agreement. Unless stated otherwise herein, all other modifications to this Agreement must be in writing and signed by each party or in a duly authenticated electronic record. This Agreement may not be modified by course of performance.

11. WARRANTY DISCLAIMERS: WE ARE RENTING THE EQUIPMENT TO YOU "AS-IS." YOU HAVE SELECTED SUPPLIER AND THE EQUIPMENT BASED UPON YOUR OWN JUDGMENT. IN THE EVENT WE ASSIGN THIS AGREEMENT, OUR ASSIGNEE DOES NOT TAKE RESPONSIBILITIES FOR THE INSTALLATION OR PERFORMANCE OF THE EQUIPMENT. SUPPLIER IS NOT AN AGENT OF OURS AND WE ARE NOT AN AGENT OF SUPPLIER, AND NOTHING SUPPLIER STATES OR DOES CAN AFFECT YOUR OBLIGATIONS HEREUNDER. **YOU WILL MAKE ALL PAYMENTS UNDER THIS AGREEMENT REGARDLESS OF ANY CLAIM OR COMPLAINT AGAINST ANY SUPPLIER, LICENSOR OR MANUFACTURER, AND ANY FAILURE OF A SERVICE PROVIDER TO PROVIDE SERVICES WILL NOT EXCUSE YOUR OBLIGATIONS TO US UNDER THIS AGREEMENT. WE MAKE NO WARRANTIES, EXPRESS OR IMPLIED, OF, AND TAKE ABSOLUTELY NO RESPONSIBILITY FOR, MERCHANTABILITY, FITNESS FOR ANY PARTICULAR PURPOSE, CONDITION, QUALITY, ADEQUACY, TITLE, DATA ACCURACY, SYSTEM INTEGRATION, FUNCTION, DEFECTS, INFRINGEMENT OR ANY OTHER ISSUE IN REGARD TO THE EQUIPMENT, ANY ASSOCIATED SOFTWARE AND ANY FINANCED ITEMS. SO LONG AS YOU ARE NOT IN DEFAULT UNDER THIS AGREEMENT, WE ASSIGN TO YOU ANY WARRANTIES IN THE EQUIPMENT GIVEN TO US.**

12. LAW; JURY WAIVER: This Agreement will be governed by and construed in accordance with the law of the principal place of business of Owner or, if assigned, its assignee. You consent to jurisdiction and venue of any state or federal court in the state the Owner or, if assigned, its assignee has its principal place of business and waive the defense of inconvenient forum. For any action arising out of or relating to this Agreement or the Equipment, **BOTH PARTIES WAIVE ALL RIGHTS TO A TRIAL BY JURY.**

CALIFORNIA JUDICIAL REFERENCE ADDENDUM

AGREEMENT #
3077820

Addendum to Agreement # 3077820 and any future supplements/schedules thereto, between Sequoia Union School District, as Customer and UBEO West, LLC, as Lessor/Secured Party ("Agreement"). The words "you" and "your" refer to Customer. The words "we," "us" and "our" refer to Lessor/Secured Party.

The parties wish to amend the above-referenced Agreement by adding the following language:

1. Any and all disputes, claims and controversies arising out of, connected with or relating to the Agreement or the transactions contemplated thereby (individually, a "Dispute") that are brought before a forum in which pre-dispute waivers of the right to trial by jury are invalid under applicable law shall be subject to the terms contained in this Addendum in lieu of the jury trial waiver otherwise provided in the Agreement. Disputes may include, without limitation, tort claims, counterclaims, claims brought as class actions, claims arising from schedules, supplements, exhibits or other documents to the Agreement executed in the future, disputes as to whether a matter is subject to judicial reference, or claims concerning any aspect of the past, present or future relationships arising out of or connected with the Agreement.
2. Any and all Disputes shall be heard by a referee and resolved by judicial reference pursuant to California Code of Civil Procedure ("CCCP") §§ 638 et seq. The referee shall be a retired California state court judge or an attorney licensed to practice law in the State of California with at least 10 years' experience practicing commercial law. The parties shall not seek to appoint a referee that may be disqualified pursuant to CCCP §641 or 641.2 without the prior written consent of all parties. If the parties are unable to agree upon a referee within 10 calendar days after one party serves a written notice of intent for judicial reference upon the other parties, then the referee will be selected by the court in accordance with CCCP § 640(b).
3. The referee shall render a written statement of decision and shall conduct the proceedings in accordance with the CCCP, the Rules of Court, and the California Evidence Code, except as otherwise specifically agreed by the parties and approved by the referee. The referee's statement of decision shall set forth findings of fact and conclusions of law. The decision of the referee shall be entered as a judgment in the court in accordance with the provisions of CCCP §§644 and 645. The decision of the referee shall be appealable to the same extent and in the same manner that such decision would be appealable if rendered by a judge of the superior court.
4. Notwithstanding the preceding agreement to submit Disputes to a judicial referee, the parties preserve, without diminution, certain rights and remedies at law or equity and under the Agreement that such parties may employ or exercise freely, either alone or in conjunction with or during a Dispute. Each party shall have and hereby reserves the right to proceed in any court of proper jurisdiction or by self-help to exercise or prosecute the following remedies, as applicable: (A) all rights to foreclose against any real or personal property or other security by exercising a power of sale granted in the Agreement or under applicable law or by judicial foreclosure and sale, including a proceeding to confirm the sale, (B) all rights of self-help including peaceful occupation of property and collection of rents, setoff, and peaceful possession of property, (C) obtaining provisional or ancillary remedies including injunctive relief, sequestration, garnishment, attachment, appointment of receiver and in filing an involuntary bankruptcy proceeding, and (D) when applicable, a judgment by confession of judgment. Preservation of these remedies does not limit the power of a judicial referee to grant similar remedies that may be requested by a party in a Dispute. No provision in the Agreement regarding submission to jurisdiction and/or venue in any court is intended or shall be construed to be in derogation of the provisions in this Addendum for judicial reference of any Dispute. The parties do not waive any applicable federal or state substantive law except as provided herein.
5. If a Dispute includes multiple claims, some of which are found not subject to this Addendum, the parties shall stay the proceedings of the claims not subject to this Addendum until all other claims are resolved in accordance with this Addendum. If there are Disputes by or against multiple parties, some of which are not subject to this Addendum, the parties shall sever the Disputes subject to this Addendum and resolve them in accordance with this Addendum.
6. During the pendency of any Dispute that is submitted to judicial reference in accordance with this Addendum, each of the parties to such Dispute shall bear equal shares of the fees charged and costs incurred by the referee in performing the services described in this Addendum. The compensation of the referee shall not exceed the prevailing rate for like services. The prevailing party shall be entitled to reasonable court costs and legal fees, including customary attorneys' fees, expert witness fees, paralegal fees, the fees of the referee and other reasonable costs and disbursements charged to the party by its counsel, in such amount as is determined by the referee.
7. In the event of any challenge to the legality or enforceability of this Addendum, the prevailing party shall be entitled to recover the costs and expenses from the non-prevailing party, including reasonable attorneys' fees, incurred by it in connection therewith.
8. THIS ADDENDUM CONSTITUTES A "REFERENCE AGREEMENT" BETWEEN THE PARTIES WITHIN THE MEANING OF AND FOR PURPOSES OF CCCP § 638.

By signing this Addendum, Customer acknowledges the above changes to the Agreement and authorizes Lessor/Secured Party to make such changes. In the event of any conflict between this Addendum and the Agreement, this Addendum shall prevail. In all other respects, the terms and conditions of the Agreement remain in full force and effect and remain binding on Customer. This Addendum may be executed in multiple counterparts, each of which shall constitute an original, but all of which, when taken together, shall constitute one and the same agreement.

UBEO West, LLC

Lessor/Secured Party

Signature

Title

Date

Sequoia Union School District

Customer

X

Signature

Title

Date

NOTE: CAPITALIZED TERMS IN THIS DOCUMENT ARE DEFINED AS IN THE AGREEMENT, UNLESS SPECIFICALLY STATED OTHERWISE.

STATE AND LOCAL GOVERNMENT ADDENDUM (AK, AZ, CA, CO, HI, ID, MT, NV, NM, OR, UT, WA, WY)

Addendum to Agreement # 3077820 and any future supplements/schedules thereto, between **Sequoia Union School District**, as Customer (“Customer”) and **UBEO West, LLC**, as Lessor. The words “you” and “your” refer to Customer. The words “we” and “us” refer to Lessor. In the event of any conflict between the terms and conditions of the Agreement and this Addendum, the terms and conditions of this Addendum shall control, and in the event of any conflict between the general provisions of this Addendum and any provision of this Addendum that expressly applies to you only if you are a political subdivision, county, city, or school district of specific state (“State-Specific Provision”), then the State Specific Provision shall control.

1. The parties wish to amend the above-referenced Agreement by adding the following language:

REPRESENTATIONS AND WARRANTIES OF CUSTOMER: You hereby represent and warrant to us that: (i) you have been duly authorized under the Constitution and laws of the applicable jurisdiction and by a resolution or other authority of your governing body to execute and deliver this Agreement and to carry out your obligations hereunder; (ii) all legal requirements have been met, and procedures have been followed, including public bidding, in order to ensure the enforceability of this Agreement; (iii) this Agreement is in compliance with all laws applicable to you, including any debt limitations or limitations on interest rates or finance charges; (iv) the Equipment will be used by you only for essential governmental or proprietary functions of you consistent with the scope of your authority, will not be used in a trade or business of any person or entity, by the federal government or for any personal, family or household use, and your need for the Equipment is not expected to diminish during the term of this Agreement; (v) you have funds available to pay Payments until the end of your current appropriation period, and you intend to request funds to make Payments in each appropriation period, from now until the end of the term of this Agreement; and (vi) your exact legal name is as set forth on page one of this Agreement.

INITIAL TERM AND RENEWAL TERM(S): The term of the Agreement consists of an initial term beginning on the date we pay Supplier and ending at the end of your fiscal year in which we pay Supplier, and a series of renewal terms, each co-extensive with your fiscal year. Except to the extent required by applicable law, if you do not exercise your right to terminate the Agreement under the Non-Appropriation or Renewal paragraph as of the end of any fiscal year, the Agreement will be deemed automatically renewed for the next succeeding renewal term.

An election by you to terminate the Agreement under the Non-Appropriation or Renewal paragraph is not a default.

Notwithstanding anything to the contrary set forth in the Agreement, if we cancel the Agreement following a default by you, we may require that you pay the unpaid balance of Payments under the Agreement through the end of your then-current fiscal year, but we may not require you to pay future Payments due beyond that fiscal year or the anticipated residual value of the Equipment. If we sell the Equipment following a default by you, you will not be responsible for a deficiency, except to the extent of our costs of repossession, moving, storage, repair and sale, and our attorneys’ fees and costs.

NON-APPROPRIATION OR RENEWAL: If either sufficient funds are not appropriated to make Payments or any other amounts due under this Agreement or (to the extent required by applicable law) this Agreement is not renewed either automatically or by mutual ratification, this Agreement shall terminate and you shall not be obligated to make Payments under this Agreement beyond the then-current fiscal year for which funds have been appropriated. Upon such an event, you shall, no later than the end of the fiscal year for which Payments have been appropriated or the term of this Agreement has been renewed, deliver possession of the Equipment to us. If you fail to deliver possession of the Equipment to us, the termination shall nevertheless be effective but you shall be responsible, to the extent permitted by law and legally available funds, for the payment of damages in an amount equal to the portion of Payments thereafter coming due that is attributable to the number of days after the termination during which you fail to deliver possession and for any other loss suffered by us as a result of your failure to deliver possession as required. You shall notify us in writing within seven days after (i) your failure to appropriate funds sufficient for the payment of the Payments or (ii) to the extent required by applicable law, (a) this Agreement is not renewed or (b) this Agreement is renewed by you (in which event this Agreement shall be mutually ratified and renewed), provided that your failure to give any such notice under clause (i) or (ii) of this sentence shall not operate to extend this Agreement or result in any liability to you.

SUPPLEMENTS; SEPARATE FINANCINGS: To the extent applicable, in the event that the parties hereafter mutually agree to execute and deliver any supplement or schedule (“Supplement”) under the above-referenced Agreement, such Supplement, as it incorporates the terms and conditions of the Agreement, shall be a separate financing distinct from the Agreement or other Supplements thereto. Without limiting the foregoing, upon the occurrence of an event of default or a non-appropriation event with respect to the Agreement or a Supplement (each, a separate “Contract”), as applicable, we shall have the rights and remedies specified in the Agreement with respect to the Equipment financed and the Payments payable under such Contract, and we shall have no rights or remedies with

respect to Equipment financed or Payments payable under any other Contract unless an event of default or non-appropriation event has also occurred under such other Contract.

2. The parties wish to amend the above-referenced Agreement by restating certain language as follows:

Any provision in the Agreement stating that you shall indemnify and hold us harmless is hereby amended and restated as follows: “You shall not be required to indemnify or hold us harmless against liabilities arising from this Agreement. However, as between you and us, and to the extent permitted by law and legally available funds, you are responsible for and shall bear the risk of loss for, shall pay directly, and shall defend against any and all claims, liabilities, proceedings, actions, expenses, damages or losses arising under or related to the Equipment, including, but not limited to, the possession, ownership, lease, use or operation thereof, except that you shall not bear the risk of loss of, nor pay for, any claims, liabilities, proceedings, actions, expenses, damages or losses that arise directly from events occurring after you have surrendered possession of the Equipment in accordance with the terms of this Agreement to us or that arise directly from our gross negligence or willful misconduct.”

Any provision in the Agreement stating that the Agreement is governed by a particular state’s laws and you consent to such jurisdiction and venue is hereby amended and restated as follows: “This Agreement will be governed by and construed in accordance with the laws of the state where you are located. You consent to jurisdiction and venue of any state or federal court in such state and waive the defense of inconvenient forum.”

Any provision in the Agreement stating this Agreement supersedes any invoice and/or purchase order is hereby amended and restated as follows: “You agree that the terms and conditions contained in this Agreement, which, with the acceptance certification, is the entire agreement between you and us regarding the Equipment and which supersedes any purchase order, invoice, request for proposal, response or other related document.”

Any provision in the Agreement stating that this Agreement shall automatically renew unless the Equipment is purchased, returned or a notice requirement is satisfied is hereby amended and restated as follows: “Unless the purchase option is \$1.00 or \$101.00, you agree to send us written notice at least 30 days before the end of the final renewal term that you want to purchase or return the Equipment, and you agree to so purchase or return the Equipment not later than the end of the final renewal term. If you fail to so purchase or return the Equipment at or before the end of the final renewal term, you shall be a holdover tenant with respect to this Agreement and the Equipment, and this Agreement shall renew on a month-to-month basis under the same terms hereof until the Equipment has been purchased or returned.”

Any provision in the Agreement stating that we may assign this Agreement is hereby amended and restated as follows: “We may sell, assign, or transfer this Agreement without notice to or consent from you, and you waive any right you may have to such notice or consent.”

Any provision in the Agreement stating that you grant us a security interest in the Equipment to secure all amounts owed to us under any agreement is hereby amended and restated as follows: “To the extent permitted by law, you grant us a security interest in the Equipment to secure all amounts you owe us under this Agreement and any supplements hereto. You authorize and ratify our filing of any financing statement(s) and the naming of us on any vehicle title(s) to show our interest.”

Any provision in the Agreement stating that a default by you under any agreement with our affiliates or other lenders shall be an event of default under the Agreement is hereby amended and restated as follows: “You will be in default if: (i) you do not pay any Payment or other sum due to us under this Agreement when due or you fail to perform in accordance with the covenants, terms and conditions of this Agreement; (ii) you make or have made any false statement or misrepresentation to us; or (iii) you dissolve, liquidate, terminate your existence or are in bankruptcy.”

Any provision in the Agreement stating that you shall pay our attorneys’ fees is hereby amended and restated as follows: “In the event of any dispute or enforcement of rights under this Agreement or any related agreement, you agree to pay, to the extent permitted by law and to the extent of legally available funds, our reasonable attorneys’ fees (including any incurred before or at trial, on appeal or in any other proceeding), actual court costs and any other collection costs, including any collection agency fee.”

Any provision in the Agreement requiring you to pay amounts due under the Agreement upon the occurrence of a default, failure to appropriate funds or failure to renew the

NOTE: CAPITALIZED TERMS IN THIS DOCUMENT ARE DEFINED AS IN THE AGREEMENT, UNLESS SPECIFICALLY STATED OTHERWISE.

Agreement is hereby amended to limit such requirement to the extent permitted by law and legally available funds.

3. If your end-of-term option is the purchase of all Equipment for \$1.00 or \$101.00, the following applies: Unless otherwise required by law, upon your acceptance of the Equipment, title to the Equipment shall be in your name, subject to our interest under this Agreement; provided, however, that if you are a political subdivision of the State of Colorado, and if your end-of-term option is the purchase of all Equipment for \$1.00 or \$101.00, title to the Equipment shall be in our name, subject to your interest under the Agreement.

4. With respect to any "Financed Items," the following provisions shall be applicable to such Financed Items:

This Addendum concerns the granting to you of certain software and/or software license(s) ("Licensed Software"), the purchase by you of certain software components, including but not limited to, software maintenance and/or support ("Products") and/or the purchase by you of certain implementation, integration, training, technical consulting and/or professional services in connection with software ("Services") (collectively, the "Financed Items") from software licensor(s) and/or supplier(s) (collectively, the "Supplier"), all as further described in the agreement(s) between you and Supplier (collectively, the "Product Agreement"). For essential governmental purposes only, you have requested and we have agreed that instead of you paying the fees pursuant to the Product Agreement to Supplier for the Financed Items, we will satisfy your obligation to pay such fees to Supplier, and in consideration thereof, you shall repay the sums advanced by us to Supplier by promptly making certain installment payments to us, which are included in the Payments set forth in the Agreement.

To the extent permitted by law, you grant us a security interest in the license(s), including without limitation, all of your rights in the Licensed Software granted thereunder, the Products, all rights to payment under the Product Agreement, the Financed Items, and all proceeds of the foregoing to secure all amounts you owe us under this Agreement. You authorize and ratify our filing of any financing statement(s) to show our interest.

Ownership of any Licensed Software shall remain with Supplier thereof. All Financed Items shall be provided by a Supplier unrelated to us, and your rights with respect to such Financed Items shall be governed by the Product Agreement between you and Supplier, which shall not be affected by this Agreement. IN NO EVENT SHALL WE HAVE ANY OBLIGATION TO PROVIDE ANY FINANCED ITEMS, AND ANY FAILURE OF SUPPLIER TO PROVIDE ANY FINANCED ITEMS SHALL NOT EXCUSE YOUR OBLIGATIONS TO US IN ANY WAY. YOU HAVE SELECTED SUPPLIER AND THE FINANCED ITEMS BASED UPON YOUR OWN JUDGMENT. WE DO NOT TAKE RESPONSIBILITY FOR THE INSTALLATION OR PERFORMANCE OF THE FINANCED ITEMS. SUPPLIER IS NOT AN AGENT OF OURS AND WE ARE NOT AN AGENT OF SUPPLIER, AND NOTHING SUPPLIER STATES OR DOES CAN AFFECT YOUR OBLIGATIONS HEREUNDER. YOU WILL MAKE ALL PAYMENTS UNDER THIS AGREEMENT REGARDLESS OF ANY CLAIM OR COMPLAINT AGAINST ANY SUPPLIER, LICENSOR OR MANUFACTURER, AND ANY FAILURE OF A SERVICE PROVIDER TO PROVIDE SERVICES WILL NOT EXCUSE YOUR OBLIGATIONS TO US UNDER THIS AGREEMENT. WE MAKE NO WARRANTIES, EXPRESS OR IMPLIED, AS TO THE FINANCED ITEMS COVERED BY THE PRODUCT AGREEMENT AND TAKE ABSOLUTELY NO RESPONSIBILITY FOR MERCHANTABILITY OR FITNESS FOR ANY PARTICULAR PURPOSE OR AS TO ANY PATENT, TRADEMARK OR COPYRIGHT INFRINGEMENT, CONDITION, QUALITY, ADEQUACY, TITLE, DATA ACCURACY, SYSTEM INTEGRATION, FUNCTION, DEFECTS OR ANY OTHER ISSUE IN REGARD TO THE FINANCED ITEMS. YOU HEREBY WAIVE ANY CLAIM (INCLUDING ANY CLAIM BASED ON STRICT LIABILITY OR ABSOLUTE LIABILITY IN TORT) THAT YOU MAY HAVE AGAINST US FOR ANY LOSS, DAMAGE (INCLUDING, WITHOUT LIMITATION, LOSS OF PROFITS, LOSS OF DATA OR ANY OTHER DAMAGES) OR EXPENSE CAUSED BY THE FINANCED ITEMS COVERED BY THE PRODUCT AGREEMENT OR A TERMINATION OF THE FINANCED ITEMS PURSUANT TO AN EVENT OF DEFAULT, EVEN IF WE HAVE BEEN ADVISED OF THE POSSIBILITY OF SUCH DAMAGE, LOSS, EXPENSE OR COST.

By signing this Addendum, Customer acknowledges the applicable changes noted above are incorporated by reference into the Agreement. In all other respects, the terms and conditions of the Agreement remain in full force and effect and remain binding on Customer. Customer has caused this Addendum to be executed by its duly-authorized officer as of the date below.

UBEO West, LLC

Lessor

Signature

Title

Date

Sequoia Union School District

Customer

X

Signature

Title

Date

The following shall be additional events of default under the Agreement: (i) you fail to perform in accordance with the covenants, terms and conditions of the Product Agreement, or (ii) the Product Agreement is terminated, suspended, materially restricted or limited.

The following shall be additional remedies we have for your default under the Agreement: We shall have the right to: (a) cause the termination of the Financed Items and you irrevocably consent to such termination of the Financed Items by Supplier; and (b) require you to immediately stop using the Financed Items (regardless of whether you are in default under the Product Agreement) and you shall, at our option, either deliver to us a certification executed by a duly authorized officer certifying that you have ceased use of the Financed Items or deliver the Financed Items to a location designated by us. In the event you are entitled to transfer the right to use the Financed Items to any third party, you hereby agree to transfer any such right to use the Financed Items to any third party selected by us and acknowledge that you shall have no right to fees payable by any third party in connection with such transfer. However, we shall not be required to mitigate our damages caused by a default by transferring any Financed Items to a third party.

5. If you are a political subdivision of the State of Arizona, the following applies: We understand that you may cancel the Agreement within three years after the start date of the Agreement if any person significantly involved in negotiating, drafting, securing or obtaining the Agreement for or on your behalf becomes, during the term of the Agreement, our employee or agent or becomes, during the term of the Agreement, a consultant to us with respect to the subject matter of the Agreement.

6. If you are a school district in the State of California and your end-of-term option is the purchase of all Equipment for \$1.00 or \$101.00, the following applies: You will be deemed to have acquired title to the Equipment from the Supplier on the date we pay for it, and you hereby sell, transfer and convey the Equipment to us on that date. You represent to us that the resolution of your governing body authorizing the execution and delivery of the Agreement contained a finding that the Equipment is a major item of equipment or data processing equipment and that the sale and leaseback of the Equipment was the most economical means of providing the Equipment to you.

7. If you are a political subdivision of the State of Idaho, the following applies: If you are required under the Agreement to make any payments to us (other than a Payment) during any fiscal year during the term of the Agreement in the event of (a) a late payment charge for Payments, (b) an advance by us which you are required to repay, (c) an indemnity payment you owe to us, or (d) any other additional payment obligation you owe to us under the Agreement (collectively, the "Additional Payments"), the Additional Payments shall be payable solely from legally appropriated funds available for such fiscal year ("Available Funds"). To the extent Available Funds are not available for such fiscal year for payment of the Additional Payments, then the Additional Payments shall be subject to appropriation for the following fiscal year, or the fiscal year following the final fiscal year of the term of the Agreement, if the Additional Payment was incurred in the final fiscal year of the term of this Agreement. Failure to so appropriate the Additional Payments for the following fiscal year in each such case shall be a non-appropriation described in the Non-Appropriation or Renewal paragraph of the Agreement, providing the remedies to us for such an event in said paragraph. You will not be entitled to prepay the Agreement or to exercise your option to purchase the Equipment at the end of the term of the Agreement so long as any Additional Payments are outstanding and unpaid.

8. If you are a political subdivision of the State of Nevada, the following applies: You represent to us that, to the extent required by applicable law (a) the Agreement has been approved by the Executive Director of the Nevada Tax Commission, (b) the Agreement was approved by resolution of your governing body, and such resolution was approved by two-thirds of the members of such governing body, and (c) the resolution approving the Agreement was in form that complies with Nevada Revised Statutes Section 350.087, including the required findings of fact, and was published in accordance with the requirements of Section 350.087. To the extent required by applicable law, you agree to update your plan for capital improvements in accordance with the requirements of Nevada Revised Statutes Section 350.091.

NOTE: CAPITALIZED TERMS IN THIS DOCUMENT ARE DEFINED AS IN THE AGREEMENT, UNLESS SPECIFICALLY STATED OTHERWISE.

MAINTENANCE AGREEMENT

Date: 4.25.2024

Contract # _____

RMC Account Rep: Carri Collins

Purchase Order# _____

(Include hard copy if PO is required)

BILL TO: _____

Company Name:	Sequoia Union School District		
Department:	Office		
Address:	23958 Ave 324 P.O. Box 44260		
City:	Lemon Cove	County:	Tulare
State:	CA	Zip:	93244
Phone #:	559-564-2106		
Contact:	Edgardo Monroy		
Email Address:	emonroy@sequoiaunion.org		

SHIP TO: _____

Company Name:	Sequoia Union School District		
Department:	Office		
Address:	23958 Ave 324 P.O. Box 44260		
City:	Lemon Cove	County:	Tulare
State:	CA	Zip:	93244
Phone #:	559-564-2106		
Contact:	Edgardo Monroy		
Email Address:	emonroy@sequoiaunion.org		

AGREEMENT START DATE: _____

This maintenance plan is effective for 60 months from the agreement start date (install date if applicable). Base charges are payable in advance with overages billed in arrears

Meter Contact Information:(for those not pulling electronically)

Contact Name:	Tanya Radar
Phone Number:	559-564-210
Email Address:	tradar@sequoiaunion.org
Primary Service Tech:	

COVERAGE TYPE: (Network support and related technical services are NOT covered by this agreement. Such services are offered with optional TSA agreement.)

- STANDARD (GF)** (Includes all parts & labor; Excludes ALL consumables.) **Excludes Drum (GP)**
- BUNDLED (AI)** (Includes all parts, labor and consumable toner. Consumables such as, but not limited to staples, ink stamps, paper or specialty media are excluded)
- Wide Format "Plus" (AIP)** (Includes all parts, labor & supplies, including 20 lb standard bond paper)
- NON-STANDARD (TO)** (Includes consumable toner cartridges only. Excludes all parts, labor, and consumables such as, but not limited to staples, ink stamps, paper or specialty media)

COVERED EQUIPMENT

COVERED EQUIPMENT	ESTIMATED ANNUAL VOLUME	MANUFACTURER'S PUBLISHED YIELD PER CONTAINER	MINIMUM VOLUME CHARGE PER MONTH	MINIMUM CHARGE PER MONTH	OVERAGE/PER COPY CHARGE
Canon DXC 5850					.006/.0442color
Canon DX 6860					0.00600
Canon DX 4945					0.00600

QUANTITY OF TONER INCLUDED IN AGREEMENT:

Minimum Total Per MONTH

In the case of supply inclusive agreements, UBEO will supply to the Customer toner free of charge according to the **Manufacturer's Published Yield per Container**. At UBEO's discretion, UBEO may perform a Toner Usage Reconciliation audit from time to time. If Customer's toner usage exceeds the manufacturer's published yields, UBEO will bill the Customer for excess toner usage at its lowest published price.

(Plus Applicable Taxes)

RENEWAL: YES NO

BILLING CYCLE - Bases

BILLING CYCLE - Meters

- Monthly** **Annual**
- Quarterly** **Semi-Annual**
- No base billing**

- Monthly** **Annual**
- Quarterly** **Semi-Annual**

SPECIAL INSTRUCTIONS

For managed print agreements (Printers), you agree that if you retire, replace and/or add new equipment, you grant UBEO Business Services the ability to reflect these additions or deletions of said equipment and your payment under this agreement may adjust accordingly.

For agreements without a base billing, the above stated pricing is based upon the guaranteed number of images listed under "Estimated annual volume". All images will be billed per the billing in arrears for actual usage.

Customer agrees to purchase and UBEO BUSINESS SERVICES agrees to provide maintenance service for the equipment listed above, in accordance with the terms and conditions of this agreement. No terms or conditions, expressed or implied, are authorized unless they appear on the original of this agreement and are signed by the customer and an officer of UBEO BUSINESS SERVICES. The additional terms and conditions of this agreement listed on the reverse side are incorporated in and made part of this agreement. No change, alteration or amendment of these terms and conditions are authorized or effective unless agreed upon in writing by an officer of RUBEO BUSINESS SERVICES. No course or dealing or other conduct or custom shall constitute an amendment to the terms hereof nor alter or vary the terms of this agreement.

X _____

CUSTOMER SIGNATURE TITLE DATE

Print Name

X _____

RMC APPROVAL TITLE DATE

UBEO MAINTENANCE AGREEMENT - TERMS & CONDITIONS

- 1 During the term of this agreement, and for each unit of equipment listed on the front of this document or any subsequent amendment or Schedule, UBEO Business Services will provide, without additional charge, emergency repair service, preventative service, replacement parts (except under the conditions noted in this agreement) and in case of supply inclusive agreements (see front page for this agreement's specific coverage) all supplies (except, as applicable, paper, staples, and clear toner) under the usage limitation conditions listed in the front page of this document. The initial term of this agreement shall be for a period of 60 months and shall be automatically renewed for additional 12 month periods unless written notice is received by either party at least 90 days prior to the expiration of the initial term of the Agreement or any renewal thereof. This agreement shall NOT be assignable by customer without UBEO's prior written consent. UBEO shall have the right to cancel this agreement if any item is sold to a third party without such consent.
 - 2 Maintenance charges provided herein are based upon the current costs of parts and labor and are subject to periodic increases and the effect of inflation. After the first year anniversary date of this agreement and any subsequent twelve month period, the minimum annual or monthly maintenance charges and charges for any overage copies/prints will increase a minimum of 5% over the charges of the previous year. In addition, the minimum billing charge, on any single billing period shall be \$35.00. In addition, UBEO may assess an additional fuel and/or freight surcharge to offset higher than normal service costs as a result of adverse economic conditions.
 - 3 It is understood that should customer wish to add additional, recently acquired but not "new", printers (HP, Kyocera and the like) to this agreement that UBEO reserves the right to inspect and approve the addition of each. Such approval is contingent on age and overall condition of the printers in question. UBEO might, after inspection, require that certain reconditioning or repairs be made before the equipment in question is covered under this maintenance agreement.
 - 4 All routine preventative maintenance and emergency service necessary to keep the equipment in efficient operating order will be performed by UBEO staff during its regular business hours (8:00 AM to 5:00 PM Monday through Friday except holidays) at no cost to Customer provided that such services shall not include the following:
 - a) repairs resulting from causes other than normal use; Customer's willful act, use of any paper stock that does not meet machine specifications, negligence or misuse including, without limitation, damage to any part or mechanisms and/or use or supplies or spare parts not manufactured and/or use or supplies or spare parts not manufactured by the original equipment manufacturer and which cause abnormally high service calls or service problems; accident, transportation, failure of electrical power, air conditioning or humidity control related problems, acts of nature (fire, flood etc), theft or
 - b) repairs made necessary by service performed by personnel other than an UBEO representative, or
 - c) work which the customer requests to be performed outside regular business hours, or
 - d) reconditioning or modification to the equipment except those specified by UBEO's Technical Service Department to assure greater performance of the equipment.
- All of the foregoing shall be invoiced in accordance with UBEO's established per call rates and part charges then in effect. Additionally, UBEO shall have the right, when reasonably in need for reasons of significant equipment failure, to substitute equivalent Equipment (age, model, accessories and meter) at any time during the term thereof. Any removed parts replaced by UBEO shall become the property of UBEO. UBEO shall have full and free access to the Equipment in order to provide service thereon and customer shall from time to time advise UBEO of the names of its employees who shall act as "key operators," with responsibility for performing basic operator maintenance as described by UBEO personnel.
- 5 Certain "housekeeping" duties as outlined in the Owners Instruction Manual provided with the equipment (such as cleaning the glass, clearing misfeeds, if possible, etc) are the customer's responsibility. If a representative of UBEO is called to do servicing of this nature the customer will be charged at the established rates for this service. Customer responsible for providing manufacturer recommended, adequate power supply.
 - 6 Meter reading(s) must be provided by customer in accordance to the frequency stated on the reverse side of this Agreement. Customer agrees to provide correct meter readings to insure accurate and timely billing to the customer by UBEO. If correct meter readings are not provided timely, UBEO will calculate an estimated meter reading(s) and bill the Customer in accordance to the frequency contracted for. UBEO may assess an additional surcharge to offset administrative costs should calls need to be made to Customer in order to secure meter readings. In addition, UBEO may automatically collect from the Equipment, via electronic transmission to a secure off-site location, certain data to be used for servicing the equipment, billing meters, supply replenishment or product improvement purposes. Automatic transmitted data may include, but is not limited to, product registration, meter reads, supply level, equipment settings, and problem/fault code data. All such data shall be transmitted in a secure manner specified by UBEO.
 - 7 Additional service such as cosmetic, modification, or relocation, etc. requested and authorized by Customer and rendered by UBEO will be charged at established rates for such service.
 - 8 If customer's service and/or supply account becomes past due, UBEO may (a) refuse service or delivery of supplies until account is made current or (b) provide service on a C.O.D. per call basis at the then current rate for time and materials. Additionally, Customer agrees to pay to UBEO its cost and expense of collection including reasonable attorney's fees and all charges earned for service provided before the Customer went on a per call C.O.D. basis for non-payment per the terms of the agreement.
 - 9 Liquidated damages: In the event that the customer defaults or chooses to cancel this Agreement before its original term or any extension thereof, Customer promises to pay to UBEO Business Services the following amounts as reasonable liquidated damages (and not as a penalty) for breach thereof:
 - a) Contracts with 24 or more months remaining: twelve times the monthly base (or as the case may be quarterly base divided by 3) plus six months average overages, if any. Overage average shall be determined as the average sum of overage billing the customer has been invoiced for during the current term or 6 months whichever is longer.
 - b) Contracts with 13 to 23 months remaining: nine times the monthly base plus six months average overages, if any. Overage average shall be determined as the average sum of overage billing the customer has been invoiced for the previous 6 months.
 - c) Contracts with 12 or less months remaining or any subsequent 12 month renewal: six times the monthly base plus six months average overages, if any. Overage average shall be determined as the average sum of overage billing the customer has been invoiced for during the previous 6 months.
 - 10 Cancellation for Non-Performance: Customer may cancel the agreement for non-performance as follows: Customer must forward to UBEO via registered mail, to the address listed on the front of this document, the specific problems with the system or other area(s) of non-performance and dissatisfaction. UBEO shall have 30 days to correct the problem. If UBEO has not corrected the problem within 30 days, Customer may notify UBEO of their intent to cancel in 30 days, after which time the Customer is no longer bound by the Liquidated Damages portion of this agreement. Cancellation of the maintenance agreement for non-performance does not provide relief to the Customer from being obligated to make all remaining lease payments (if any) to the leasing company providing financing services for the equipment in question. This agreement may be cancelled by UBEO for any reason.
 - 11 Retained Title: Title to all supplies furnished hereunder, including consumable parts such as drums, remains with UBEO Business Services until said supplies are consumed to the extent they may not be further utilized in the copy/printing process. In the event this agreement is cancelled by either party, Customer agrees to return to UBEO Business Services all unused supplies provided under this agreement including toner and photoconductor.
 - 12 UBEO's obligation and warranties under this Agreement are in lieu of (a) all other warranties, expressed or implied, including implied warranties of merchantability and fitness for a particular purpose and (b) all other obligation or liabilities for damages including but not limited to personal injury or property damage, loss of profit or other consequential damages arising out of or in connection with this agreement of the maintenance service performed hereunder. Nor shall UBEO be responsible for delays or inability to service caused directly or indirectly by strikes, accidents, climatic conditions or any other reason of similar nature beyond its control. This agreement shall be governed and construed according to the laws of the State of California.
 - 13 Payment terms are upon receipt of invoice (URI) unless otherwise specified. Late charges will be assessed on the outstanding balance if payments are not received within 15 days of invoice date. The minimum late charge is \$9.50. Late charges will not exceed the maximum permitted by law. Customer agrees to pay to UBEO a charge of \$25 for any returned checks per occurrence if any of seller's checks are returned to UBEO unpaid. Upon default of any payment or any other aspect of this Agreement, UBEO may at its option, declare the entire outstanding balance due and payable, including the Liquidated Damages stated in Section 9 of this Agreement.
 - 14 In the event of any litigation arising out of this Agreement, the prevailing party shall be entitled to recover reasonable attorney's fees and costs from the other.

This agreement constitutes the entire agreement between the parties with respect to the furnishing of maintenance service superseding all previous proposals oral or written. No representation or statement not contained herein shall be binding upon UBEO as a warranty or otherwise, nor shall this Agreement be modified or amended unless signed by UBEO's General Manager

Customer Initials



SEQUOIA UNION | ELEMENTARY SCHOOL

Mr. Ken Horn
Superintendent/Principal

7. OTHER ACTION ITEMS: 7.8 Approve the 2024-25 Sequoia Union Parent Code of Conduct

Small School, Big Heart

23958 AVE 324/P.O. Box 44260
LEMON COVE, CA 93244-4260

PHONE: 559-564-2106
FAX 559-564-2136

ADULT CODE OF CONDUCT

Sequoia Union is grateful to be partners with involved, committed and responsible families. In order to maintain an orderly, respectful, and secure educational environment for the students and staff of Sequoia Union Elementary School District, it is essential that all adults are aware of their responsibilities and adhere to the expected code of conduct as outlined below. The health, safety, and welfare of all members of our school community is important, therefore this code of conduct applies to all adults including parents, guardians, step-parents, grandparents, extended family, advocates, and any others involved in activities or communications related to Sequoia Union.

GENERAL RESPONSIBILITIES

We expect parents/guardians, visitors, and volunteers to have a fundamental understanding and commitment to the following general propositions:

- Recognize that the education of children is a joint responsibility of the parents/guardians and the school community.
- All family members and visitors, as well as all staff members of the school community deserve to be treated with respect, and school employees are entitled to a safe work environment.
- It is imperative that adults exhibit a good example for students in their conduct, language, and behavior while on campus or at school sponsored activities.
- All communication with staff, teachers, and administrators should be collaborative and based on trust and respect.
- Family members have the right to raise issues and concerns related to the education of their child or school matters. Concerns and complaints should be resolved at the lowest level possible within the structure of the district. Individuals are encouraged to first bring the concern to the attention of the individual employee. If the concern or complaint is not satisfactorily resolved with the individual employee, it should be brought to the attention of the employee's immediate supervisor. If there is no resolution, then the family should speak with the building principal/superintendent directly before bringing the concern to the school board.
- If parents have concerns, a meeting should be scheduled to ensure that all parties can be heard. The goal is always for agreeable solutions to be reached. When concerns related to school arise in non-emergency situations we encourage families to take some time before contacting the school. Do not confront school employees as these interactions can be emotional for all parties involved and do not promote resolution. Furthermore, school employees should never be disrespected in front of students.
- Be aware that your actions on social media may have serious consequences. Adults should consider the impact of social media comments on the greater community and the model being set for children prior to posting on social media. Social Media postings and commentary

should remain professional. Furthermore, defamatory, offensive, or derogatory comments regarding the school or school staff made publicly to others can have serious ramifications.

- Understand that the priority for school staff is the welfare and education of **all** students in the school. Responses to family emails or telephones calls may not happen instantaneously. Responses are not required outside normal working hours or during school holidays.

PROHIBITED BEHAVIORS

In order to provide a peaceful, safe, and welcoming school environment, the district prohibits the following behaviors by parents/guardians and visitors. Employees who are concerned about an adult's behavior shall report it to a staff member and/or administrator.

- Using profane, insulting, harassing, aggressive, or otherwise offensive language or displaying temper either in person, by email, text/voicemail/phone, or other written or verbal communication.
- Disruptive behavior that interferes or threatens to interfere with district operations, including the effective operation of a classroom, an employee's office or duty station, a campus lobby, or school grounds, including sporting events, parking lots and car-pickup.
- The use of alcohol, tobacco, and other drugs on school grounds. Being under the influence of alcohol or other drugs while on school grounds and when attending school sponsored events is prohibited.
- Threatening to do bodily harm to a district employee, visitor, fellow parent/guardian, or student.
- Threatening to damage the property of a district employee, visitor, fellow parent/guardian, or student.
- Intimidate, harass, or discriminate against any person on the basis of race, color, creed, national origin, religion, age, gender, sexual orientation, or disability.
- Parents should never approach someone else's child in order to discuss an issue or chastise that child.

CONSEQUENCES (Penal Code sections 627.4 - 627.7)

- Adults who have communicated (verbally or in writing) in a threatening or harassing manner with a school employee may have their access to school employees restricted and asked to communicate with an assigned point person only.
- Adults who are not able to meet our expectations for conduct will be asked to leave the premises immediately, and to schedule a time to meet with school administration when they are able to conduct themselves in a safe and professional manner.
- The school principal/superintendent reserves the right to deny future access to the school and school activities if the code of conduct is violated. No restriction, however, will prevent the

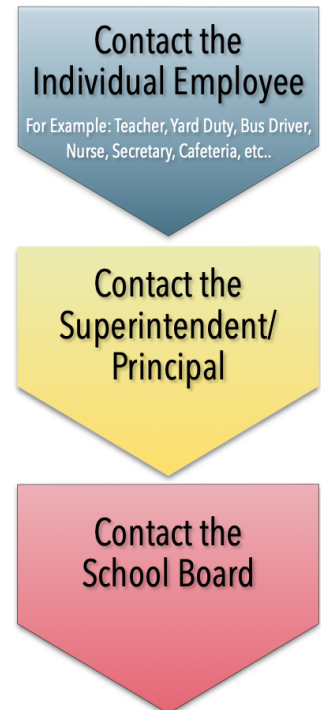
parent/guardian from working collaboratively with the district to meet the child's educational needs, nor will a parent/guardian be excluded from a child's IEP meeting.

We trust that all adults within our communities will help our school in implementing the code of conduct, and we thank you for your support of our school and work environment.

COMMUNICATION PROTOCOLS

Parents and guardians have the right to raise issues and concerns related to the education of their child or school matters. Concerns and complaints should be resolved at the lowest level possible within the structure of the district. For example, most communications of classroom, academic, and playground concerns should be directed to your child's teacher or the individual employee. If you have an issue with a particular staff member, please try to address those concerns with that staff member directly. If there is no resolution, then the family should speak with the building principal/superintendent directly before bringing the concern to the school board. Addressing concerns on social media or other peer groups should be avoided to maintain a positive and respectful atmosphere at Sequoia Union.

Communication Flowchart



WAYS TO CONTACT STAFF

Sending emails, the school communication platform adopted for text messaging, and phone calls are the preferred mode of communication as the first contact to resolve an issue. All employee emails are available on the Sequoia Union website. The school platform used for text messaging teachers is shared at the beginning of each year during Back to School Night. Phone calls are also an excellent way to communicate with school staff. Please keep in mind, with all modes of communication, that school personnel are busy with students during much of the day and their personal time in the evenings and on weekends should be respected. Our aim is to utilize all means of communication effectively.

WHO TO CONTACT

TEACHER OR INDIVIDUAL EMPLOYEE

- Student issues
- A conference
- Questions about student grades or behavior
- Questions about specific activities or events
- Curriculum specific to the classroom or special area

PRINCIPAL

- School programs, policies, and procedures
- Unresolved issues after teacher or individual employee contact
- Security or safety related to school or student

DISTRICT OFFICE

- School-wide events
- Feedback and/or suggestions about school-wide issues
- Attendance
- Calendar
- District-wide programs, policies, and procedures
- Facilities
- Budgets
- Other questions you may have - we will direct your call



SEQUOIA UNION | ELEMENTARY SCHOOL

7 OTHER ACTION ITEMS: 7.9 Approve the Interdistrict Transfers Out for the 2023-24 School Year

Inter-district **OUT**
For Board Approval
2023-2024 School Year

Month: April

Home District Sequoia Union

Student Name	Grade	District of Choice	Continuing/New
Israel Fernandez	5 th Grade	Exeter USD/Wilson Middle	New: Transportation
Juliette Fernandez	3 rd Grade	Exeter USD/Lincoln Elem	New: Transportation



SEQUOIA UNION | ELEMENTARY SCHOOL

Mr. Ken Horn
Superintendent/Principal

7. OTHER ACTION ITEMS: 7.10 Approve the Interdistrict Transfers In and Out for the 2024-25 School Year

Small School, Big Heart

23958 AVE 324/P.O. Box 44260
LEMON COVE, CA 93244-4260

PHONE: 559-564-2106
FAX 559-564-2136

Inter-district **OUT**
For Board Approval
2024-2025 School Year

Month: April

Home District Sequoia Union

Student Name	Grade	District of Choice	Continuing/New
Heidi Aguilar	7 th Grade	Exeter USD/Wilson Elem	Continuing: Transportation
Samuel Aguilar	6 th Grade	Exeter USD/Wilson Elem	Continuing: Transportation
Emerson De La Cruz	3 rd Grade	Exeter USD/Lincoln Elem	Continuing: Transportation
Leighton De La Cruz	1 st Grade	Exeter USD/Lincoln Elem	Continuing: Transportation
Mateo Fernandez	8 th Grade	Exeter USD/Wilson Middle	New: Transportation
Israel Fernandez	6 th Grade	Exeter USD/Wilson Middle	New: Transportation
Juliette Fernandez	3 rd Grade	Exeter USD/Lincoln Elem	New: Transportation
Kayson Lacy	K grade	Visalia USD/Crestwood	New: Works at Crestwood
Lee Ann Cisneros	2 nd Grade	Visalia USD/Mineral King	New: Babysitter next to school
Maddie Avelar	8 th grade	Exeter USD/Wilson Middle	Continuing: Transportation/Sports
Makayla Avelar	7 th grade	Exeter USD/Wilson Middle	Continuing: Transportation/Sports

Interdistrict IN
For Board Approval
2024-2025 School Year

Month: April

Student Name	Grade	District Coming from	Continuing/New
Amber Collins	8 th	Woodlake USD	Continuing
Malaki Rodriquez	8 th	Woodlake USD	Continuing
Emma Rivera	8 th	Visalia USD	Continuing



SEQUOIA UNION | ELEMENTARY SCHOOL

7 OTHER ACTION ITEMS: 7.11 Consider/Approve Resolution 2023-24-006, Reducing/Eliminating Classified School Services for the 2024-2025 School Year Due to the Expiration of a Specially Funded Program(s)

BEFORE THE GOVERNING BOARD
SEQUOIA UNION ELEMENTARY SCHOOL DISTRICT

In the Matter of the) RESOLUTION: 2023-24-006
Reduction of Classified School Services)
for the 2024-2025 School Year)
Due to the Expiration of a Specially)
Funded Program(s))
_____)

WHEREAS, Education Code sections 45114, 45117, 45298 and 45308 authorize the Sequoia Union Elementary School District (“District”) to layoff or reduce classified employees for lack of work or lack of funds; and

WHEREAS due to a lack of work or a lack of funds, certain services now being provided by the District must be reduced for the upcoming school year;

WHEREAS, Education Code section 45117 authorizes layoff upon 60 calendar days’ notice due to the expiration of a specially funded program; and

WHEREAS, the District has determined that the layoffs effectuated pursuant to this resolution are due to the expiration of a specially funded program;

NOW, THEREFORE, BE IT RESOLVED that as of June 30, 2024, the following positions be eliminated:

Instructional Aide - Special Needs – Instructional Aide FTE/hours being eliminated: .84

Instructional Assistant-Severely Handicapped – Instructional Aide – Special Needs – Instructional Aide: FTE/hours being eliminated: .59

BE IT FURTHER RESOLVED that the Superintendent/Principal or designee is authorized and directed to give notice of reduction of services to the affected employee(s) of this District pursuant to District rules and regulations and applicable provisions of the Education Code not later than sixty (60) days prior to the effective date of such reduction or discontinuance as set forth above.

BE IT FURTHER RESOLVED that the Superintendent/Principal or designee is authorized and directed to take any other actions necessary to carry out this resolution.

The foregoing Resolution was adopted by the Governing Board of the Sequoia Union Elementary School District on April 11, 2024.

AYES: _____

NOES: _____

ABSENT: _____

Cody Bogan, President of Governing Board
Sequoia Union Elementary School District
Tulare County, California

ATTEST:

Lane Anderson, Clerk of Governing Board
Sequoia Union Elementary School District
Tulare County, California



SEQUOIA UNION | ELEMENTARY SCHOOL

7 OTHER ACTION ITEMS: 7.12 Approve Board Resolution 2023-24-007, The Sequoia Union Elementary School District BOARD OF TRUSTEES adopting the mitigated negative declaration and mitigation monitoring and reporting program for the SEQUOIA UNION ELEMENTARY SCHOOL NEW CLASSROOM WING ADDITIONS PROJECT

Sequoia Union Elementary School District

BOARD OF TRUSTEES RESOLUTION NO. 2023-24-007

A RESOLUTION OF THE SEQUOIA UNION ELEMENTARY SCHOOL DISTRICT BOARD OF TRUSTEES ADOPTING THE MITIGATED NEGATIVE DECLARATION AND MITIGATION MONITORING AND REPORTING PROGRAM FOR THE SEQUOIA UNION ELEMENTARY SCHOOL NEW CLASSROOM WING ADDITIONS PROJECT, 23958 AVENUE 324, LEMON COVE, CA 93244

WHEREAS, the Sequoia Union Elementary School District (the “District”) is the owner of the approx. 10-acre school located at the northwest corner of the intersection of Avenue 324 and Road 240 in Lemon Cove, California (Assessor’s Parcel Number (APN) 113-220-023).

WHEREAS, the District desires build two new single-story, classroom wing buildings at the Sequoia Union Elementary School campus (the “Project”); and

WHEREAS, an environmental initial study, proposed mitigated negative declaration, and mitigation monitoring and reporting program have been prepared for the Project; and

WHEREAS, the environmental initial study and proposed mitigated negative declaration were prepared in January 2024 and the mitigation monitoring and reporting program was prepared in March 2024 for the District by School Site Solutions, Inc. and reflects the independent judgment of the District; and

WHEREAS, the environmental initial study analyzes the environmental impacts that would occur from the Project and identifies the potential significant environmental impacts of such development; and

WHEREAS, the environmental initial study and proposed mitigated negative declaration are attached hereto as [Exhibit A](#), and the proposed mitigation monitoring and reporting program is attached hereto as [Exhibit B](#); and

WHEREAS, the environmental initial study identifies and recommends feasible mitigation measures, which are included in the mitigated negative declaration for such significant environmental impacts, which will reduce such potentially significant environmental impacts to a less than significant level; and

WHEREAS, the District prepared a Notice of Completion of the mitigated negative declaration and a Notice of Intent to Adopt the mitigated negative declaration, and sent the notices along with the mitigated negative declaration, to the State Clearinghouse, to local and regional public agencies, and to applicable federal agencies; and

WHEREAS, the Notice of Intent to adopt the mitigated negative declaration, pursuant to requirements of CEQA Guidelines Section 15072, was posted with the Tulare County Clerk-Recorder and published in the Visalia Times Delta on February 26, 2024; and

WHEREAS, the mitigated negative declaration was circulated for 32 days for the public review period beginning on February 26, 2024 and ending on March 29, 2024, and was made available for review pursuant to the requirements of CEQA Guidelines Section 15073; and

WHEREAS, no comments were received during the public review period; and

WHEREAS, the mitigation measures identified in the mitigated negative declaration have been incorporated into the Project description and will be incorporated into Project plans; and

WHEREAS, the environmental initial study and proposed mitigation negative declaration have been prepared in compliance with the procedural and substantive requirements of the California Environmental Quality Act (CEQA) as amended; and

WHEREAS, the location and custodian of the documents and other material which constitute the record of proceedings upon which this decision is based in the District office; and

WHEREAS, the Sequoia Union Elementary School District Board of Trustees (the "Board of Trustees") reviewed and considered the information contained in said environmental initial study and proposed mitigation negative declaration prior to considering the merits of the proposed project; and

WHEREAS, the Board of Trustees held a duly noticed public hearing on the mitigated negative declaration on April 11, 2024, at which the Board of Trustees considered the mitigated negative declaration, staff report, testimony, and all other documentation or other evidence received on the mitigated negative declaration; and

WHEREAS, the Board of Trustees has determined that, as a result of its inspections, investigations, and studies made on its behalf, the best interests of the Sequoia Union Elementary School District would be served by adopting the following findings as required by Section 15074 of the State CEQA Guidelines: (1) that the environmental initial study and proposed mitigated negative declaration was completed in compliance with the requirements of CEQA; (2) that the environmental initial study and proposed mitigated negative declaration was presented to and considered by said Board of Trustees prior to final consideration of the merits of the proposed Project; and (3) that said environmental initial study and proposed mitigated negative declaration adequately addresses the potential environmental effects of the proposed Project; and

WHEREAS, the Board of Trustees has further determined that the best interests of the school district are served by approval of the proposed Project.

NOW, THEREFORE, the Board of Trustees hereby adopts the Sequoia Union Elementary School District's mitigated negative declaration, attached hereto as part of [Exhibit A](#), approves the Project, and adopts the mitigation monitoring and reporting program prepared for the Project, attached hereto as [Exhibit B](#), and makes the following findings:

1. The environmental initial study, proposed mitigated negative declaration, and mitigation monitoring and reporting program have been prepared in compliance with the requirements of CEQA; and
2. On the basis of the whole record before the school district, including the environmental initial study, there is no substantial evidence that the Project will have a significant effect on the environment;
3. The environmental initial study and proposed mitigated negative declaration reflects the Board of Trustees' independent judgment and analysis; and
4. Documents and other materials constituting the record of the proceedings upon which the school district's decision and its findings are based are located at the school district office, 23958 Ave 324, Lemon Cove, CA 93244.

FURTHER, subsequent to and conditional on the adoption of the mitigated negative declaration and adoption of the mitigation monitoring and reporting program for the Project, the Board of Trustees hereby approves the Project and authorizes the Superintendent or her designee to take all such steps as are necessary and proper to move forward with the Project.

PASSED AND ADOPTED at the regular meeting of the Sequoia Union Elementary School District Board of Trustees duly held on the 10th day of April 2024 by the following roll call vote:

AYES:

NOES:

ABSENT:

ATTEST:

APPROVED:

Board Clerk

Board President



SEQUOIA UNION | **ELEMENTARY SCHOOL**

**7 OTHER ACTION ITEMS: 7.13 GOVERNMENT CODE SECTION 54957: PUBLIC EMPLOYEE PERFORMANCE
EVALUATION: Title - Superintendent-Principal**